

US00D967550S

(12) **United States Design Patent**  
**Schoonover et al.**

(10) **Patent No.:** **US D967,550 S**  
(45) **Date of Patent:** **\*\* Oct. 18, 2022**

- (54) **FACE SHIELD STRAP CINCH**
- (71) Applicant: **Vintech Industries, Inc.**, Imlay City, MI (US)
- (72) Inventors: **James C. Schoonover**, Shelby Township, MI (US); **Kevin J. Weingartz**, Imlay City, MI (US)
- (73) Assignee: **Vintech Industries Inc.**, Imlay City, MI (US)
- (\*\*) Term: **15 Years**
- (21) Appl. No.: **29/737,577**
- (22) Filed: **Jun. 10, 2020**
- (51) **LOC (13) Cl.** ..... **02-99**
- (52) **U.S. Cl.**  
USPC ..... **D29/122**
- (58) **Field of Classification Search**  
USPC ..... 128/875, 876; D11/210, 212, 215, 216, D11/218, 200, 201; D8/356; D29/100, D29/122, 108; D24/127; D3/215  
CPC ..... A61F 5/37; A61F 5/3723; A61F 5/373; A61F 5/05858; A61F 5/05866; A61F 5/3776; A61H 2201/1652; A61B 5/6831; A44B 11/25; A62B 35/0025; A62B 9/04; A62B 35/0037; A62B 35/0043; A45F 2005/006; A45F 2200/055  
See application file for complete search history.

- D523,238 S \* 6/2006 Miyamoto ..... D3/218
- D557,008 S \* 12/2007 Stiller ..... D3/207
- 7,475,453 B2 \* 1/2009 Drake ..... A44B 11/04  
24/324
- D620,837 S \* 8/2010 Schiebl ..... D11/218
- D623,861 S \* 9/2010 Kope ..... G03B 17/566  
D3/327
- D625,512 S \* 10/2010 Blaney ..... D3/215
- D628,515 S \* 12/2010 Schiebl ..... D11/218
- D667,754 S \* 9/2012 Takahashi ..... D11/218

(Continued)

*Primary Examiner* — Kimberly Barnes

(74) *Attorney, Agent, or Firm* — Warn Partners, P.C.

(57) **CLAIM**

The ornamental design for a face shield strap cinch, as shown and described.

**DESCRIPTION**

FIG. 1 is a perspective view of a face shield strap cinch, in a position of use, and in accordance with the present invention;

FIG. 2 is a front elevation view of the face shield strap cinch, in accordance with the present invention;

FIG. 3 is a right side elevation view of the face shield strap cinch, in accordance with the present invention;

FIG. 4 is a rear elevation view of the face shield strap cinch, in accordance with the present invention;

FIG. 5 is a left side elevation view of the face shield strap cinch, in accordance with the present invention;

FIG. 6 is a top plan view of the face shield strap cinch, in accordance with the present invention;

FIG. 7 is a bottom plan view of the face shield strap cinch, in accordance with the present invention; and,

FIG. 8 is a front elevation view of the face shield strap cinch, in a position of use, and in accordance with the present invention.

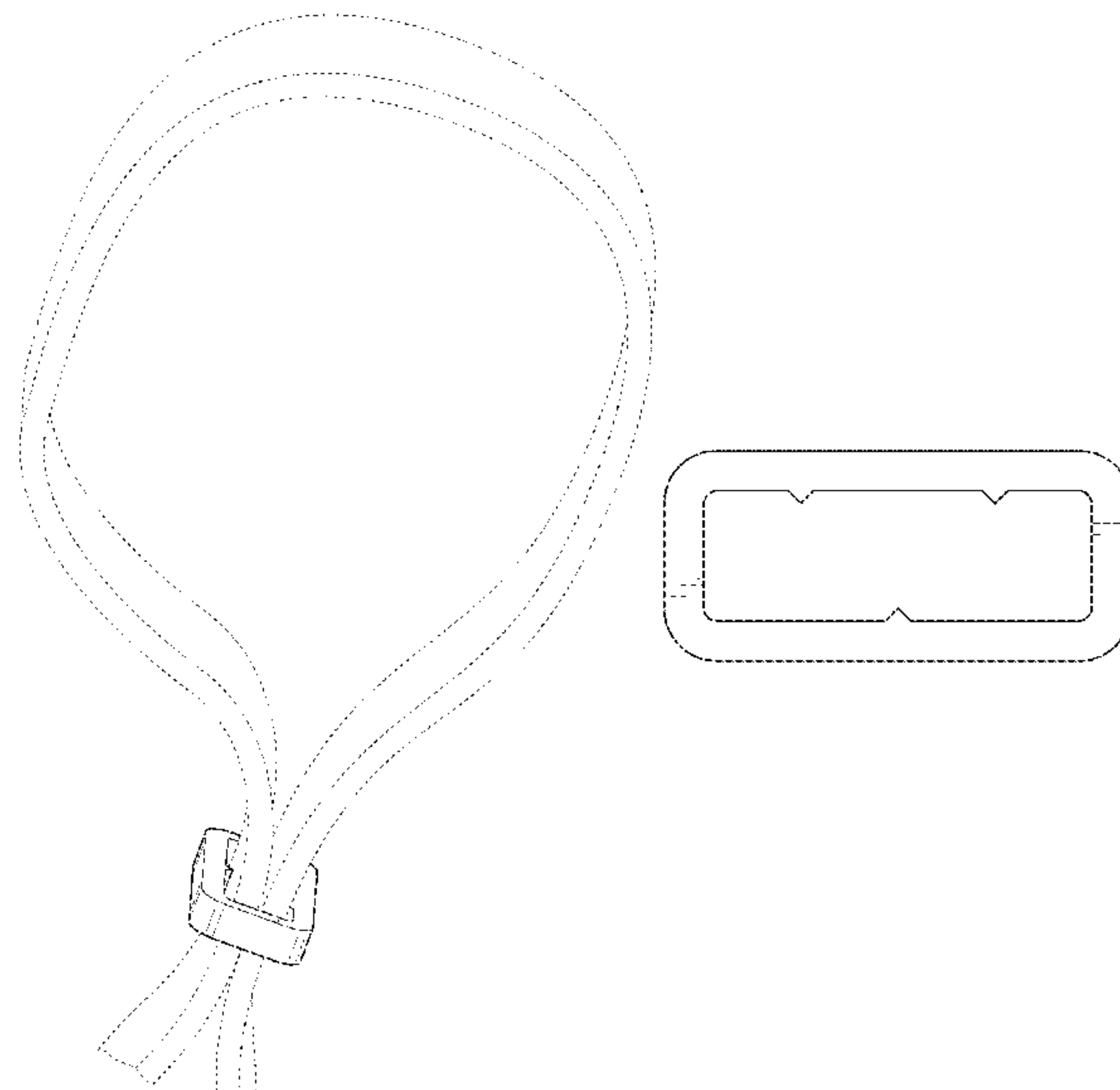
The broken lines illustrate environmental structure that forms no part of the claimed design.

**1 Claim, 2 Drawing Sheets**

(56) **References Cited**

U.S. PATENT DOCUMENTS

- 4,762,257 A \* 8/1988 Spillers ..... A62C 33/04  
224/663
- 5,259,096 A \* 11/1993 Grant ..... A44B 17/0011  
24/324
- 5,655,272 A \* 8/1997 Young ..... A44B 6/00  
24/482
- D486,093 S \* 2/2004 Tobergte ..... D11/218



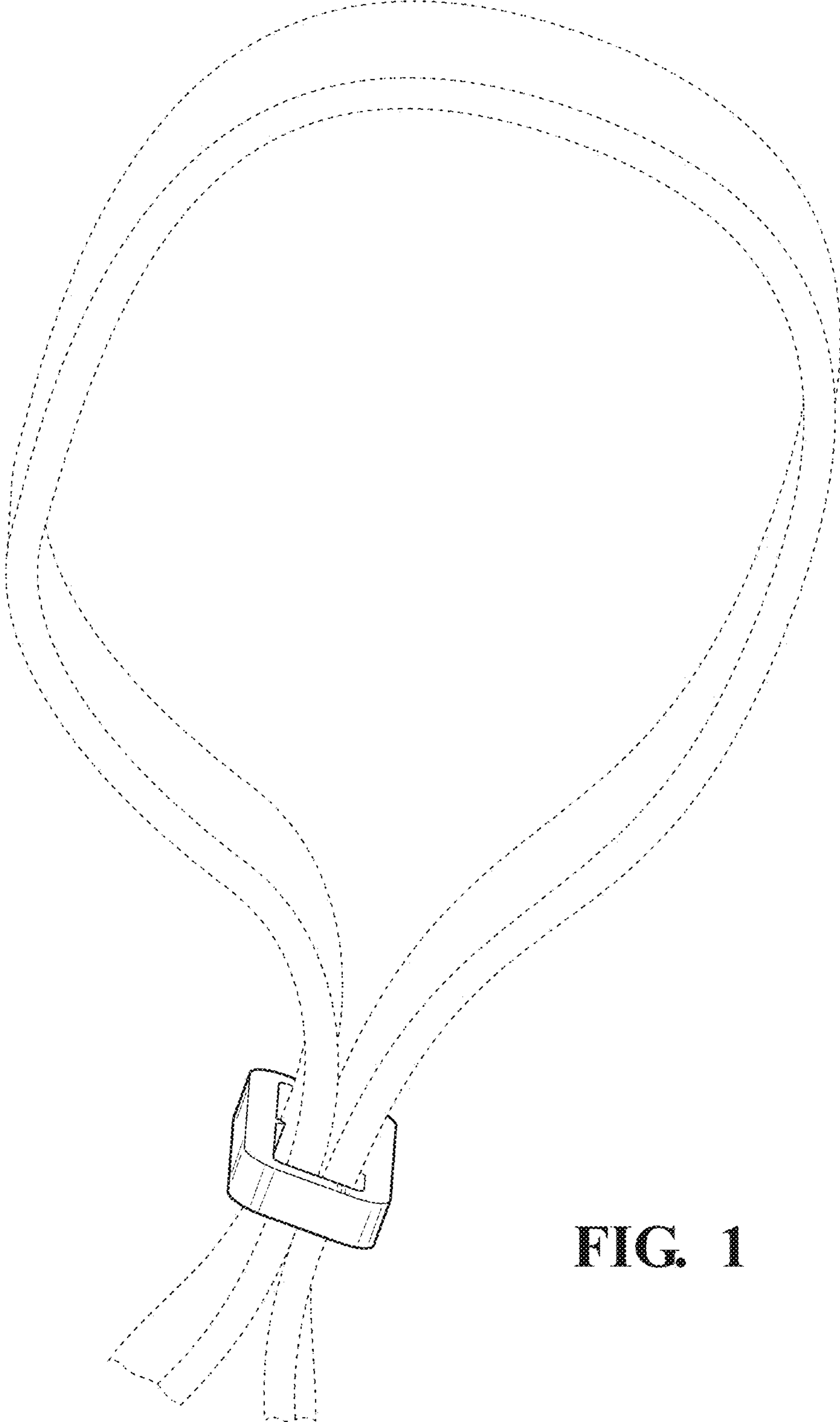
(56)

**References Cited**

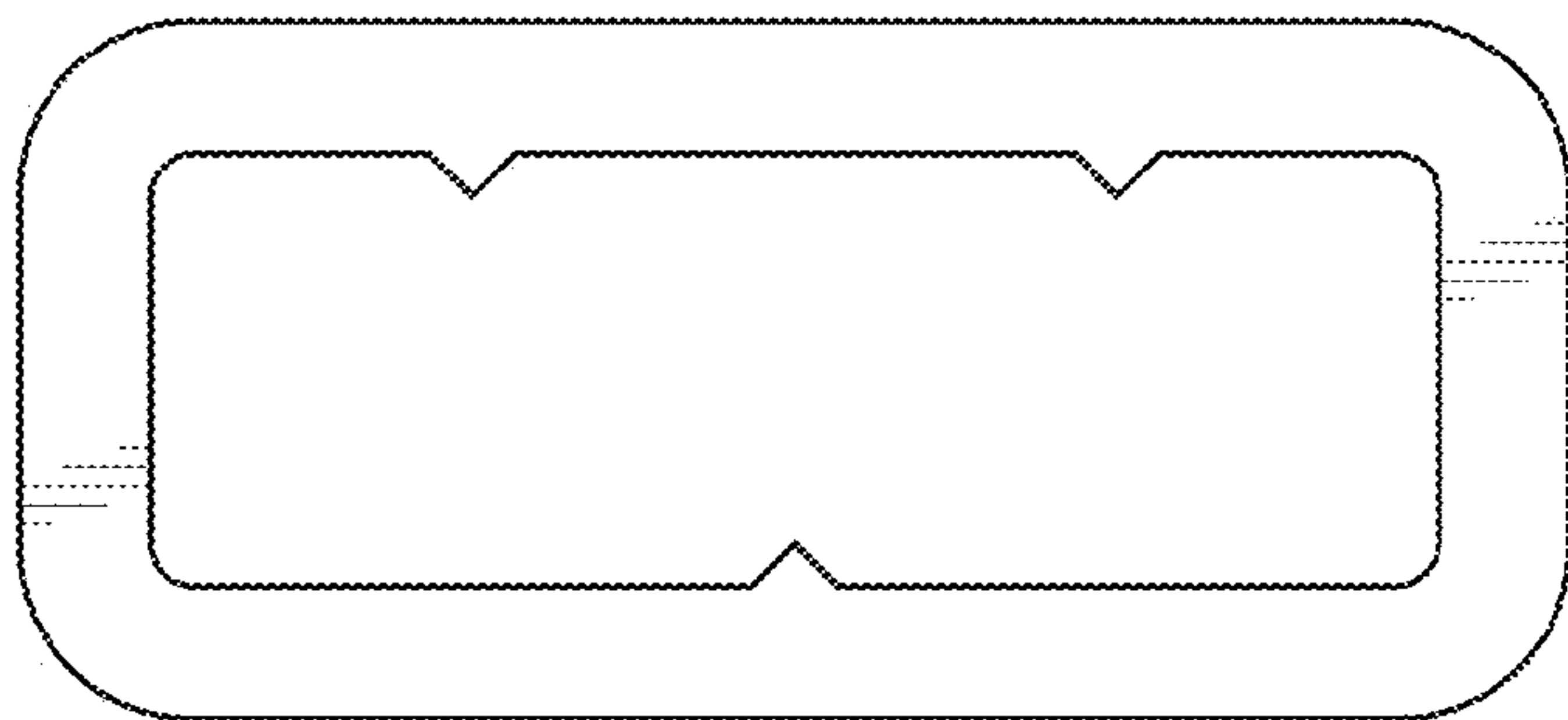
U.S. PATENT DOCUMENTS

8,295,533 B1 \* 10/2012 Schachtman ..... A45F 5/00  
381/385  
D691,651 S \* 10/2013 Kim ..... D16/242  
D723,264 S \* 3/2015 Akana ..... D3/218  
9,596,925 B2 \* 3/2017 Whitley ..... B32B 7/12  
10,070,700 B1 \* 9/2018 Chen ..... A44B 11/10  
D854,916 S \* 7/2019 Derr ..... D8/356  
D855,682 S \* 8/2019 Cunningham ..... D16/237  
D867,197 S \* 11/2019 Liberman ..... D11/3  
D899,710 S \* 10/2020 MacDonald ..... D30/153  
10,843,016 B2 \* 11/2020 Huseth ..... A62B 35/0037  
D909,052 S \* 2/2021 Akana ..... D3/218  
D935,618 S \* 11/2021 Parsons ..... D24/171  
2016/0208835 A1 \* 7/2016 Derr ..... A45F 5/00


\* cited by examiner



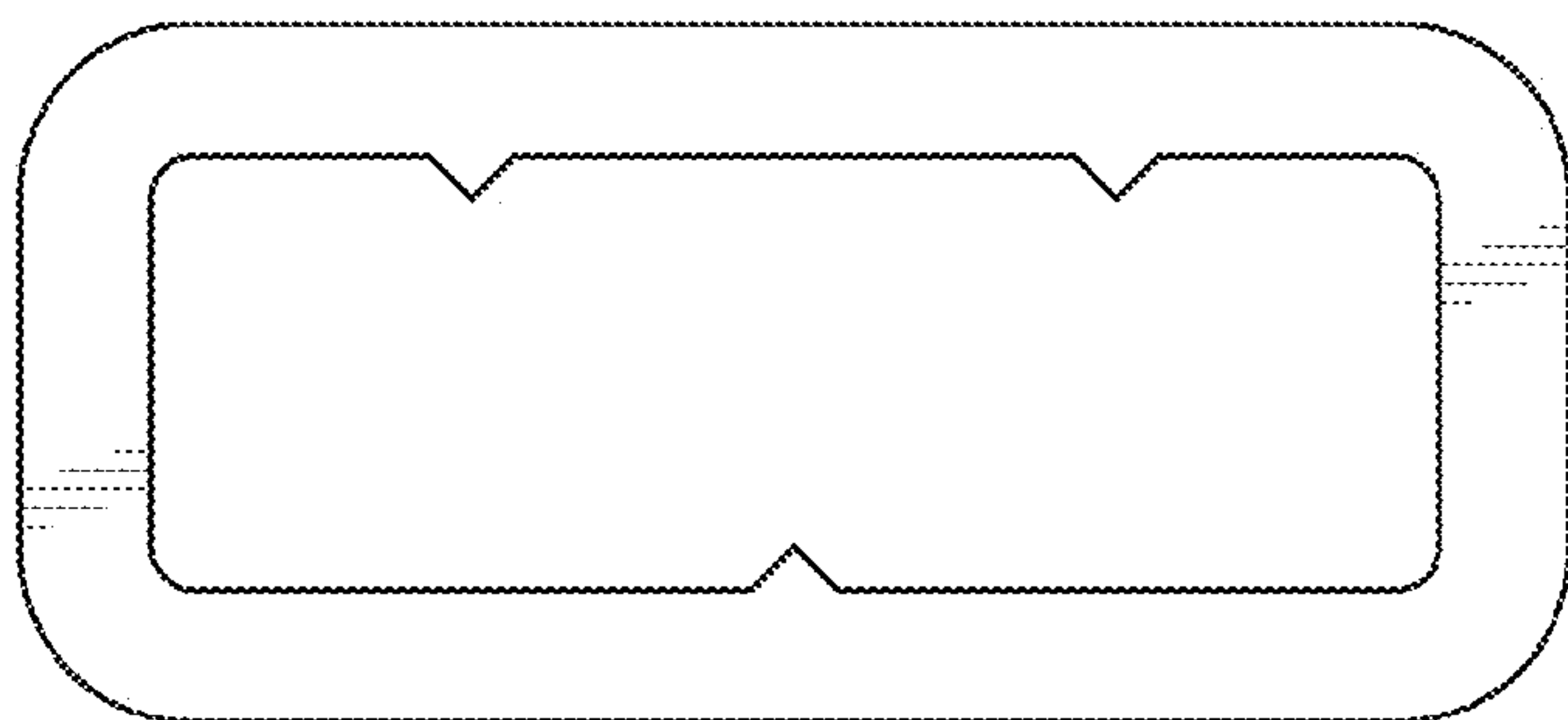
**FIG. 1**




**FIG. 2**



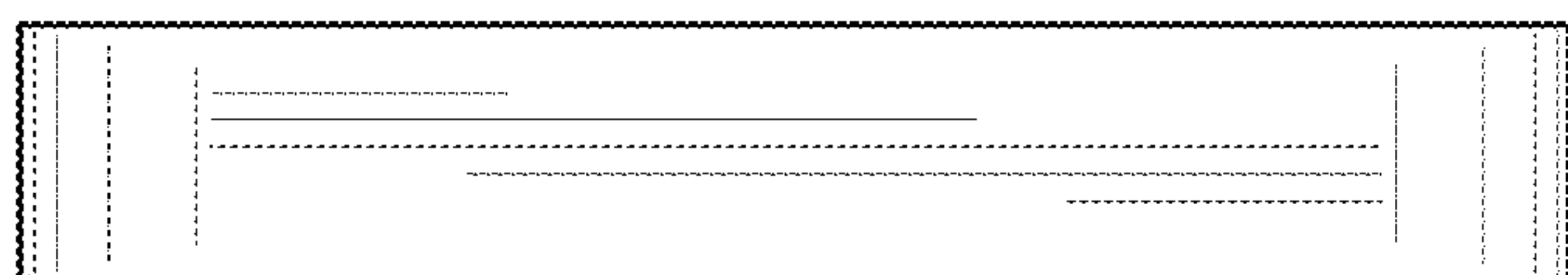
**FIG. 3**



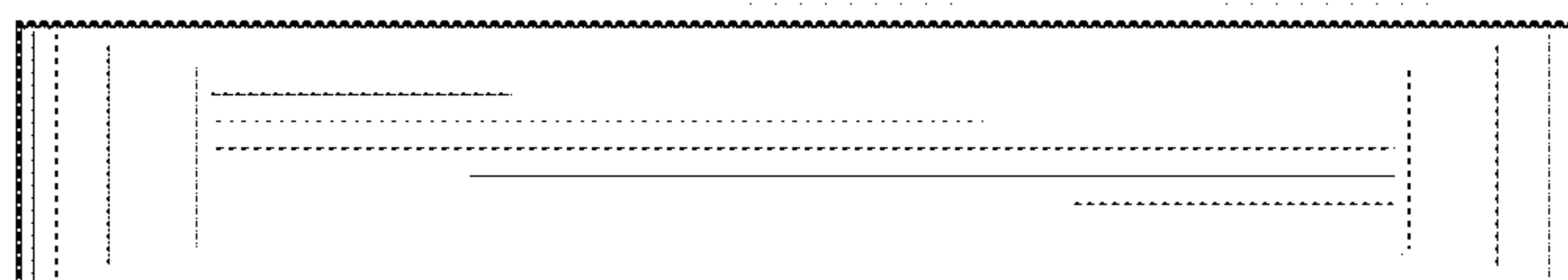
**FIG. 4**



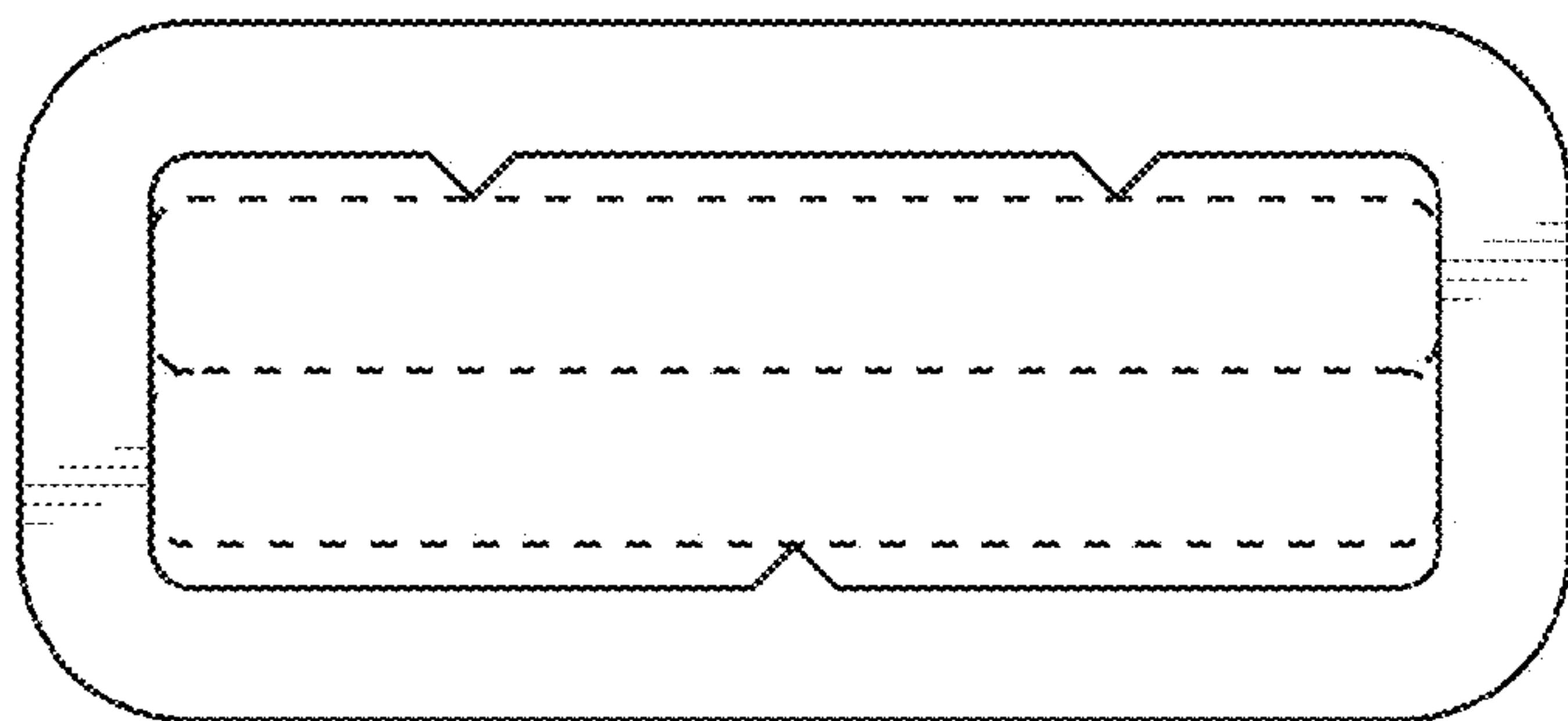
**FIG. 5**



**FIG. 6**



**FIG. 7**



**FIG. 8**