



US00D967537S

(12) **United States Design Patent** (10) **Patent No.:** **US D967,537 S**
Kong et al. (45) **Date of Patent:** **** Oct. 18, 2022**

(54) **ELECTRIC DRY SHAVER**

OTHER PUBLICATIONS

(71) Applicant: **Braun GmbH**, Kronberg (DE)

Kemei Men's Foil Shaver, www.amazon.com, reviewed as early as Dec. 2019, 1 page (Year: 2019).*

(72) Inventors: **Lingxuan Kong**, Frankfurt (DE);
Gregor Ptok, Frankfurt (DE); **Renke Joris Thye**, Westerstede (DE);
Bernhard Sikora, Kelkheim (DE);
Wolfgang Stegmann, Frankfurt (DE)

(Continued)

Primary Examiner — Jennifer Rivard
(74) *Attorney, Agent, or Firm* — Kevin C. Johnson

(73) Assignee: **Braun GMBH**, Kronberg (DE)

(57) **CLAIM**

The ornamental design for an electric dry shaver, as shown and described.

(**) Term: **15 Years**

DESCRIPTION

(21) Appl. No.: **29/719,989**

FIG. 1 is a perspective view of the first embodiment of an electric dry shaver;

(22) Filed: **Jan. 9, 2020**

FIG. 2 is a front view thereof;

(51) **LOC (13) Cl.** **28-03**

FIG. 3 is a right side view thereof;

(52) **U.S. Cl.**

FIG. 4 is a rear view thereof;

USPC **D28/51**

FIG. 5 is a left side view thereof;

(58) **Field of Classification Search**

USPC D28/49–54

FIG. 6 is a top plan view thereof;

CPC B26B 19/00–048; B26B 19/10–107; B26B

FIG. 7 is a bottom view thereof

19/28; B26B 19/205; B26B 19/38; B26B

FIG. 8 is a perspective view of the second embodiment of an electric dry shaver;

19/3806–388; B26B 19/3886

FIG. 9 is a front view thereof;

See application file for complete search history.

FIG. 10 is a right side view thereof;

(56) **References Cited**

U.S. PATENT DOCUMENTS

2,539,011 A * 1/1951 Denocenzo B26B 19/3846
30/537

FIG. 11 is a rear view thereof;

3,997,968 A * 12/1976 Czerner B26B 19/38
30/43.92

FIG. 12 is a left side view thereof;

D257,520 S 11/1980 Ullmann
4,261,101 A * 4/1981 Tietjens B26B 19/42
30/346.51

FIG. 13 is a top plan view thereof;

D270,385 S 8/1983 Ullmann

FIG. 14 is a bottom view thereof;

D279,722 S * 7/1985 Haruguchi D28/50

FIG. 15 is a perspective view of the third embodiment of an electric dry shaver;

D283,060 S * 3/1986 Camens D28/51

FIG. 16 is a front view thereof;

D286,451 S 10/1986 Ullmann

FIG. 17 is a right side view thereof;

FIG. 18 is a rear view thereof;

FIG. 19 is a left side view thereof;

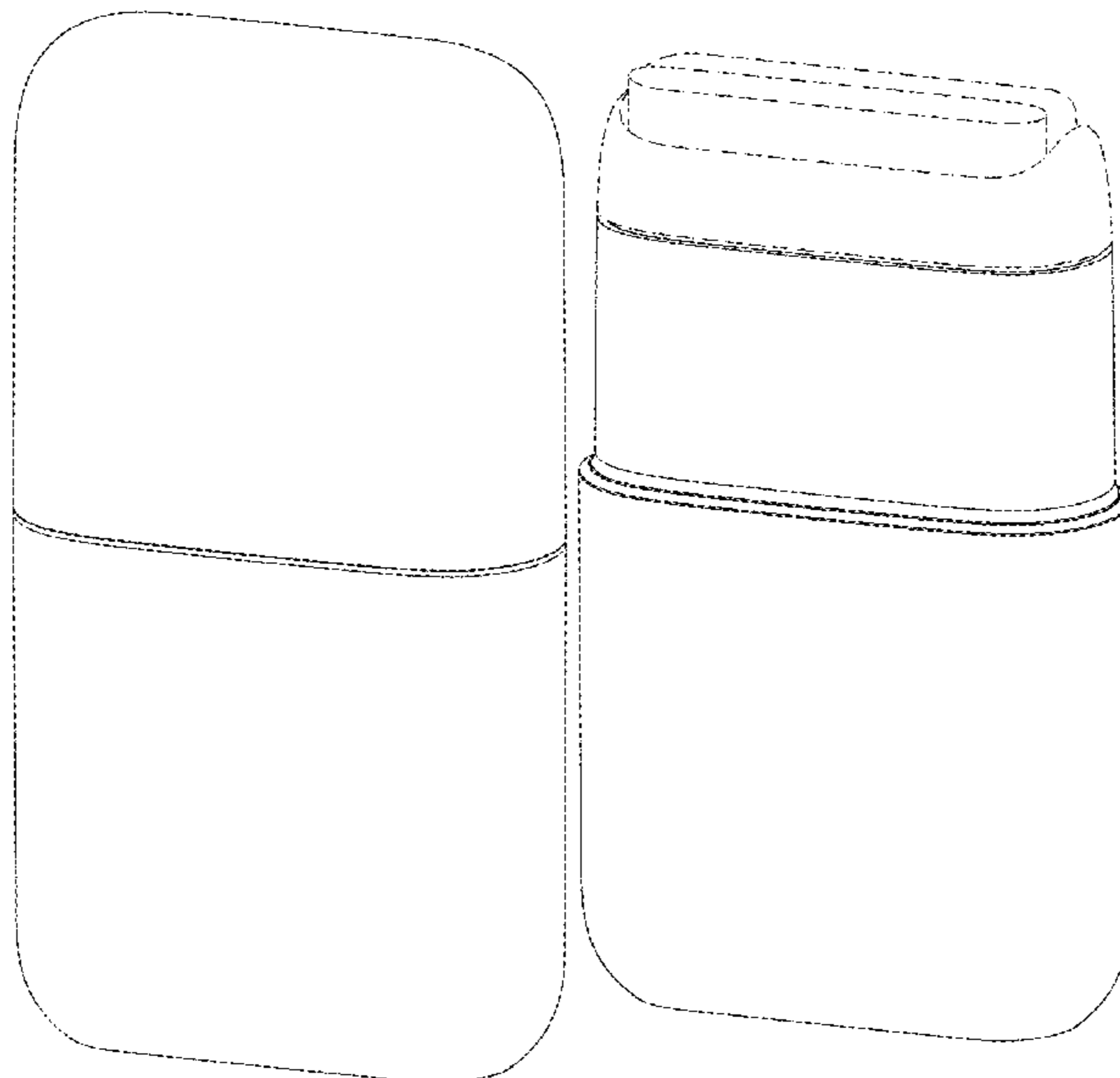
FIG. 20 is a top plan view thereof; and,

FIG. 21 is a bottom view thereof.

The broken lines illustrate portions of the electric dry shaver and form no part of the claimed design.

(Continued)

1 Claim, 21 Drawing Sheets



(56)

References Cited

U.S. PATENT DOCUMENTS

D305,160 S * 12/1989 Camens D28/51
 D326,166 S * 5/1992 Yanagida D28/49
 5,193,275 A * 3/1993 Hirokazu B26B 19/04
 30/43
 D341,907 S * 11/1993 Ullmann D28/49
 D345,822 S 4/1994 Ullmann
 D351,926 S * 10/1994 Nakashima D28/49
 D379,012 S * 4/1997 van Asten D28/51
 D391,022 S * 2/1998 Ullman D28/49
 D400,302 S * 10/1998 Ullmann D28/49
 6,098,289 A * 8/2000 Wetzel B26B 19/044
 30/43.9
 6,223,438 B1 * 5/2001 Parsonage B26B 19/10
 30/43.8
 7,065,879 B2 * 6/2006 Bader B26B 19/384
 30/346.51
 7,503,118 B2 * 3/2009 Oh B26B 19/048
 30/43.1
 D676,198 S * 2/2013 Lin D28/49
 D722,198 S * 2/2015 Wong D28/49
 D818,646 S * 5/2018 Szymanski D28/51
 10,421,202 B2 * 9/2019 Erndt B26B 19/10

D868,376 S * 11/2019 Sterzi D28/53
 10,556,354 B2 * 2/2020 Erndt B26B 19/063
 D893,102 S * 8/2020 Jiang D28/49
 D911,615 S * 2/2021 Xiao D28/53
 D914,979 S * 3/2021 Fleming D28/51
 2006/0283019 A1 * 12/2006 Oh B26B 19/048
 30/47
 2008/0256799 A1 * 10/2008 Shiba B26B 19/046
 30/43.92
 2011/0099816 A1 * 5/2011 Carlucci B26B 19/06
 30/47
 2014/0182135 A1 * 7/2014 Kappes B26B 19/288
 30/42
 2015/0314461 A1 * 11/2015 Man Wong B26B 19/06
 30/43.91

OTHER PUBLICATIONS

Gamma+ Foil Shaver, www.amazon.com, reviewed as early as Nov. 2020, 1 page (Year: 2020).*
 Babylisspro Foil Shaver, www.amazon.com, reviewed as early as Dec. 2019, 1 page (Year: 2019).*

* cited by examiner




Figure 1




Figure 2




Figure 3




Figure 4




Figure 5

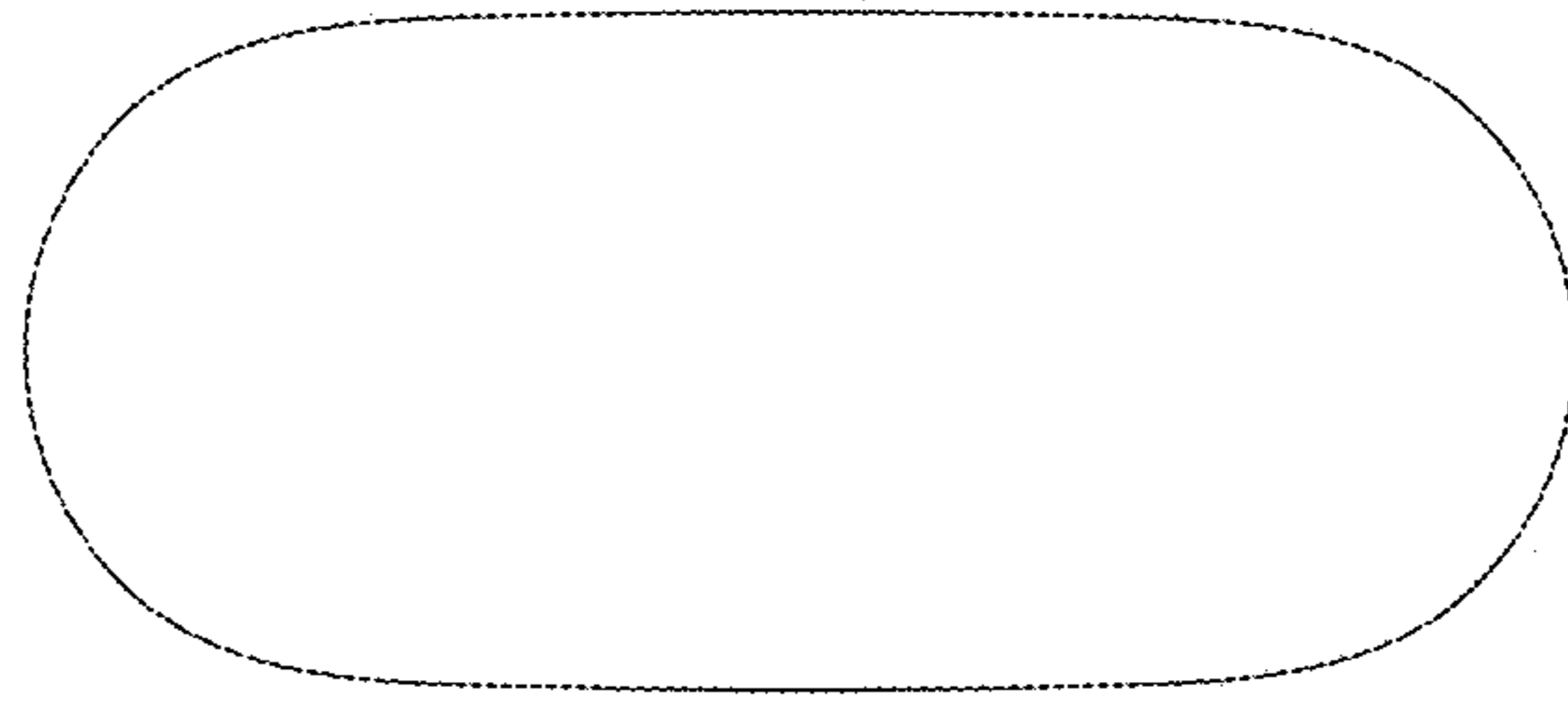


Figure 6

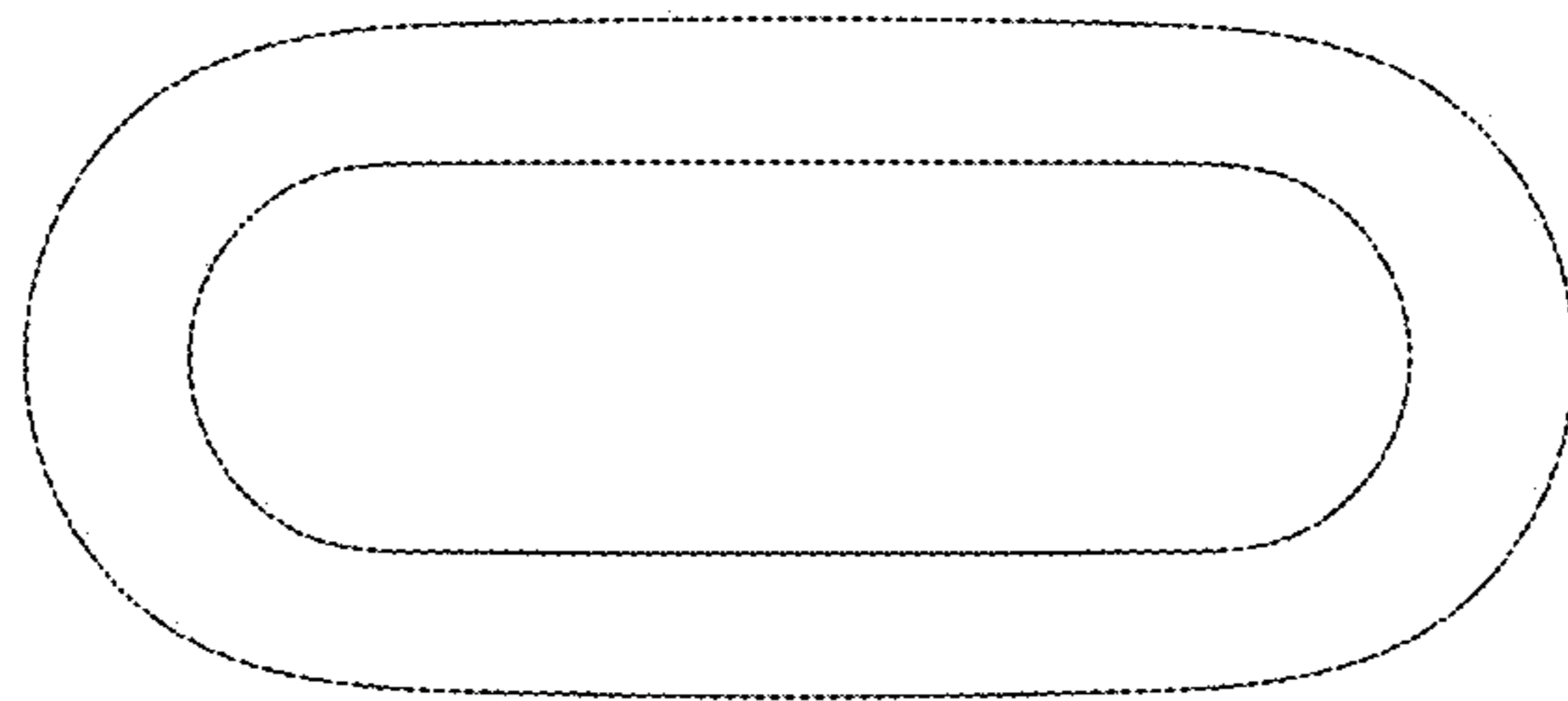


Figure 7

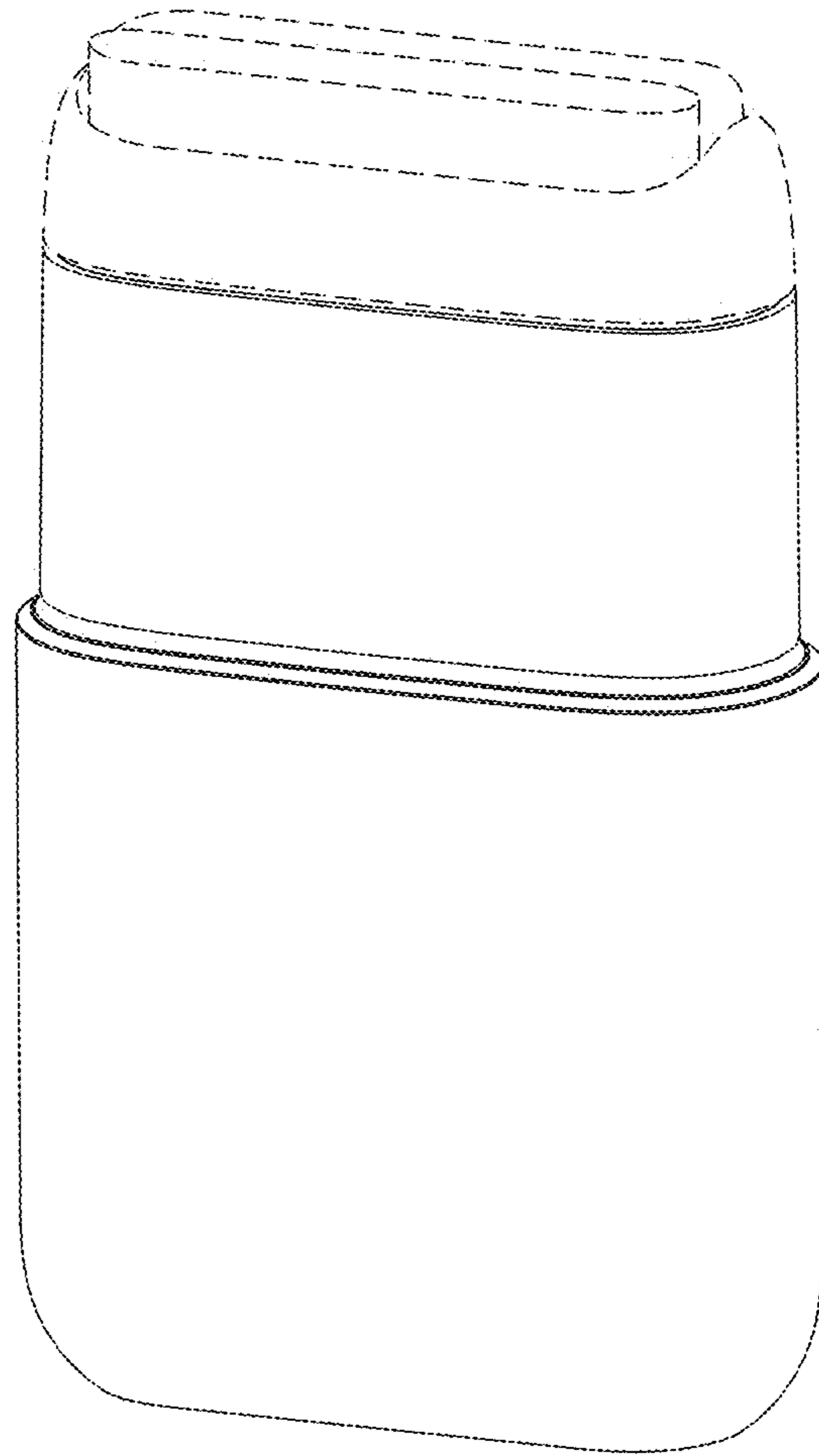


Figure 8




Figure 9

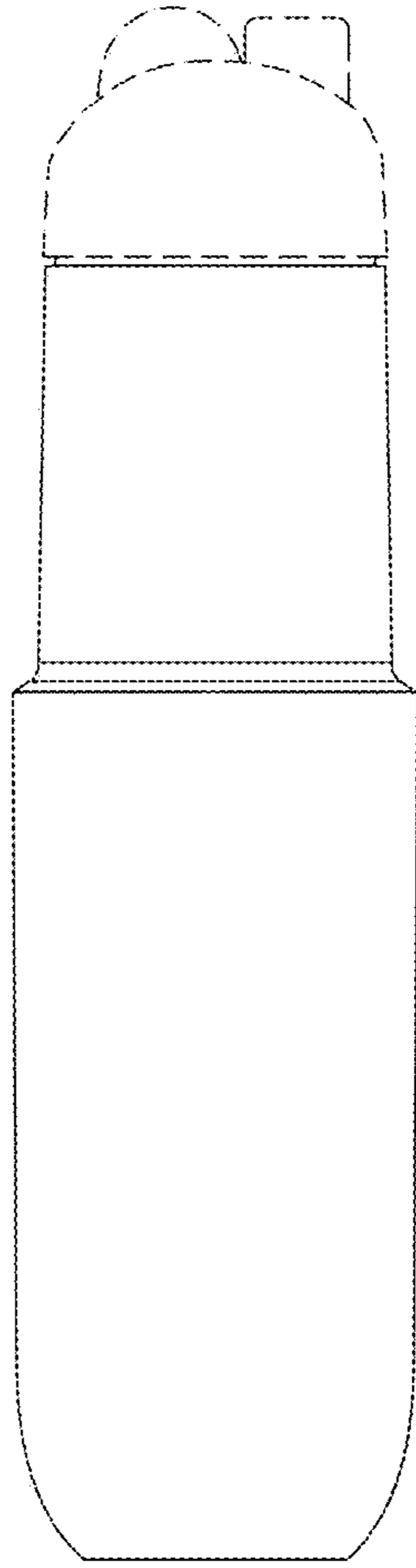


Figure 10




Figure 11




Figure 12



Figure 13

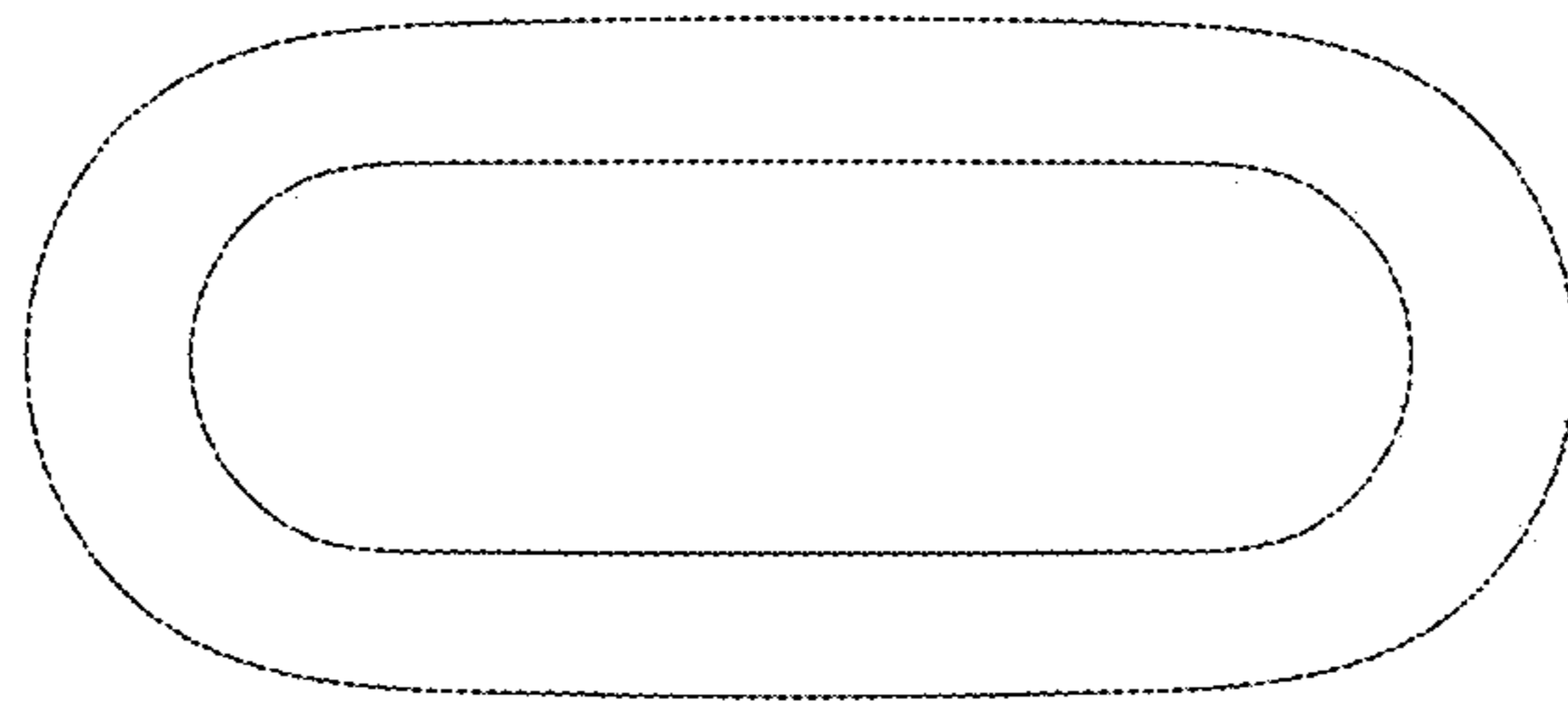


Figure 14




Figure 15



Figure 16




Figure 17



Figure 18




Figure 19




Figure 20




Figure 21