

US00D967533S

(12) **United States Design Patent** (10) **Patent No.:** **US D967,533 S**
Fyfield et al. (45) **Date of Patent:** **** Oct. 18, 2022**

(54) **RAZOR HANDLE**
(71) Applicant: **The Gillette Company LLC**, Boston, MA (US)
(72) Inventors: **Jahdiel Fyfield**, Roslindale, MA (US); **Jonathon Albert Riehle**, Brighton, MA (US)
(73) Assignee: **The Gillette Company LLC**, Boston, MA (US)

D877,414 S 3/2020 Watson et al.
D877,982 S 3/2020 Bittencourt et al.
D877,984 S 3/2020 Bittencourt et al.
D879,375 S 3/2020 Go et al.
10,583,575 B2 3/2020 Ntavos
D931,535 S 9/2021 Fyfield et al.
2008/0189964 A1 8/2008 Bozikis et al.
2013/0081291 A1 4/2013 Wain et al.
2018/0304484 A1 10/2018 Bozikis et al.
2020/0114535 A1 4/2020 Wattam et al.

(**) Term: **15 Years**

FOREIGN PATENT DOCUMENTS

DM 071097 4/2009

(21) Appl. No.: **29/804,316**

OTHER PUBLICATIONS

(22) Filed: **Aug. 19, 2021**

U.S. Appl. No. 29/700,019, filed Jul. 30, 2019, Jahdiel Fyfield et al.
All Office Actions; U.S. Appl. No. 29/700,019.

Related U.S. Application Data

(62) Division of application No. 29/700,019, filed on Jul. 30, 2019, now Pat. No. Des. 931,535.

Primary Examiner — Jennifer Rivard

(51) **LOC (13) Cl.** **28-03**

(74) *Attorney, Agent, or Firm* — Joanne N. Pappas; Kevin C. Johnson

(52) **U.S. Cl.**
USPC **D28/48**

(57) **CLAIM**

(58) **Field of Classification Search**
USPC D28/46–48
CPC B26B 21/52–528; B26B 21/22–38; B26B 21/08; B26B 21/14
See application file for complete search history.

The ornamental design for a razor handle, as shown and described.

DESCRIPTION

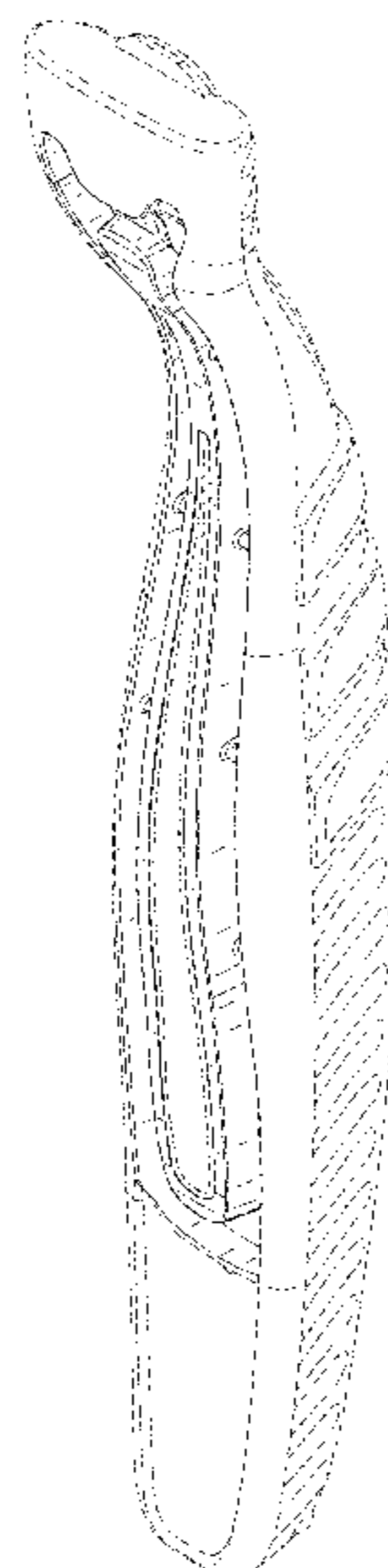
(56) **References Cited**

U.S. PATENT DOCUMENTS

D636,533 S 4/2011 Andersen et al.
D736,466 S 8/2015 Cataudella et al.
D739,604 S 9/2015 Christie et al.
D750,324 S 2/2016 Bae
D775,422 S 12/2016 Faktorovich et al.
D792,025 S 7/2017 Faktorovich et al.
D812,815 S 3/2018 Psimadas et al.
D829,993 S 10/2018 Hage et al.
D843,659 S 3/2019 Go

FIG. 1 is a front perspective view of a design of a razor handle of the present invention;
FIG. 2 is a front view thereof;
FIG. 3 is a back view thereof;
FIG. 4 is a right side view thereof;
FIG. 5 is a left side view thereof;
FIG. 6 is a top view thereof; and,
FIG. 7 is a bottom view thereof.
The evenly spaced broken lines illustrate portions of the razor handle. The dash-dot-dash broken lines illustrate the boundary of the claimed design. None of the broken lines form part of the claimed design.

1 Claim, 4 Drawing Sheets



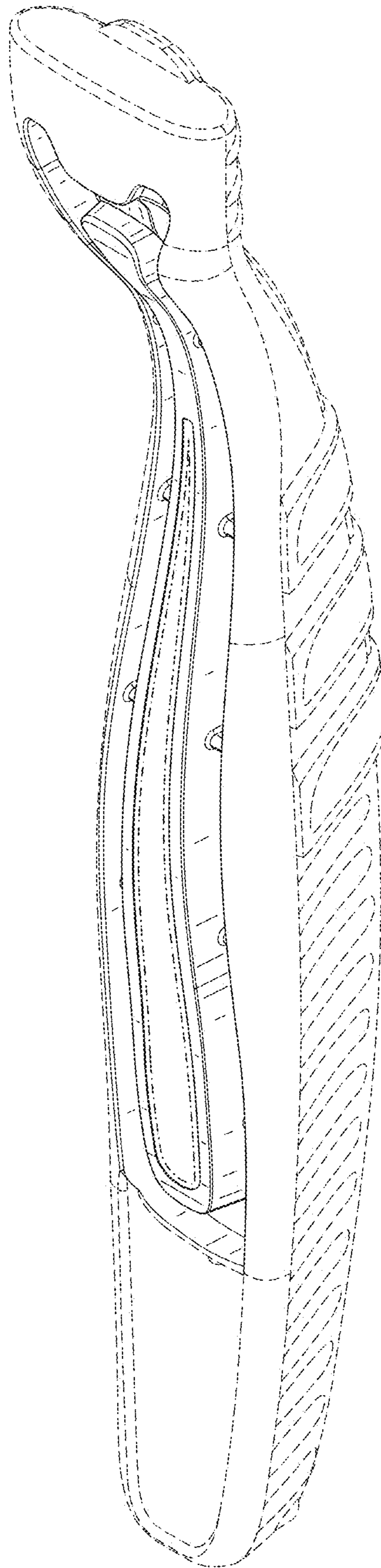


FIG. 1

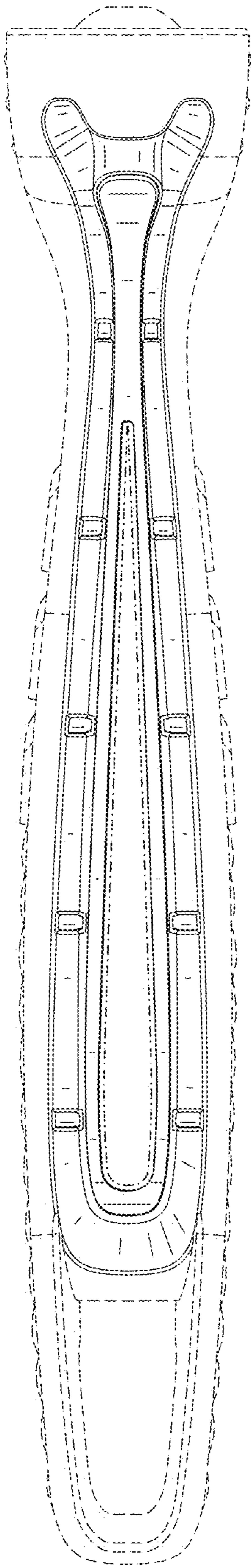


FIG. 2

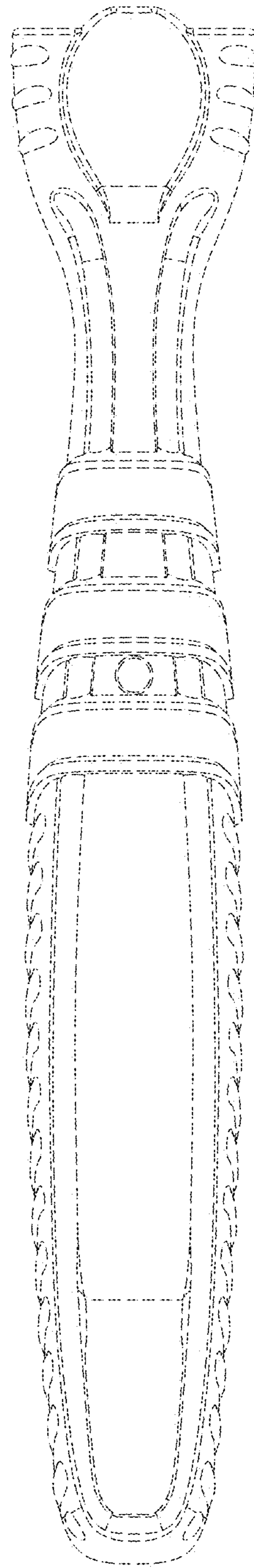


FIG. 3

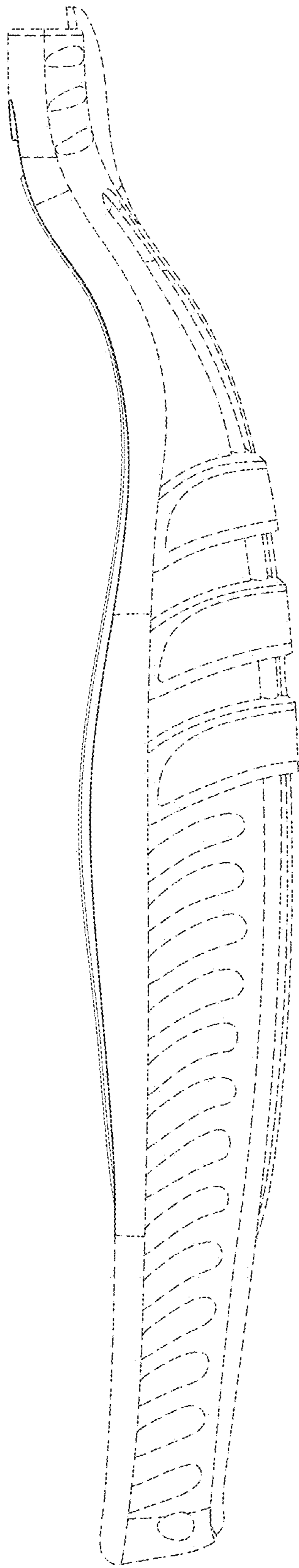


FIG. 4

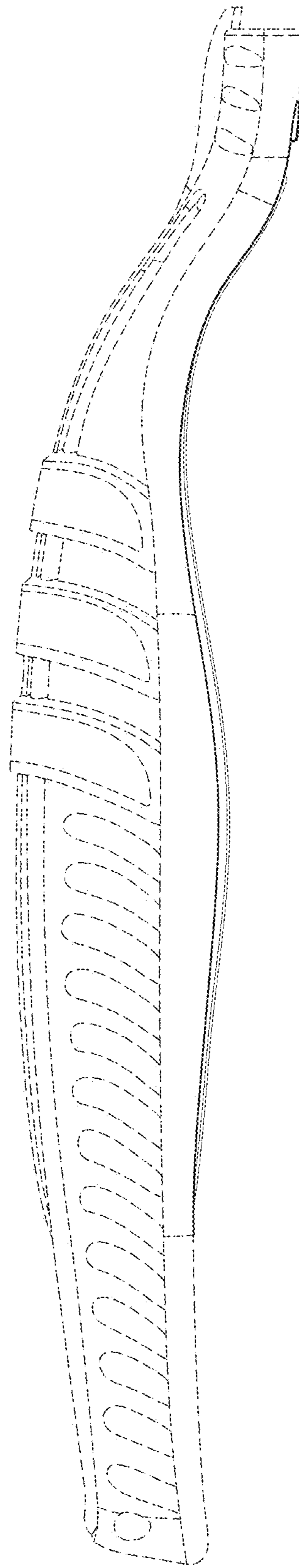


FIG. 5

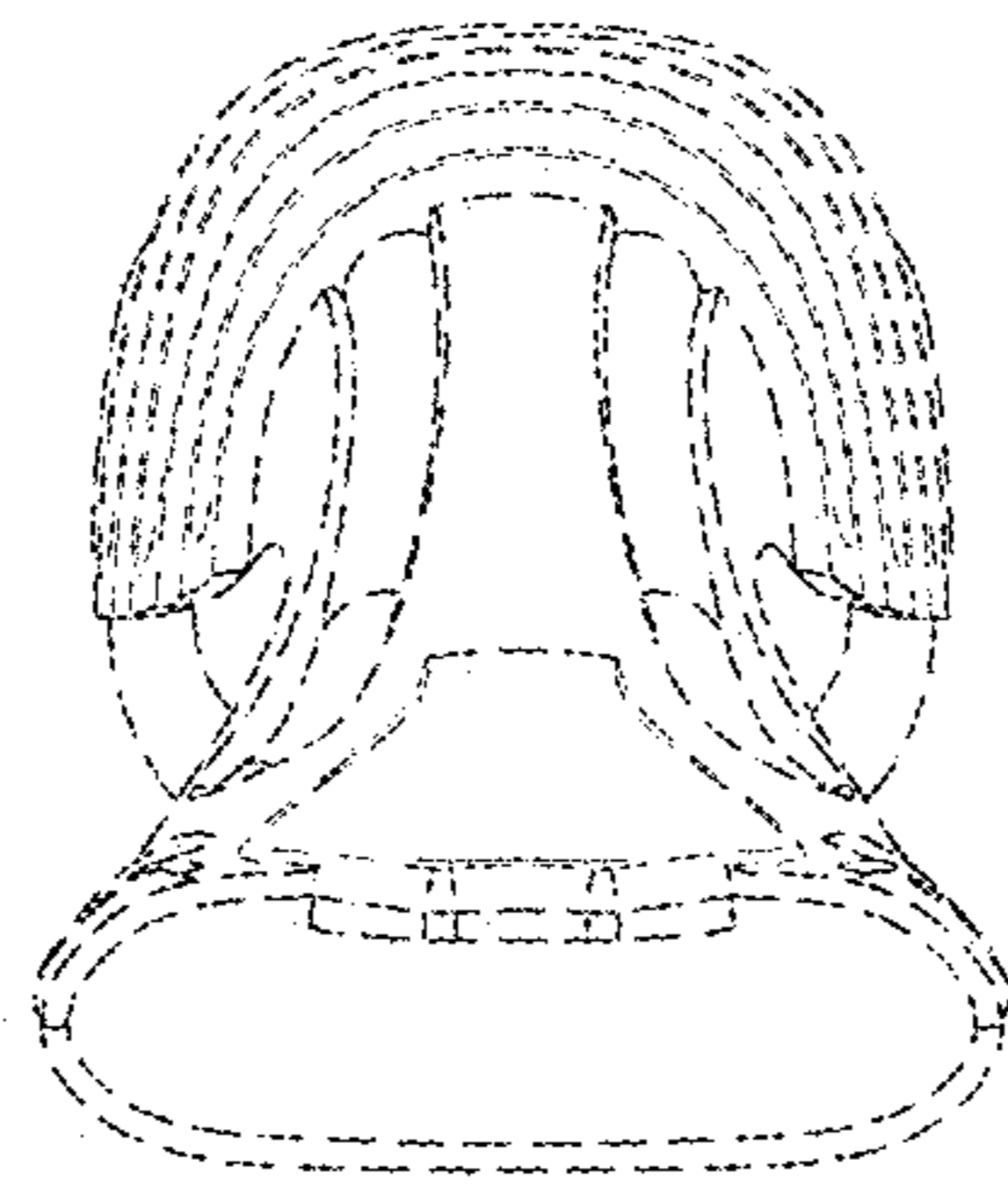


FIG. 6

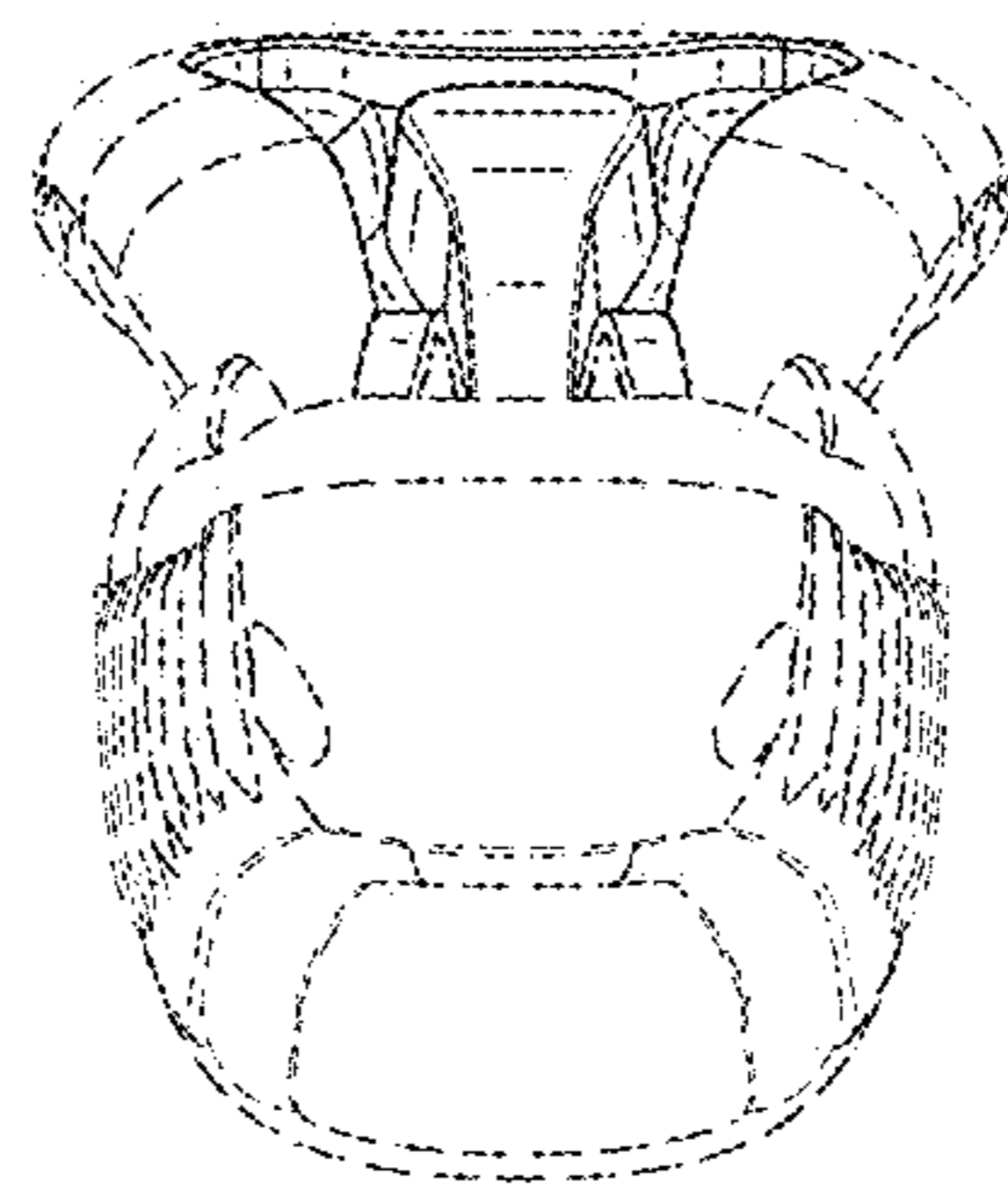


FIG. 7