

US00D967532S

(12) **United States Design Patent** (10) **Patent No.:** **US D967,532 S**  
**McGarry et al.** (45) **Date of Patent:** **\*\* Oct. 18, 2022**

(54) **SHAVING RAZOR HANDLE**  
(71) Applicant: **The Gillette Company LLC**, Boston, MA (US)  
(72) Inventors: **Rory Frederick Wellington McGarry**, Boston, MA (US); **Brian Patrick Watson**, Marshfield, MA (US); **Philipp Goeder**, Frankfurt (DE); **Oliver Felix Grabes**, Frankfurt (DE)  
(73) Assignee: **The Gillette Company LLC**, Boston, MA (US)

D656,676 S 3/2012 Cavazos  
D700,995 S 3/2014 Lee  
D700,996 S 3/2014 Lee  
D724,269 S 3/2015 Szczepanowski  
D724,270 S 3/2015 Sims  
D764,102 S 8/2016 Christie et al.  
D802,842 S 11/2017 Ngo  
D805,251 S 12/2017 Newlin  
D816,271 S 4/2018 Huang  
D821,651 S \* 6/2018 Coresh ..... D28/48  
D829,993 S 10/2018 Hage et al.  
D837,452 S 1/2019 Goeder  
D842,542 S \* 3/2019 Ramm ..... D28/48  
D842,543 S \* 3/2019 Ramm ..... D28/48

(Continued)

(\*\*) Term: **15 Years**

(21) Appl. No.: **29/770,339**  
(22) Filed: **Feb. 11, 2021**

**Related U.S. Application Data**

(62) Division of application No. 29/692,999, filed on May 30, 2019, now Pat. No. Des. 921,294.  
(51) **LOC (13) Cl.** ..... **28-03**  
(52) **U.S. Cl.**  
USPC ..... **D28/48**  
(58) **Field of Classification Search**  
USPC ..... D28/46-48  
CPC ..... B26B 21/52-528; B26B 21/22-38; B26B 21/08; B26B 21/14  
See application file for complete search history.

(56) **References Cited**

**U.S. PATENT DOCUMENTS**

D254,692 S 4/1980 Del  
6,792,682 B2 9/2004 Folio  
D615,708 S \* 5/2010 Lukan ..... D28/48  
7,913,393 B2 \* 3/2011 Royle ..... B26B 21/40  
83/698.21  
D636,531 S 4/2011 Wilson  
D652,991 S 1/2012 Cavazos

**OTHER PUBLICATIONS**

All Office Actions, U.S. Appl. No. 29/692,999.  
All Office Actions, U.S. Appl. No. 29/693,000.

*Primary Examiner* — Jennifer Rivard  
(74) *Attorney, Agent, or Firm* — John M. Lipchitz

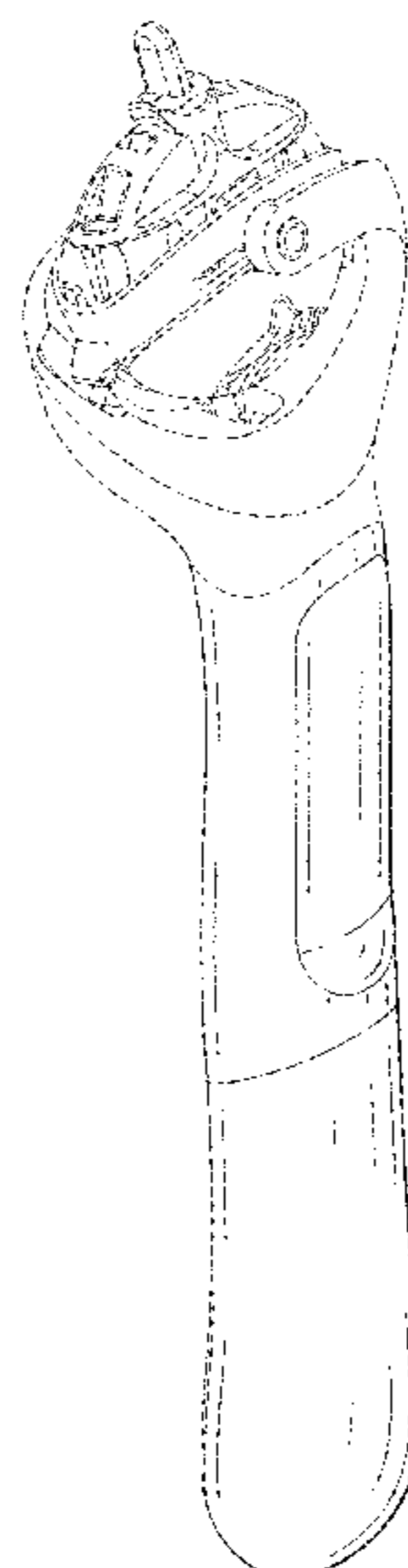
(57) **CLAIM**

The ornamental design for a shaving razor handle, as shown and described.

**DESCRIPTION**

FIG. 1 is a top perspective view of a design of a shaving razor handle showing our new design;  
FIG. 2 is a top view thereof;  
FIG. 3 is a bottom view thereof;  
FIG. 4 is a left side view thereof;  
FIG. 5 is a right side view thereof;  
FIG. 6 is a front view thereof;  
FIG. 7 is a rear view thereof; and,  
FIG. 8 is a bottom perspective view thereof.  
The dash broken lines that connect the outer solid lines of the handle illustrate the bounds of the claim and form no part of the claimed design.

**1 Claim, 5 Drawing Sheets**



(56)

**References Cited**

## U.S. PATENT DOCUMENTS

D842,544	S	3/2019	Ramm	
D857,991	S	8/2019	Atlason et al.	
D864,482	S *	10/2019	Goeder .....	D28/48
D880,063	S	3/2020	Ramm	
D887,082	S	6/2020	Zaremba	
D898,285	S *	10/2020	Goeder .....	D28/48
D899,689	S *	10/2020	Kong .....	D28/48
D910,917	S *	2/2021	Ramm .....	D28/48
D911,607	S *	2/2021	McGarry .....	D28/48
D928,404	S *	8/2021	Chae .....	D28/47
D929,040	S *	8/2021	Shin .....	D28/48
D929,041	S *	8/2021	Kim .....	D28/48
D942,078	S *	1/2022	Kong .....	D28/48
D945,065	S *	3/2022	Go .....	D28/48
D945,066	S *	3/2022	Shin .....	D28/48
D945,067	S *	3/2022	Kong .....	D28/48
D945,068	S *	3/2022	Lee .....	D28/48
D945,069	S *	3/2022	Shin .....	D28/48
2010/0313425	A1	12/2010	Hawes	
2013/0291390	A1	11/2013	Gajria et al.	
2017/0112002	A1	4/2017	Behrendt	
2017/0264036	A1	9/2017	Broemse	
2019/0193293	A1	6/2019	Peach	

\* cited by examiner

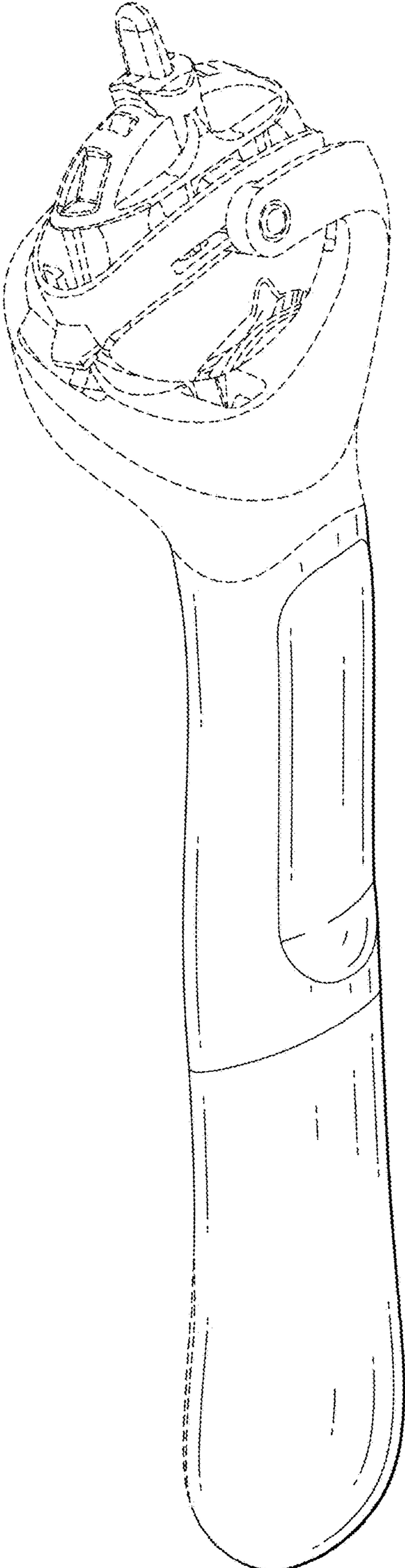


FIG. 1

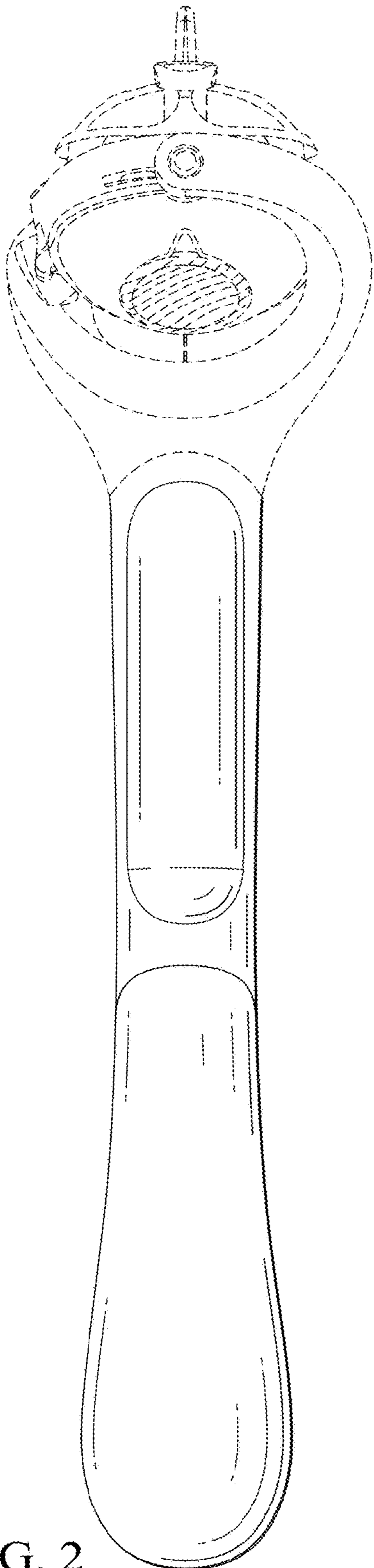


FIG. 2

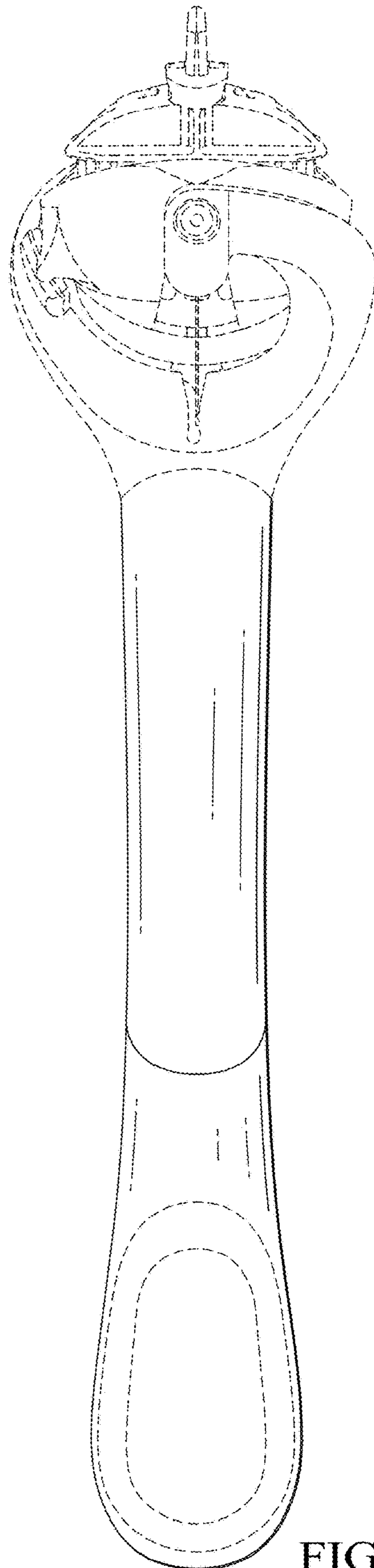


FIG. 3

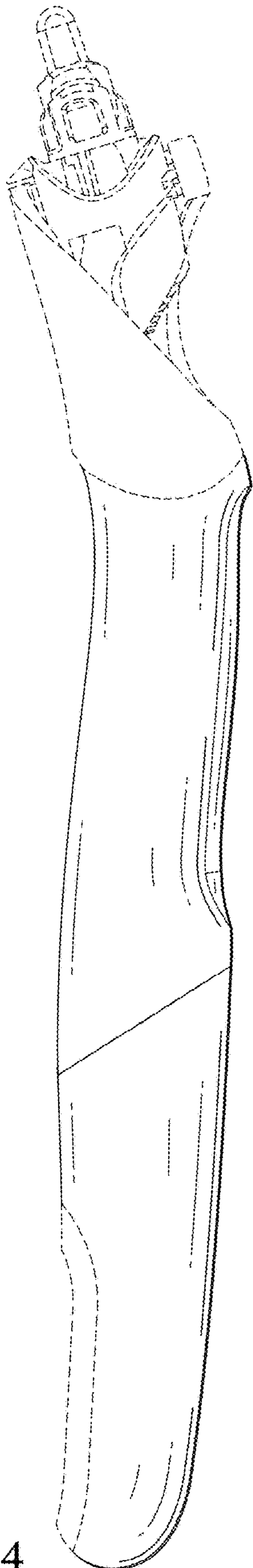


FIG. 4

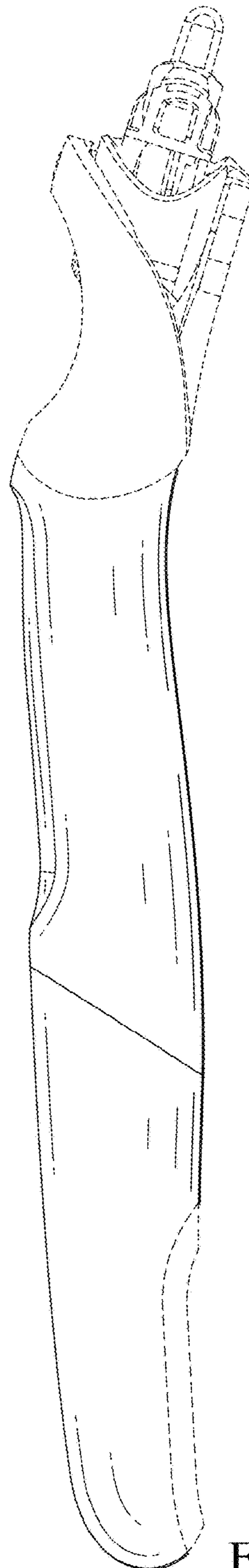


FIG. 5

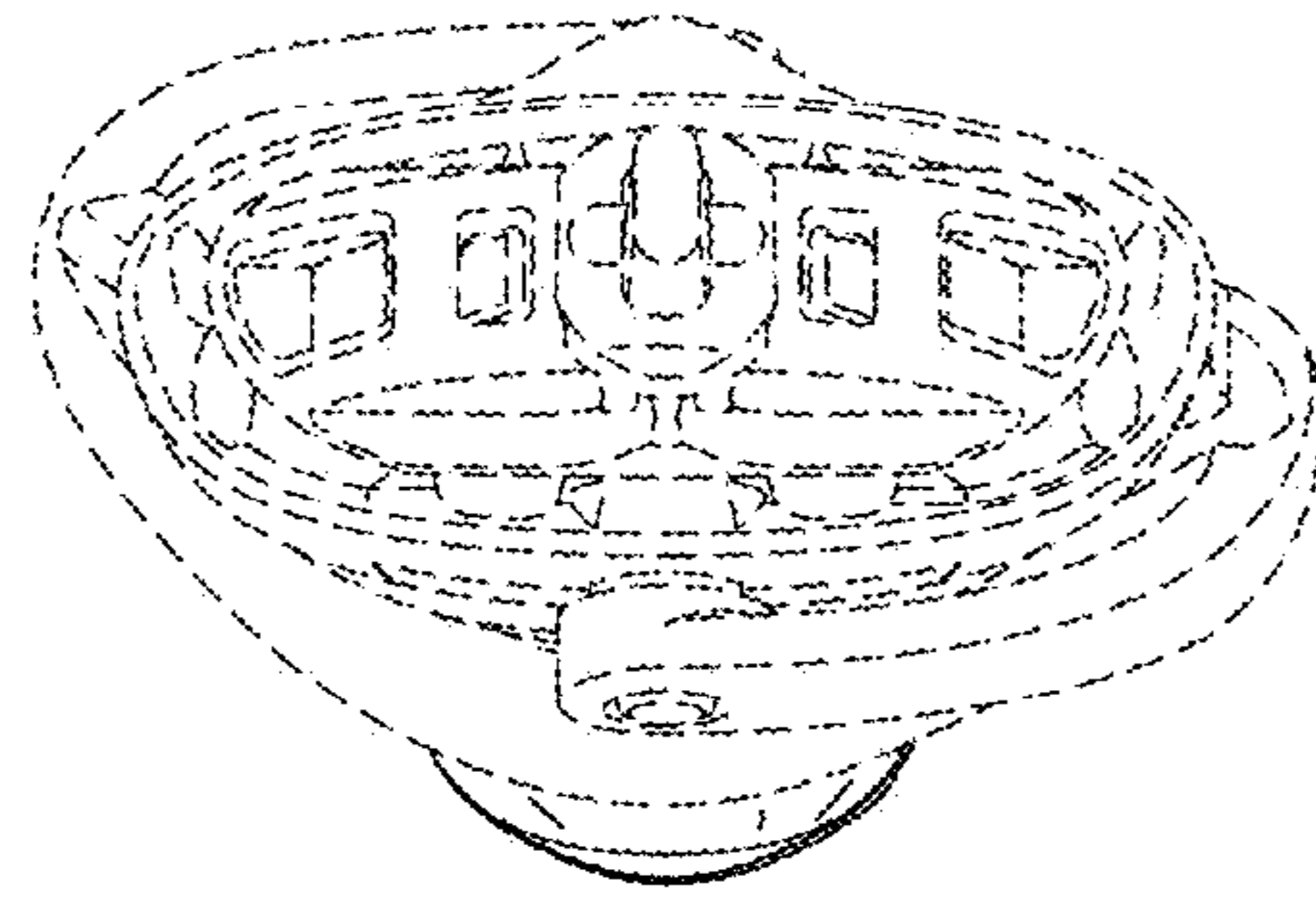


FIG. 6

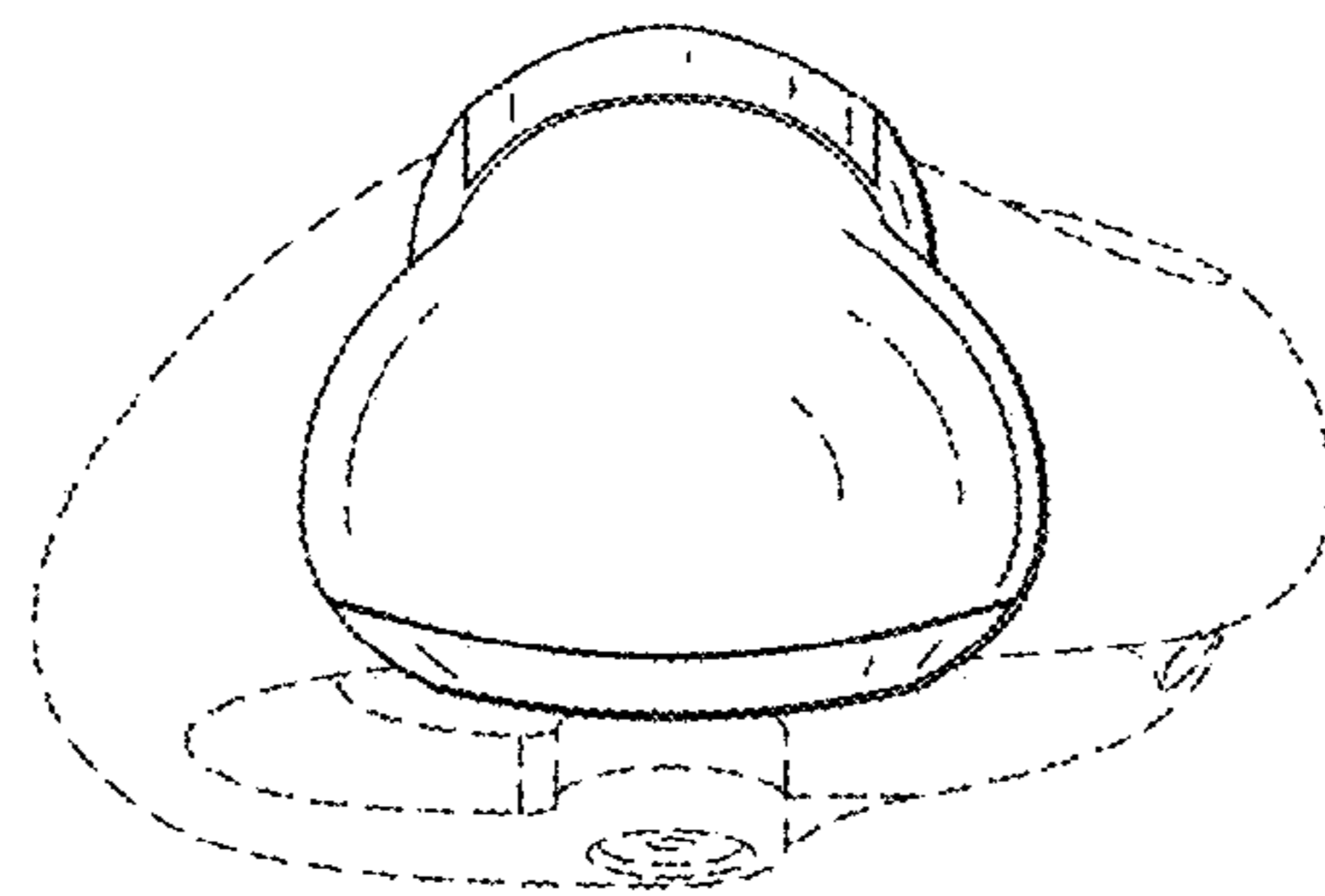


FIG. 7

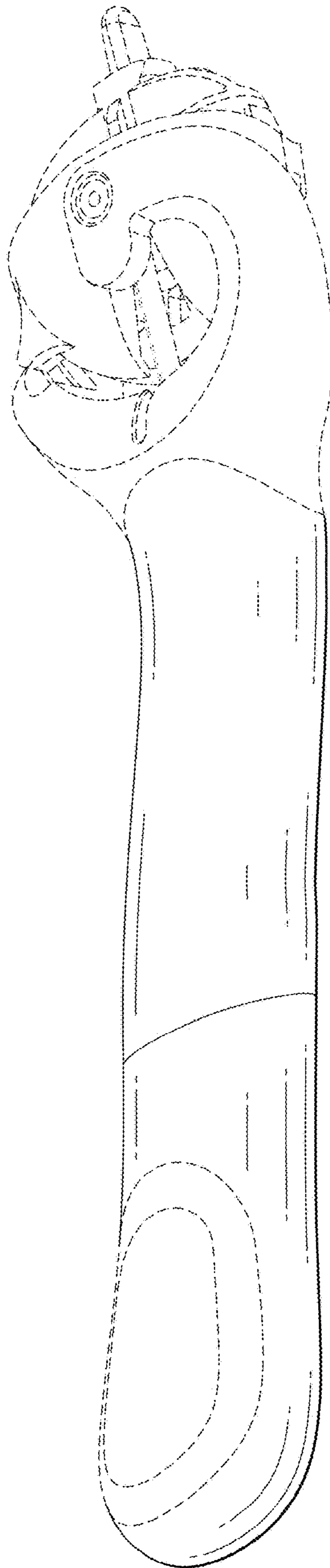


FIG. 8