

US00D967531S

(12) **United States Design Patent** (10) **Patent No.:** **US D967,531 S**
McGarry et al. (45) **Date of Patent:** **** Oct. 18, 2022**

(54) **SHAVING RAZOR HANDLE**
(71) Applicant: **The Gillette Company LLC**, Boston, MA (US)
(72) Inventors: **Rory Frederick Wellington McGarry**, Boston, MA (US); **Brian Patrick Watson**, Marshfield, MA (US); **Philipp Goeder**, Frankfurt (DE); **Oliver Felix Grabes**, Frankfurt (DE)
(73) Assignee: **The Gillette Company LLC**, Boston, MA (US)
(**) Term: **15 Years**
(21) Appl. No.: **29/767,514**
(22) Filed: **Jan. 22, 2021**

D656,676 S 3/2012 Cavazos
D700,995 S 3/2014 Lee
D700,996 S 3/2014 Lee
D724,269 S 3/2015 Szczepanowski
D724,270 S 3/2015 Sims
D764,102 S 8/2016 Christie et al.
D802,842 S 11/2017 Ngo
D805,251 S 12/2017 Newlin
D816,271 S 4/2018 Huang
D821,651 S * 6/2018 Coresh D28/48
D829,993 S 10/2018 Hage et al.
(Continued)

Related U.S. Application Data

(62) Division of application No. 29/693,000, filed on May 30, 2019, now Pat. No. Des. 911,607.
(51) **LOC (13) Cl.** **28-03**
(52) **U.S. Cl.**
USPC **D28/48**
(58) **Field of Classification Search**
USPC D28/46-48
CPC B26B 21/52-528; B26B 21/22-38; B26B 21/08; B26B 21/14
See application file for complete search history.

References Cited

U.S. PATENT DOCUMENTS

D254,692 S 4/1980 Del
6,792,682 B2 9/2004 Folio
D615,708 S * 5/2010 Lukan D28/48
7,913,393 B2 * 3/2011 Royle B26B 21/40
83/698.21
D636,531 S 4/2011 Wiison
D652,991 S 1/2012 Cavazos

OTHER PUBLICATIONS

All Office Actions, U.S. Appl. No. 29/692,999.
All Office Actions, U.S. Appl. No. 29/693,000.
All Office Actions; U.S. Appl. No. 29/770,339.

Primary Examiner — Jennifer Rivard
(74) *Attorney, Agent, or Firm* — John M. Lipchitz

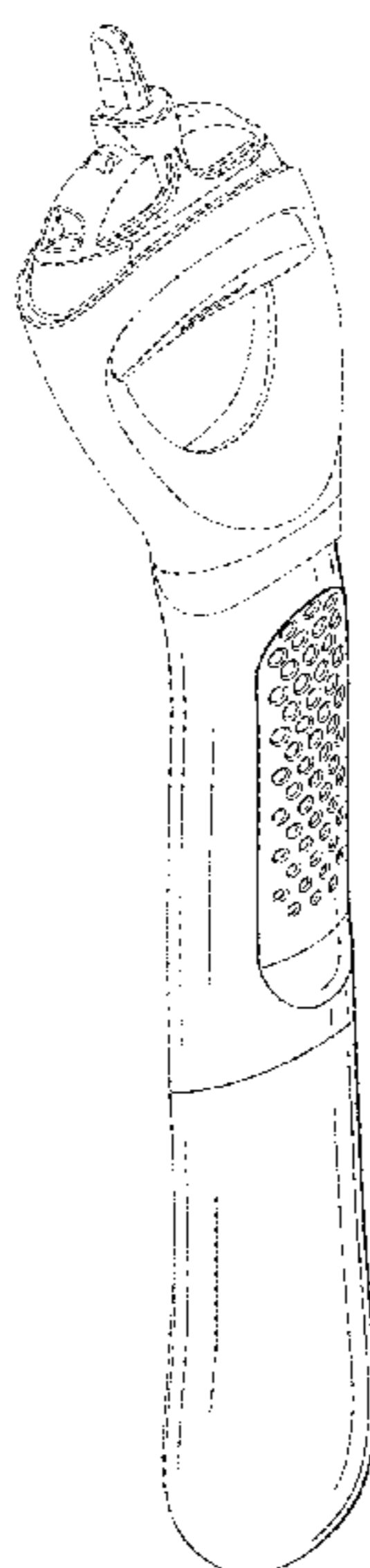
(57) **CLAIM**

The ornamental design for a shaving razor handle, as shown and described.

DESCRIPTION

FIG. 1 is a first perspective view of a design of a shaving razor handle showing our new design;
FIG. 2 is a top view thereof;
FIG. 3 is a bottom view thereof;
FIG. 4 is a left side view thereof;
FIG. 5 is a right side view thereof;
FIG. 6 is a front view thereof;
FIG. 7 is a rear view thereof; and,
FIG. 8 is a second perspective view thereof.
The broken lines connecting the solid lines along the upper portion of the shaving razor handle represent the bounds of the claim. The remaining broken lines illustrate portions of the shaving razor handle. The broken lines form no part of the claimed design.

1 Claim, 5 Drawing Sheets



(56)

References Cited

U.S. PATENT DOCUMENTS

D837,452	S	1/2019	Goeder	
D842,542	S *	3/2019	Ramm	D28/48
D842,543	S *	3/2019	Ramm	D28/48
D842,544	S	3/2019	Ramm	
D857,991	S	8/2019	Atlason et al.	
D864,482	S *	10/2019	Goeder	D28/48
D880,063	S	3/2020	Ramm	
D887,082	S	6/2020	Zaremba	
D898,285	S *	10/2020	Goeder	D28/48
D899,689	S *	10/2020	Kong	D28/48
D910,917	S *	2/2021	Ramm	D28/48
D911,607	S *	2/2021	McGarry	D28/48
D921,294	S	6/2021	McGarry et al.	
D928,404	S *	8/2021	Chae	D28/47
D929,040	S *	8/2021	Shin	D28/48
D929,041	S *	8/2021	Kim	D28/48
D942,078	S *	1/2022	Kong	D28/48
D945,065	S *	3/2022	Go	D28/48
D945,066	S *	3/2022	Shin	D28/48
D945,067	S *	3/2022	Kong	D28/48
D945,068	S *	3/2022	Lee	D28/48
D945,069	S *	3/2022	Shin	D28/48
2010/0313425	A1	12/2010	Hawes	
2013/0291390	A1	11/2013	Gajria et al.	
2017/0112002	A1	4/2017	Behrendt	
2017/0264036	A1	9/2017	Broemse	
2019/0193293	A1	6/2019	Peach	

* cited by examiner

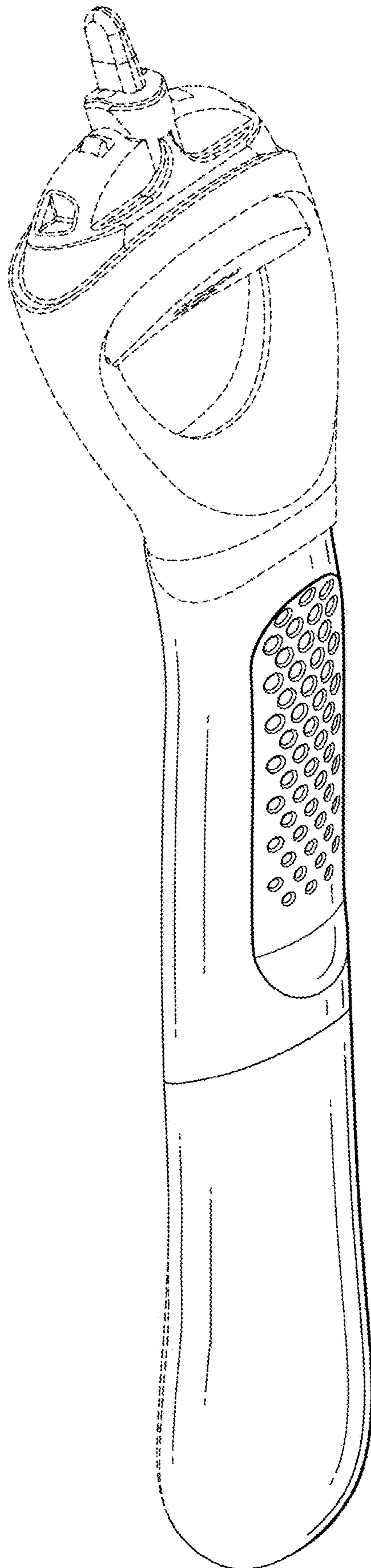


FIG. 1

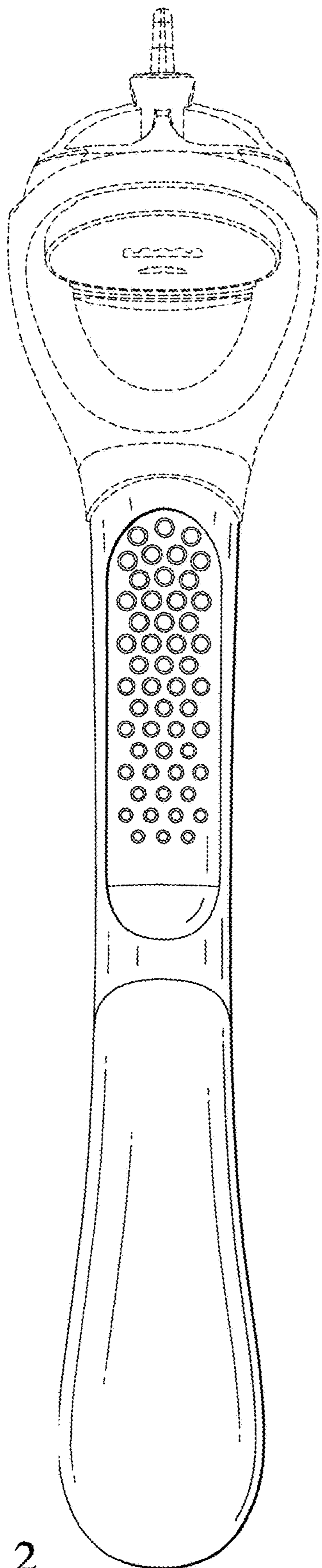


FIG. 2

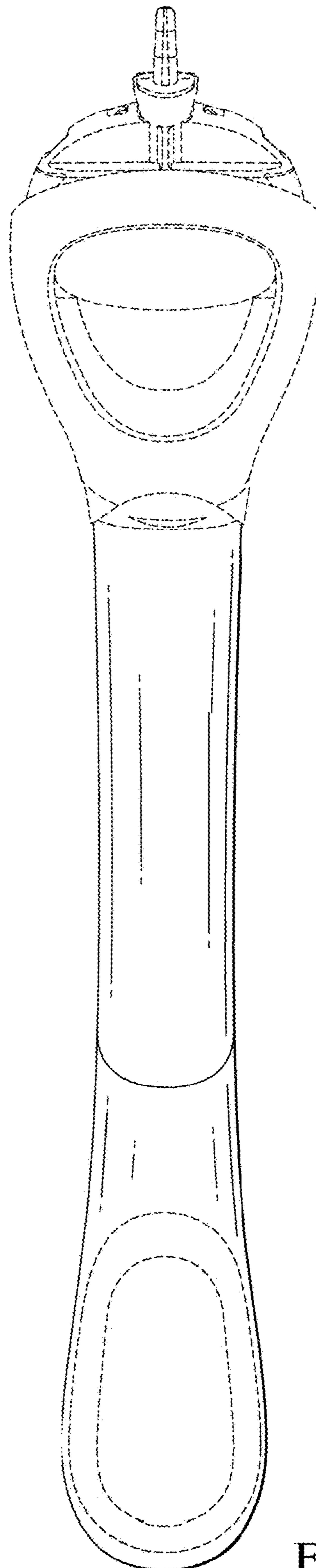


FIG. 3

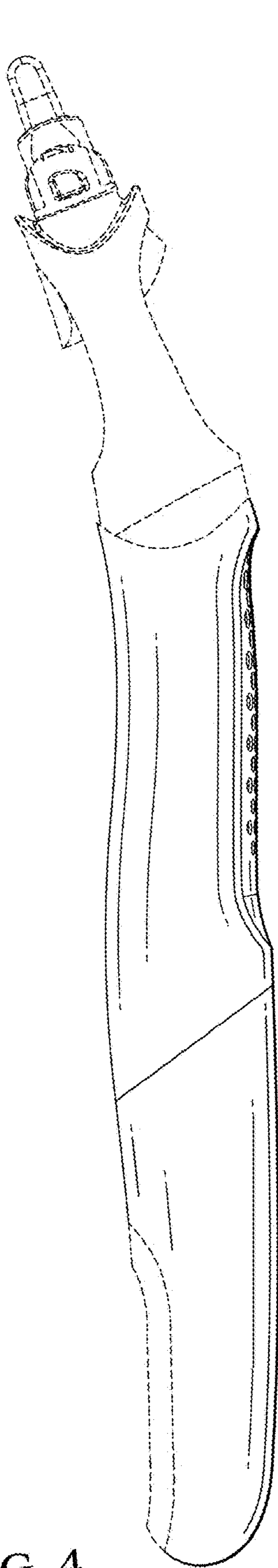


FIG. 4

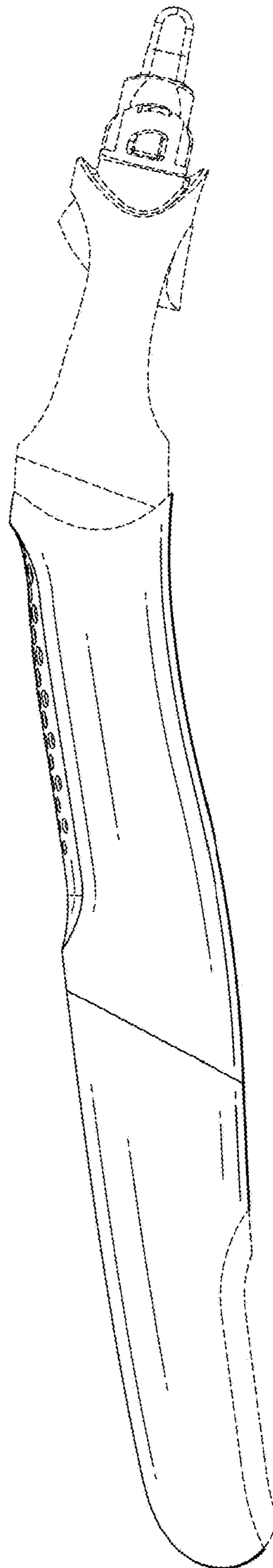


FIG. 5

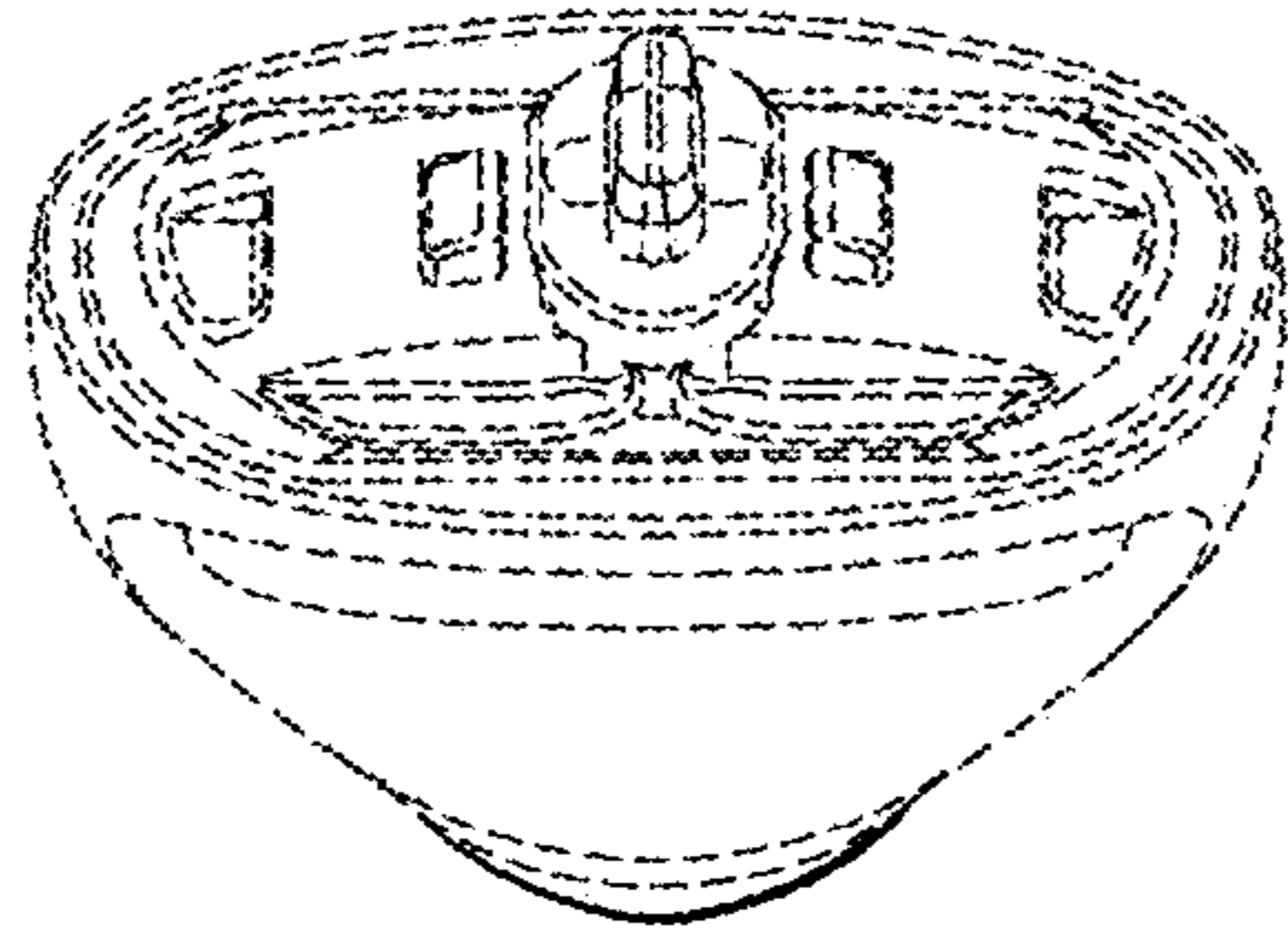


FIG. 6

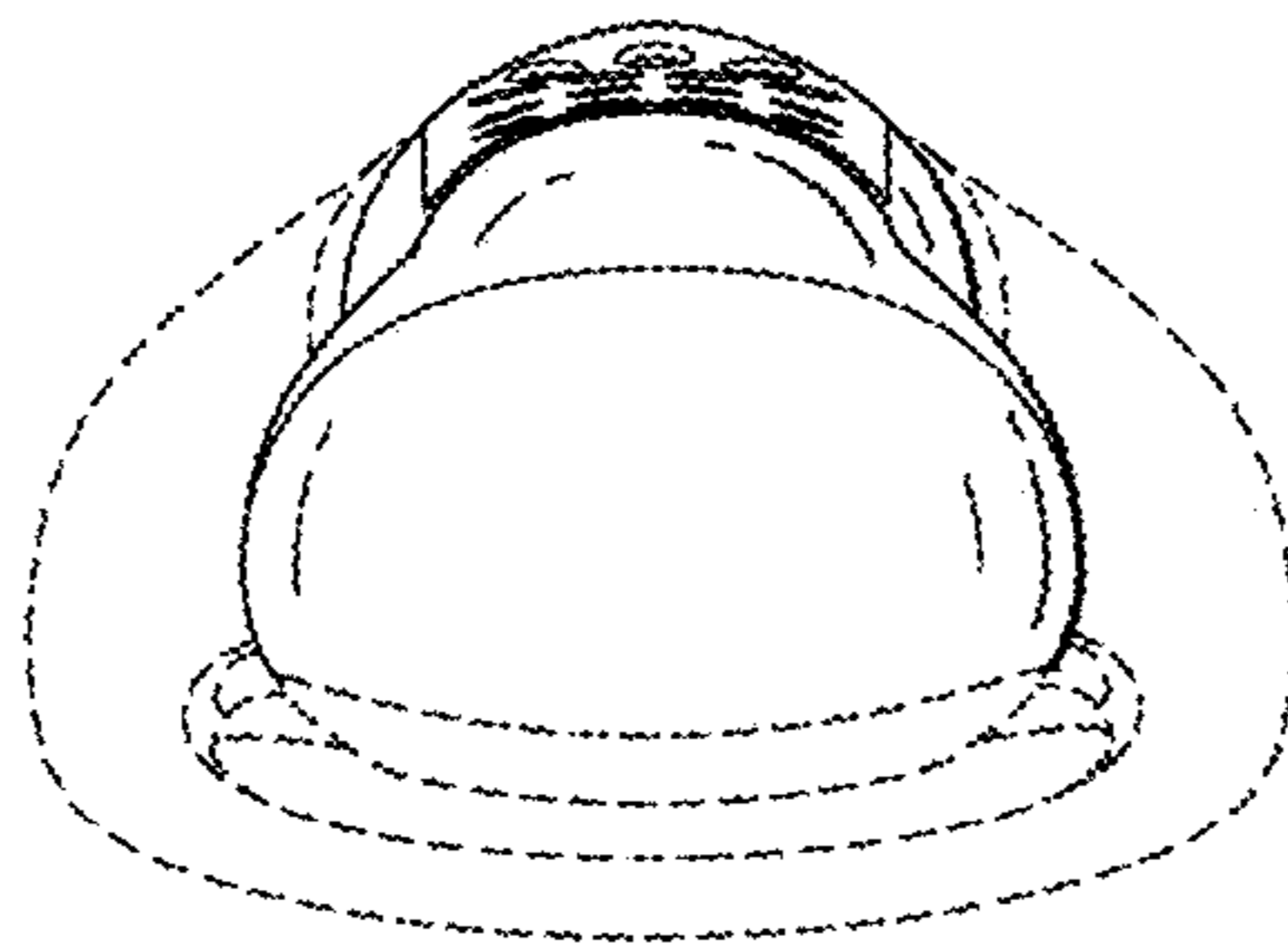


FIG. 7

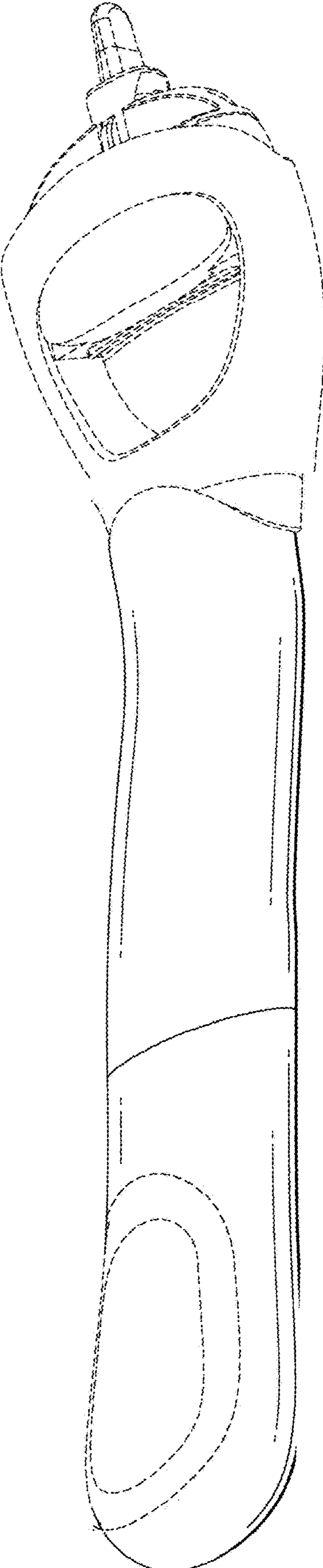


FIG. 8