



US00D967525S

(12) **United States Design Patent**
Tang

(10) **Patent No.:** **US D967,525 S**

(45) **Date of Patent:** **** Oct. 18, 2022**

(54) **HAIR CLIP**

D952,945 S * 5/2022 Cai D28/41
D956,353 S * 6/2022 Liu D28/40
2022/0111206 A1* 4/2022 Garner A61N 1/37235

(71) Applicant: **Yanfei Tang**, Yuzhou (CN)

(72) Inventor: **Yanfei Tang**, Yuzhou (CN)

(**) Term: **15 Years**

FOREIGN PATENT DOCUMENTS

CN 216487265 U * 5/2022

(21) Appl. No.: **29/843,869**

OTHER PUBLICATIONS

(22) Filed: **Jun. 24, 2022**

Hair Claw Clips Flower By: Majomi found on Amazon (Aug. 27, 2022) https://www.amazon.com/Flower-Barrettes-Clamps-Colors-NonSlip/dp/B09BDVBK35/ref=sr_1_2? (Mar. 21, 2022).
Flower Hair Claw Clips by Aoenjie, found on Amazon (Aug. 27, 2022) https://www.amazon.com/Flower-Clips-Large-Strong-Colors/dp/B09WV97GMK/ref=asc_df_B09WV97GMK/?tag=hyprod-20&linkCode (May 28, 2022).*

(51) **LOC (13) Cl.** **28-03**

(52) **U.S. Cl.**
USPC **D28/40**

(58) **Field of Classification Search**
USPC D28/40, 30, 39, 41, 42, 43, 99
CPC . A45D 8/044; A45D 8/14; A45D 8/16; A45D 8/18; A45D 8/20; A45D 8/22; A45D 8/24; A45D 8/30; A45D 8/32; A45D 8/002; A45D 8/008
See application file for complete search history.

* cited by examiner

Primary Examiner — Rebecca Tsehaye
(74) *Attorney, Agent, or Firm* — Georgi Korobanov

(56) **References Cited**

(57) **CLAIM**

The ornamental design for a hair clip, as shown and described.


U.S. PATENT DOCUMENTS

D549,126 S * 8/2007 Hon D11/63
D570,047 S 5/2008 Vergona
D635,298 S 3/2011 Hsu
D646,435 S * 10/2011 Carey D28/41
D654,624 S * 2/2012 Hsu D28/41
D662,308 S * 6/2012 Issler D2/971
D780,434 S * 3/2017 Daniels D2/976
D845,891 S * 4/2019 Dayalan D13/107
10,441,047 B2 * 10/2019 Egner A45D 8/08
D920,720 S * 6/2021 Dunne D6/674
D920,721 S * 6/2021 Dunne D6/674
D939,767 S * 12/2021 Cui D28/40
D944,450 S * 2/2022 Ritter D28/4
D949,476 S * 4/2022 Tan D28/40

DESCRIPTION

FIG. 1 is a perspective view of a hair clip, showing my new design;
FIG. 2 is another perspective view thereof;
FIG. 3 is a front view thereof;
FIG. 4 is a rear view thereof;
FIG. 5 is a left side view thereof;
FIG. 6 is a right side view thereof;
FIG. 7 is a top plan view thereof; and,
FIG. 8 is a bottom plan view thereof.

1 Claim, 8 Drawing Sheets






FIG. 1




FIG. 2




FIG. 3




FIG. 4

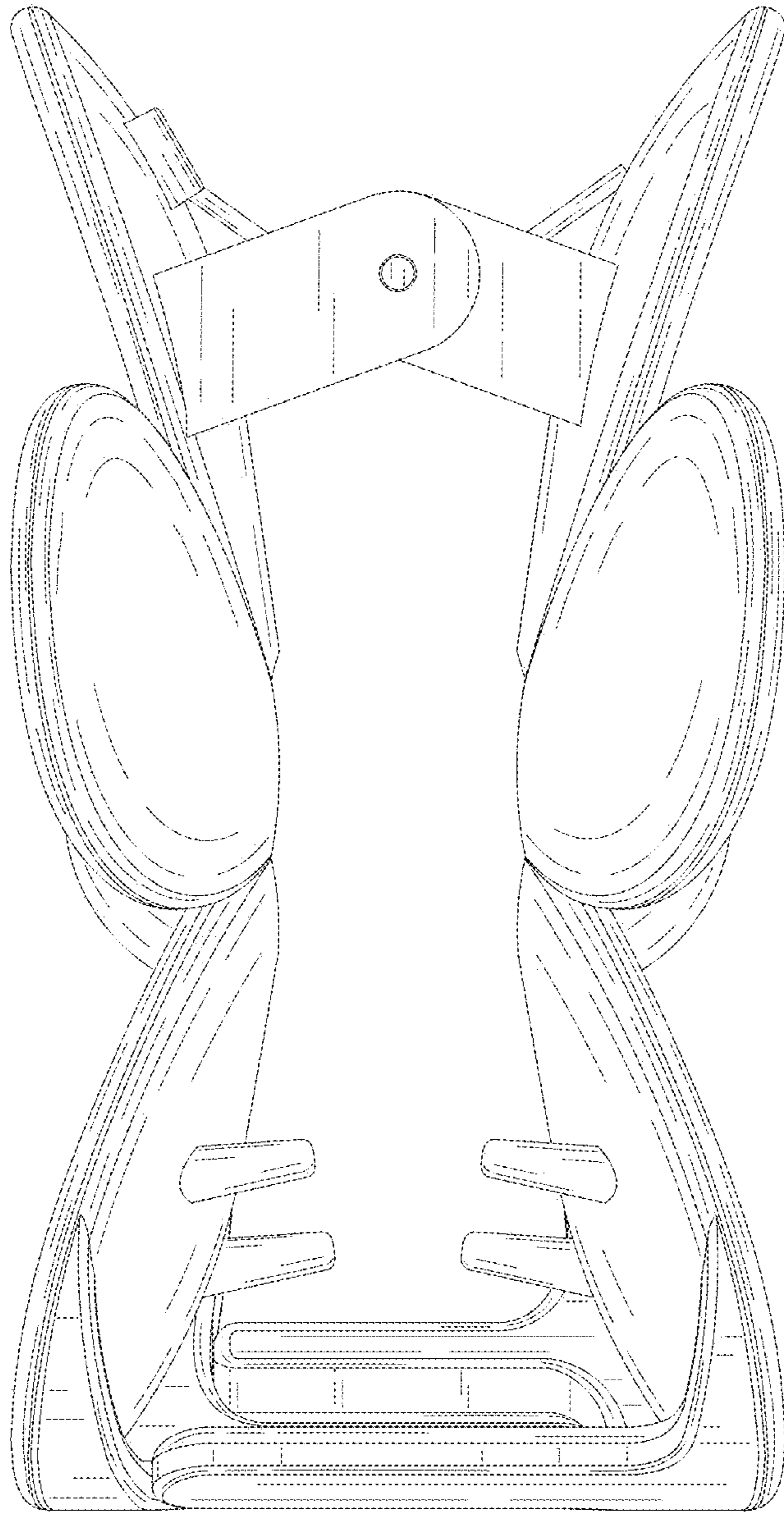


FIG. 5

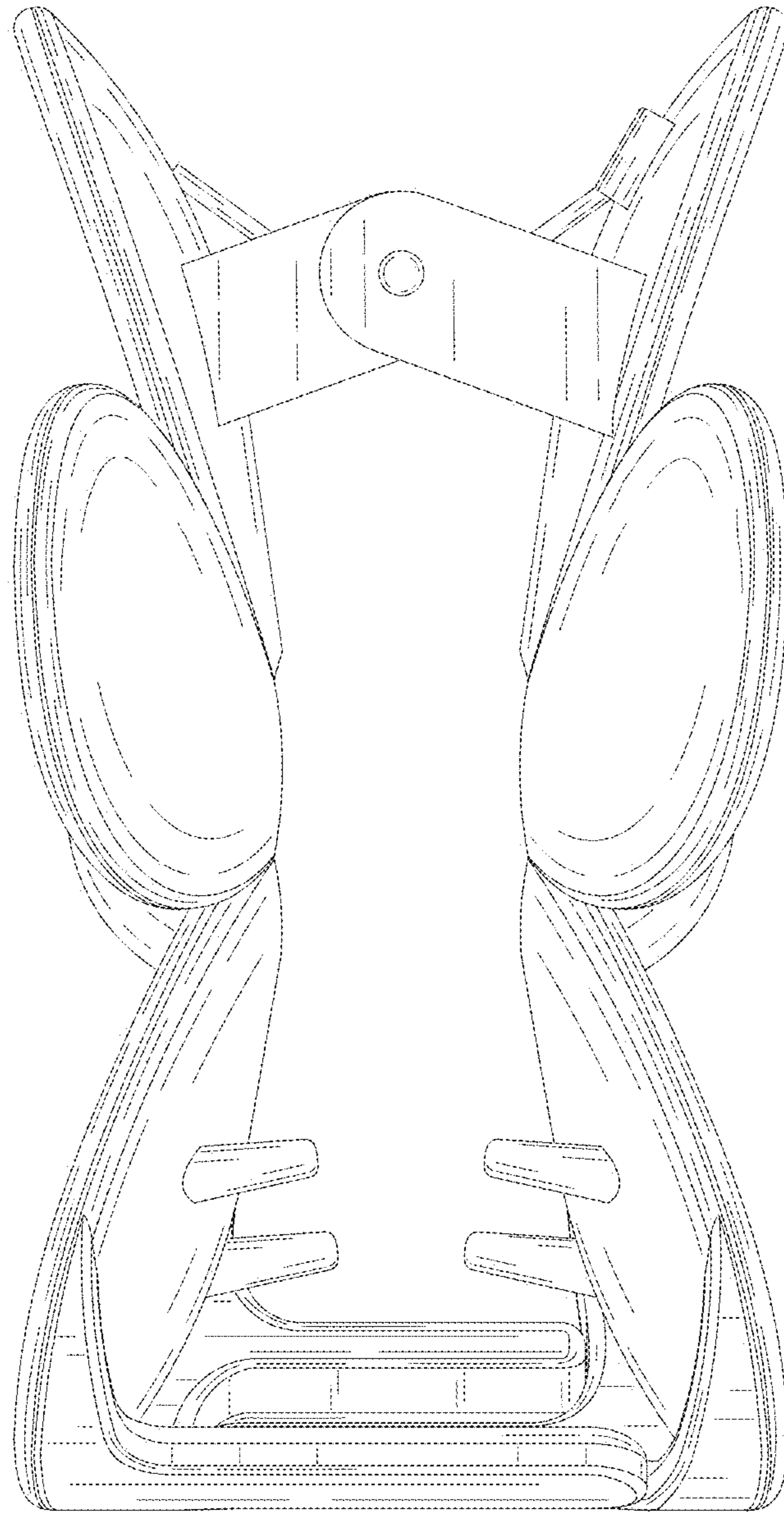


FIG. 6

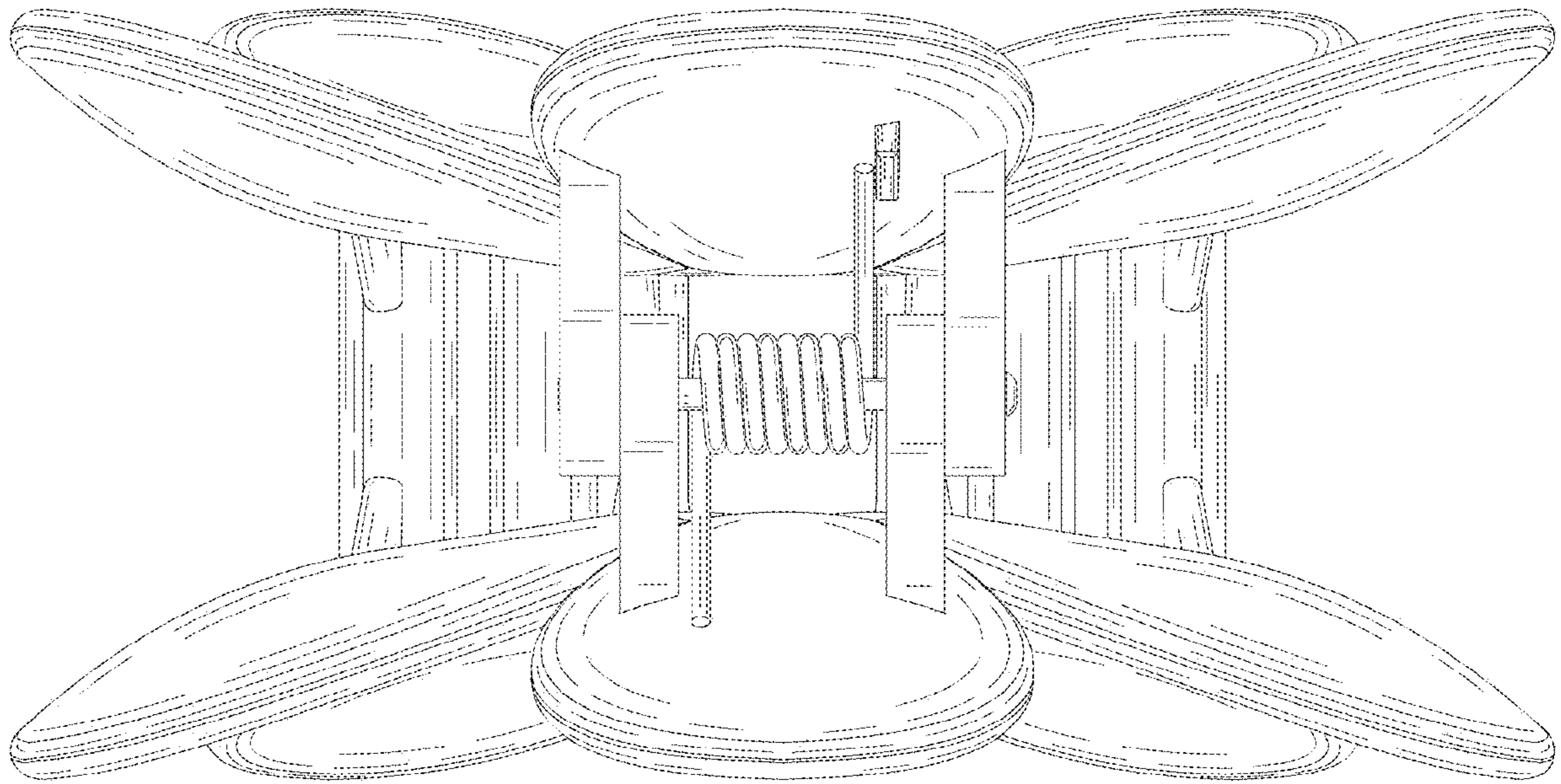


FIG. 7

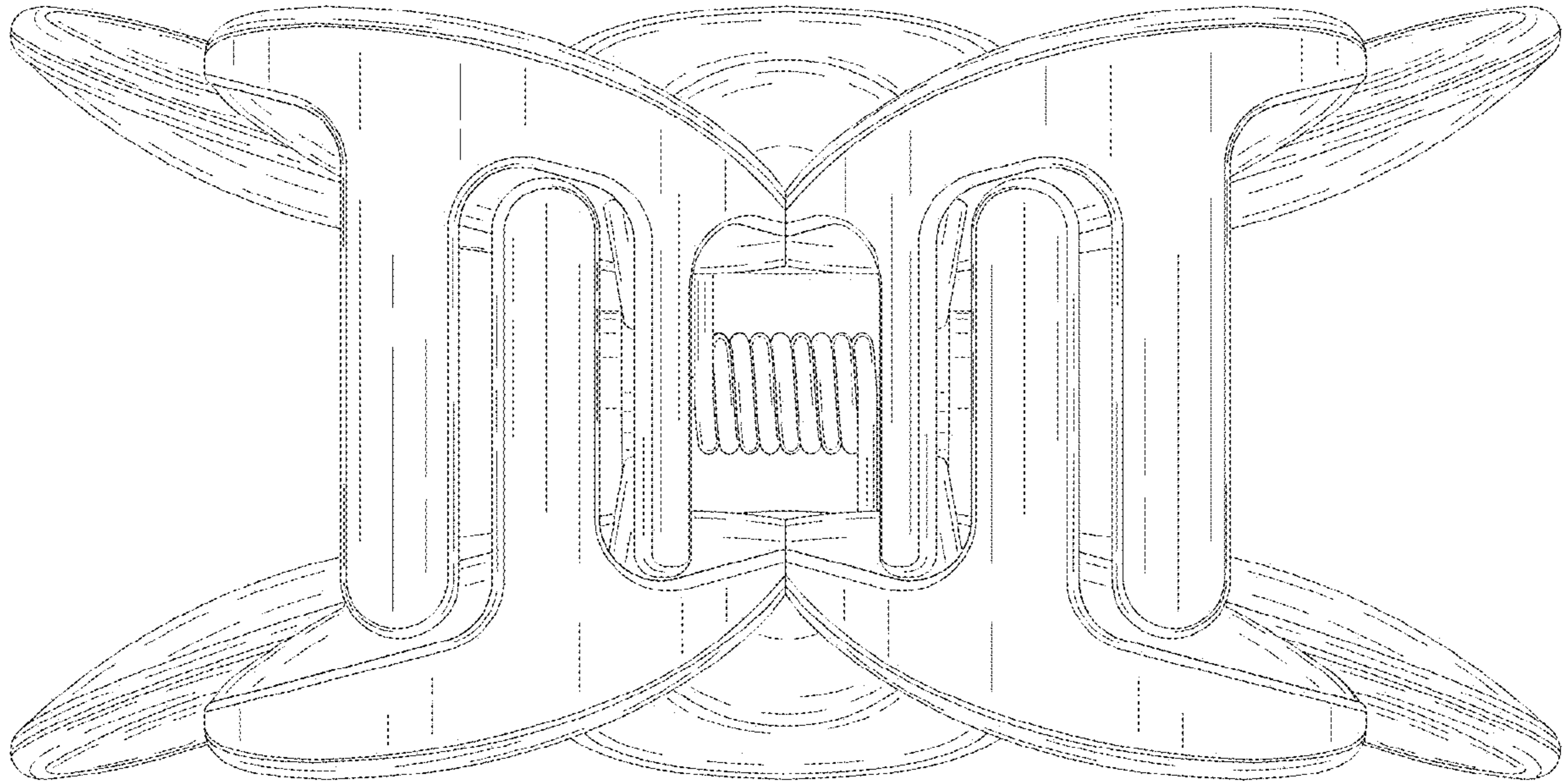


FIG. 8