



US00D967501S

(12) **United States Design Patent**
Luo

(10) **Patent No.:** **US D967,501 S**
(45) **Date of Patent:** **** Oct. 18, 2022**

(54) **FLOOR LAMP**

(71) Applicant: **Situo (Shenzhen) Energy Technology Co., Ltd.**, Guangdong (CN)

(72) Inventor: **Fang Luo**, Guangdong (CN)

(73) Assignee: **Situo (Shenzhen) Energy Technology Co., Ltd.**, Shenzhen (CN)

(**) Term: **15 Years**

(21) Appl. No.: **29/777,190**

(22) Filed: **Apr. 3, 2021**

(51) **LOC (13) Cl.** **26-05**

(52) **U.S. Cl.**
USPC **D26/106; D26/93**

(58) **Field of Classification Search**
USPC D26/24, 51, 56, 61, 63, 64, 65, 93, 94,
D26/100, 106, 107
CPC F21S 6/00; F21S 6/002; F21S 6/003; F21S
6/004; F21S 6/005; F21S 6/006; F21S
8/036; F21V 21/06; F21V 21/14; F21V
21/26; F21V 21/30; F21V 12/01
See application file for complete search history.

(56) **References Cited**

U.S. PATENT DOCUMENTS

D393,916 S	*	4/1998	Lee	D26/106
D469,563 S	*	1/2003	Irvine	D26/108
D693,049 S	*	11/2013	Meise	D26/93
D732,230 S		6/2015	Anastassiades		
D757,987 S	*	5/2016	Lee	D26/102
D768,908 S		10/2016	Fisher		

9,719,641 B1	*	8/2017	Volek	F21V 7/00
D810,350 S	*	2/2018	Sempe	D26/104
D831,878 S	*	10/2018	Reybier	D26/93
D876,705 S	*	2/2020	Tang	D26/107
D876,707 S	*	2/2020	Tang	D26/110
D878,664 S	*	3/2020	De Majo	D26/93
D916,355 S	*	4/2021	Sanchez Gonzalez	D26/93
D938,094 S	*	12/2021	Wang	D26/106
D943,138 S	*	2/2022	Wang	D26/106
D944,442 S	*	2/2022	Chen	D26/93
D946,804 S	*	3/2022	Xia	D26/106
D948,104 S	*	4/2022	Gu	D26/107
D959,044 S	*	7/2022	Gu	D26/105

* cited by examiner

Primary Examiner — Wan Laymon
Assistant Examiner — Clint A Samuel

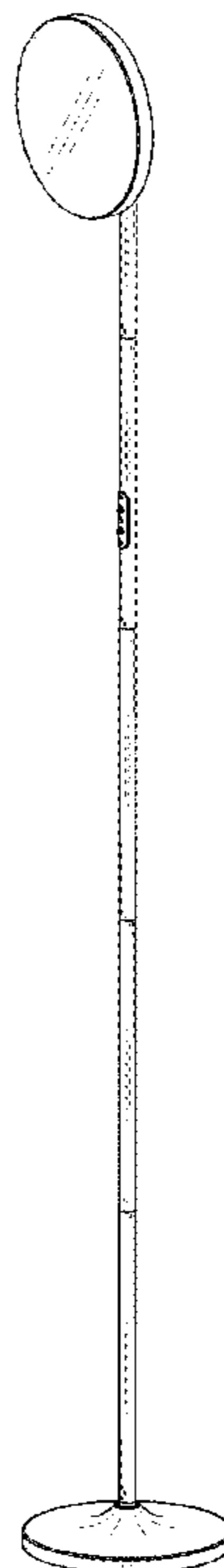
(57) **CLAIM**

The ornamental design for a floor lamp, as shown and described.

DESCRIPTION

FIG. 1 is a perspective view of a floor lamp showing my new design;
FIG. 2 is a front view thereof;
FIG. 3 is a back view thereof;
FIG. 4 is a right side view thereof;
FIG. 5 is a left side view thereof;
FIG. 6 is a bottom view thereof; and,
FIG. 7 is a top view thereof.
The broken lines shown in the drawings are included for the purpose of illustrating environmental elements and portions of the floor lamp, and form no part of the claim design.

1 Claim, 7 Drawing Sheets



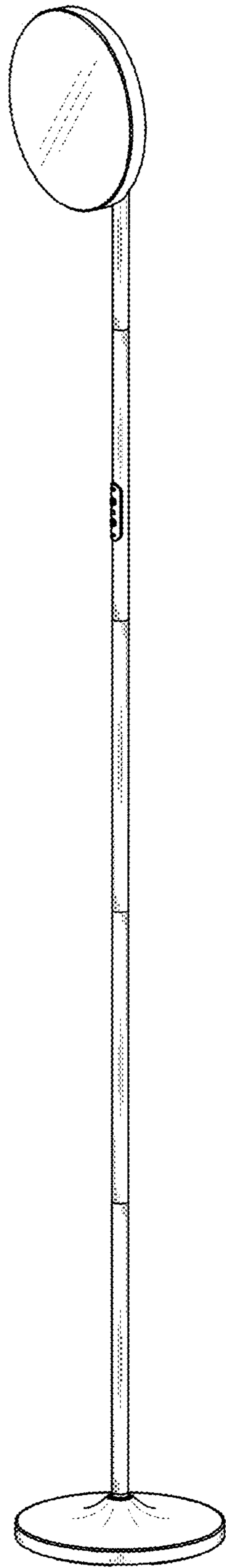


FIG. 1

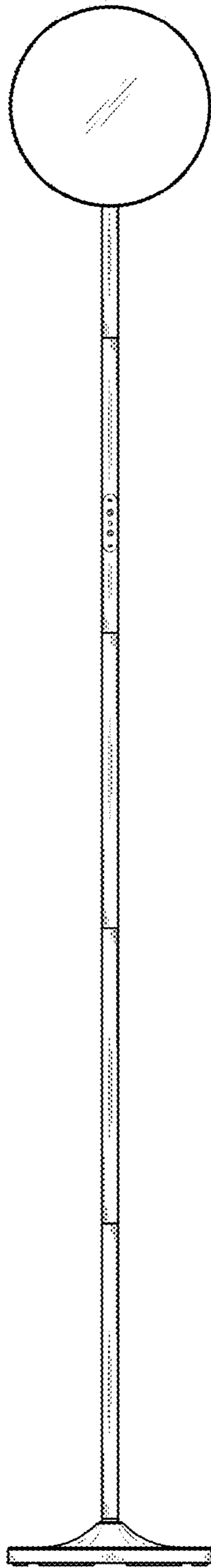


FIG. 2

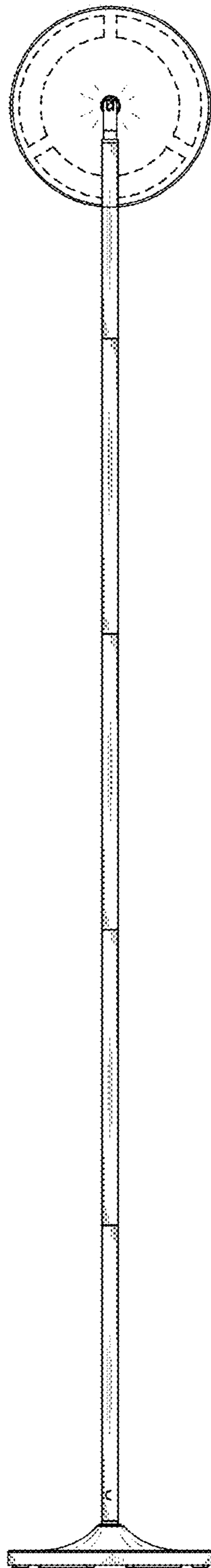


FIG. 3

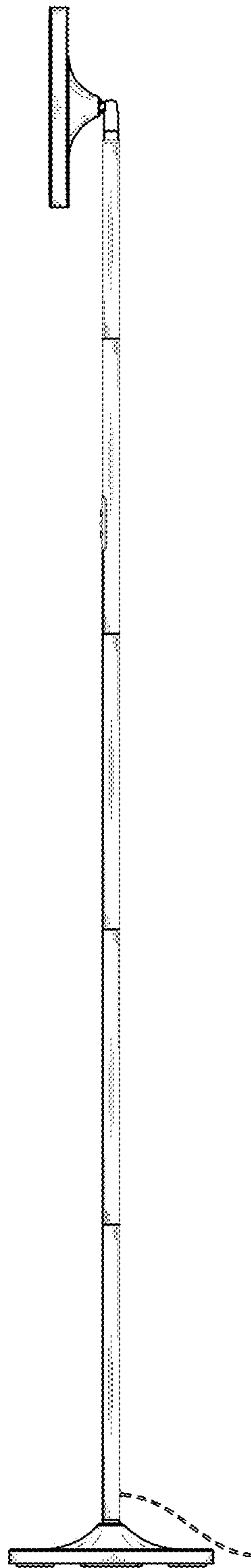


FIG. 4

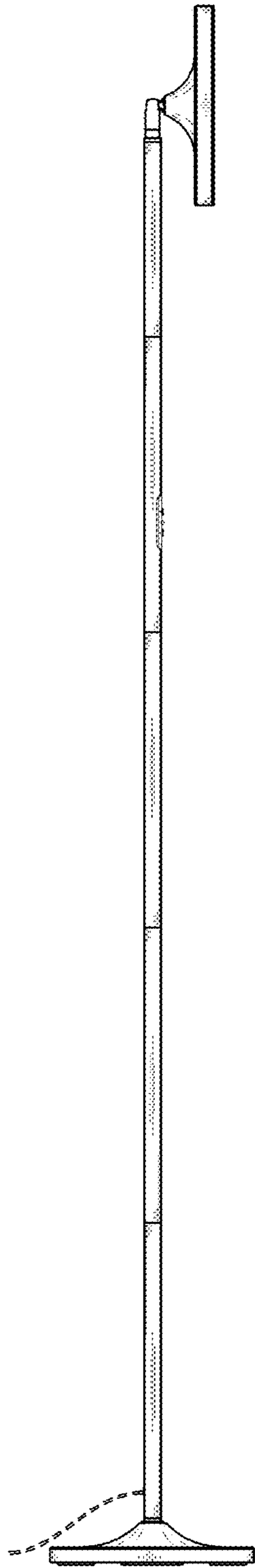


FIG. 5

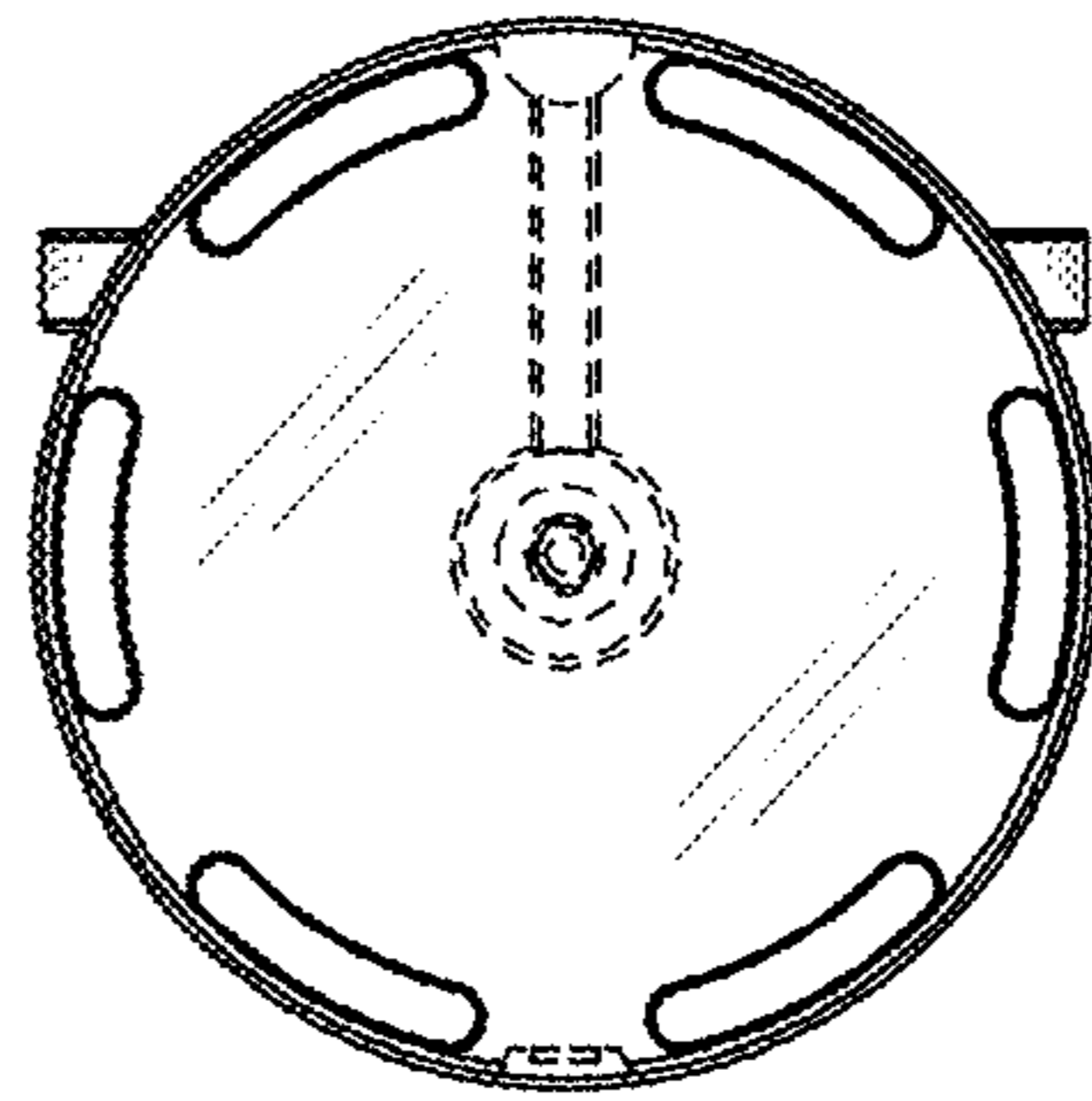


FIG. 6

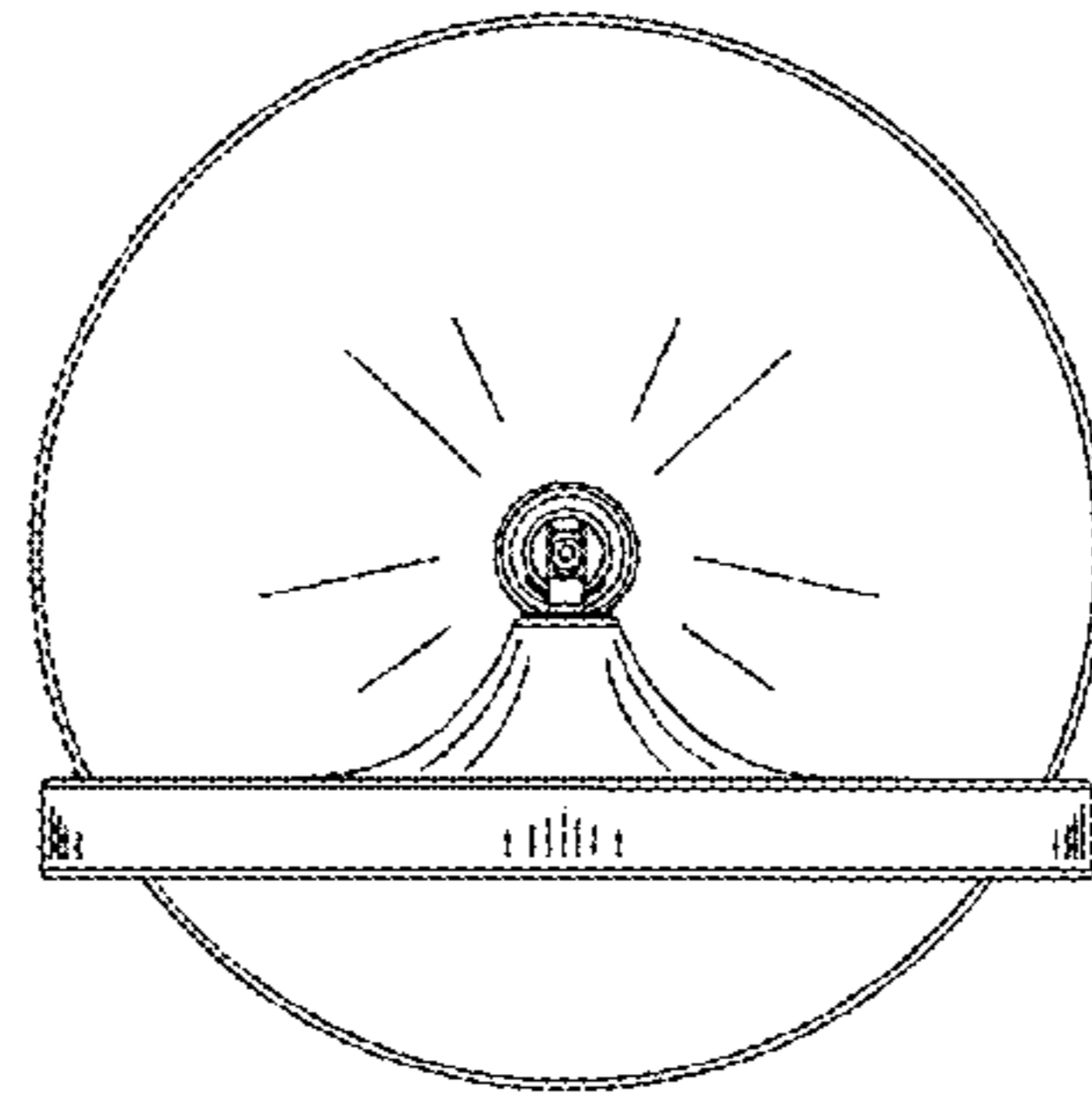


FIG. 7