

US00D967488S

(12) **United States Design Patent** (10) **Patent No.:** **US D967,488 S**
Sun (45) **Date of Patent:** **** Oct. 18, 2022**

(54) **SOLAR LAMP**

(71) Applicant: **Huijuan Sun**, Linhai (CN)

(72) Inventor: **Huijuan Sun**, Linhai (CN)

(**) Term: **15 Years**

(21) Appl. No.: **29/865,104**

(22) Filed: **Jul. 7, 2022**

(51) **LOC (13) Cl.** **26-05**

(52) **U.S. Cl.**
USPC **D26/67**

(58) **Field of Classification Search**
USPC D26/67-70, 72, 85
CPC F21S 9/037; F21W 2111/02
See application file for complete search history.

(56) **References Cited**

U.S. PATENT DOCUMENTS

4,930,055	A	*	5/1990	Swadell	F21S 8/083	362/244
D483,509	S	*	12/2003	Osiecki	D26/67	
D615,684	S	*	5/2010	Chen	D26/68	
D639,988	S	*	6/2011	Chen	D26/68	
D672,075	S	*	12/2012	Abogabir	D26/68	
D814,092	S	*	3/2018	Chen	D26/67	
D816,878	S	*	5/2018	Vos	D26/137	
D841,213	S	*	2/2019	Zhuo	D26/68	
D875,290	S	*	2/2020	Hwang	D26/67	
D880,037	S	*	3/2020	Zhang	D26/40	
D884,246	S		5/2020	Tang et al.			
D890,400	S	*	7/2020	Chen	D26/67	
D899,658	S	*	10/2020	Wang	D26/67	
D899,659	S	*	10/2020	Wang	D26/67	
D904,663	S		12/2020	Wang			
D906,564	S	*	12/2020	Wu	D26/67	
D923,847	S	*	6/2021	Ye	D26/67	

D946,191	S	*	3/2022	Hsu	D26/67
D958,434	S	*	7/2022	Xia	D26/67
D959,038	S	*	7/2022	Yang	D26/67
D959,039	S	*	7/2022	Yang	D26/67
D961,807	S	*	8/2022	Bouchard	D25/133
2004/0201992	A1	*	10/2004	Dalton	F21S 9/02
						362/276

OTHER PUBLICATIONS

Amazon, Tomcare Store, <https://a.co/d/hJ04uSd>, Tomcare Solar Lights, Mar. 24, 2021 (Year: 2021).*

* cited by examiner

Primary Examiner — Keli L Hill
Assistant Examiner — Harold E Blackwell, II

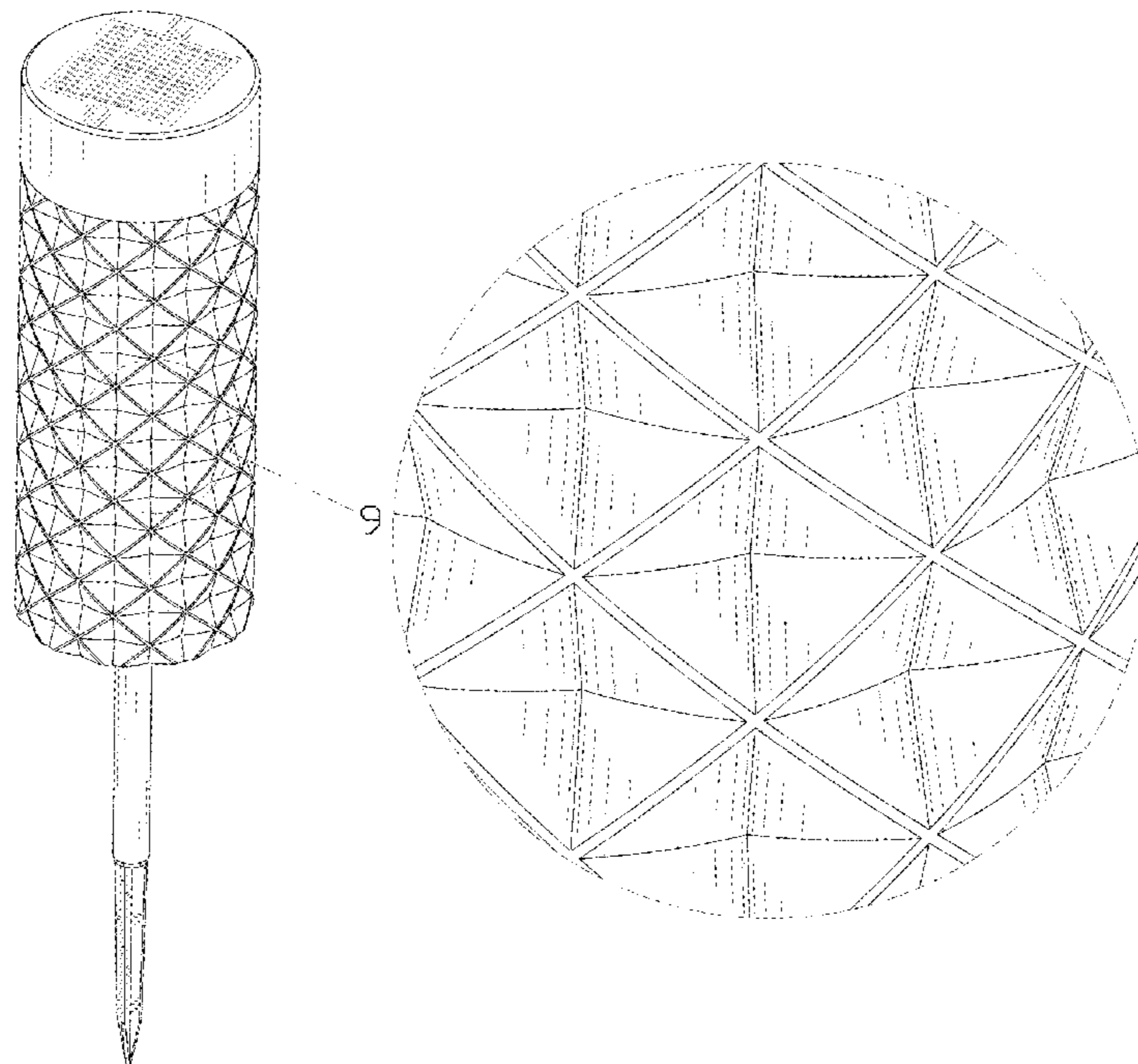
(57) **CLAIM**

The ornamental design for a solar lamp, as shown and described.

DESCRIPTION

FIG. 1 is a perspective view of a solar lamp showing my new design;
FIG. 2 is another perspective view thereof;
FIG. 3 is a front elevational view thereof;
FIG. 4 is a rear elevational view thereof;
FIG. 5 is a left side elevational view thereof;
FIG. 6 is a right side elevational view thereof;
FIG. 7 is a top plan view thereof;
FIG. 8 is a bottom plan view thereof; and,
FIG. 9 is an enlarged view of portion 9 shown in FIG. 1.
The dash-dash broken lines in the drawings depict portions of the solar lamp that form no part of the claimed design. The dot-dash broken lines represent the boundary of the enlarged portion and form no part of the claimed design.

1 Claim, 9 Drawing Sheets



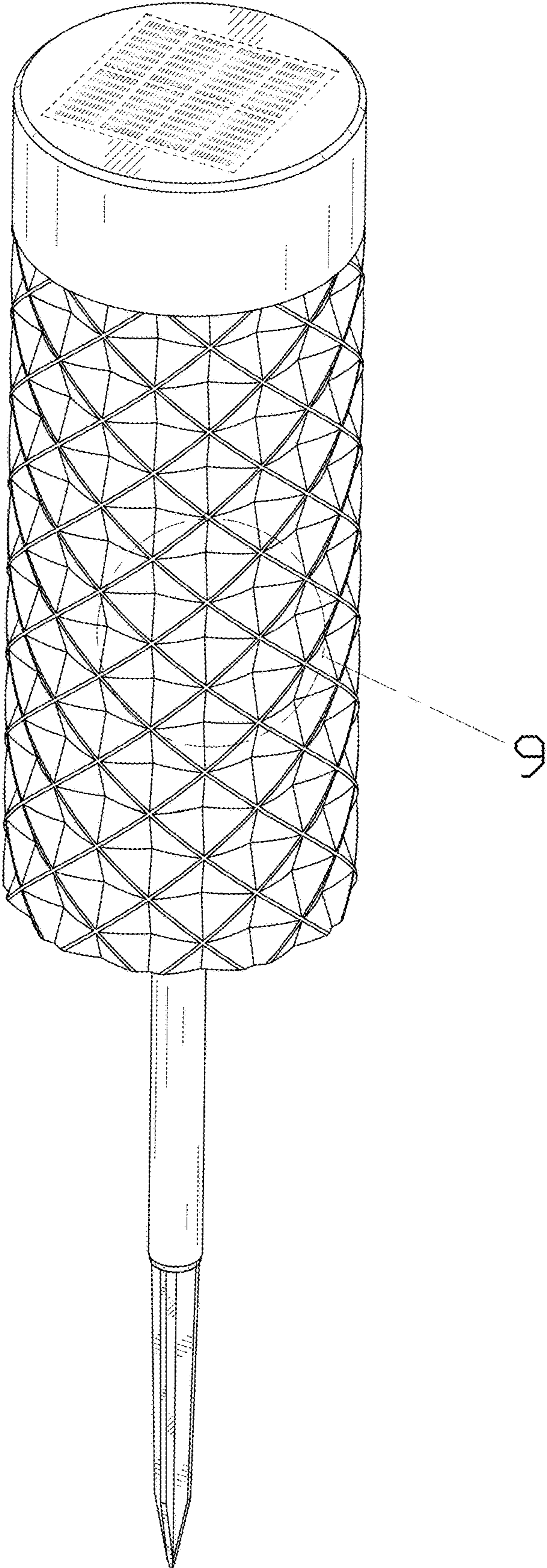


FIG. 1

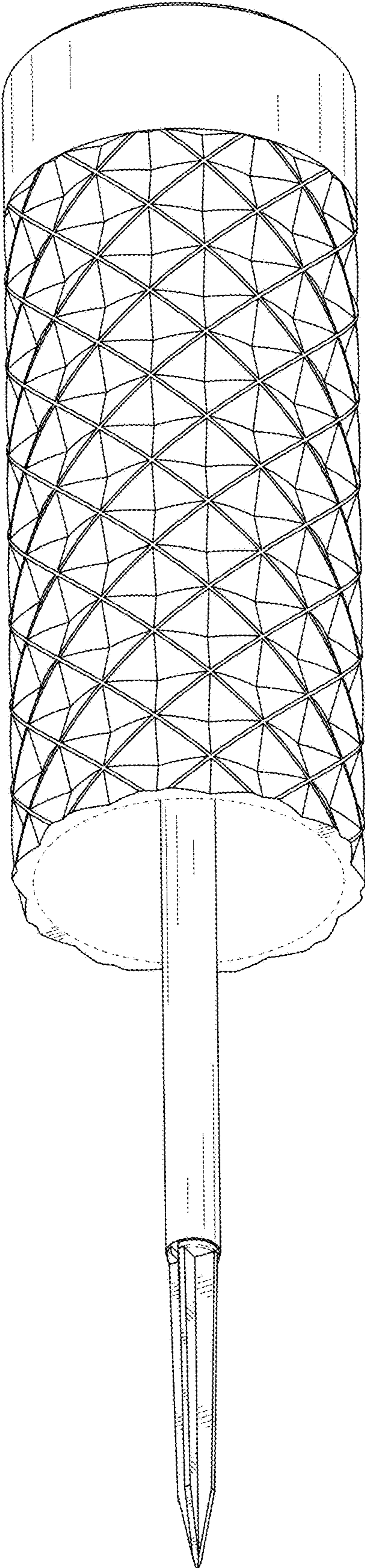


FIG. 2

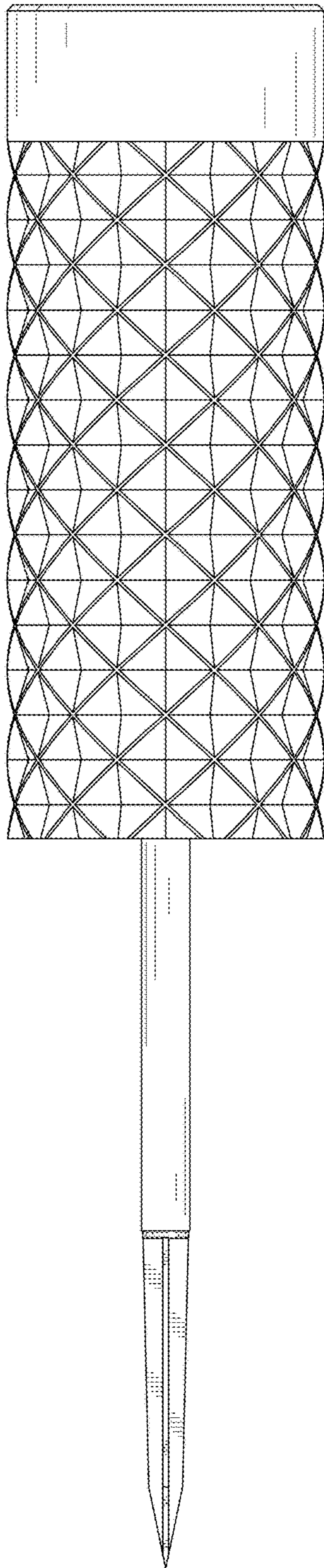


FIG. 3

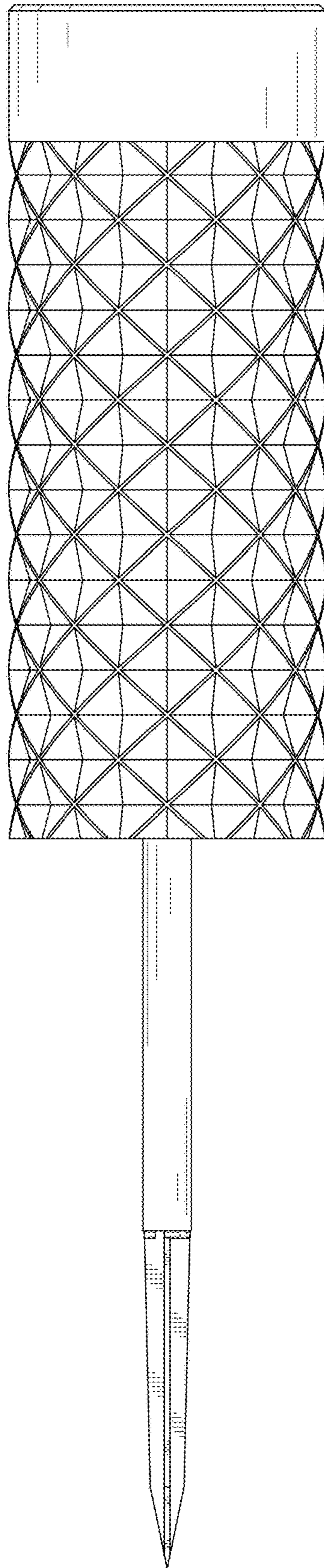


FIG. 4

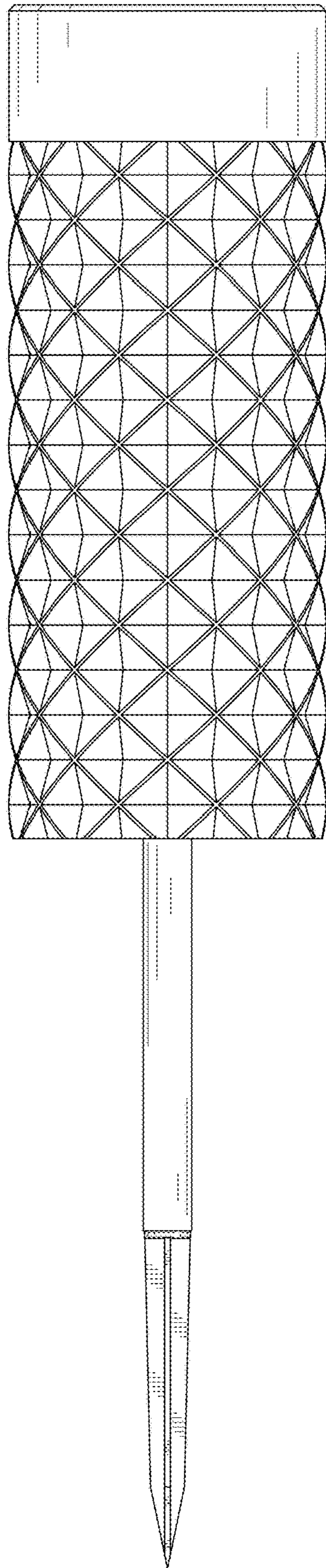


FIG. 5

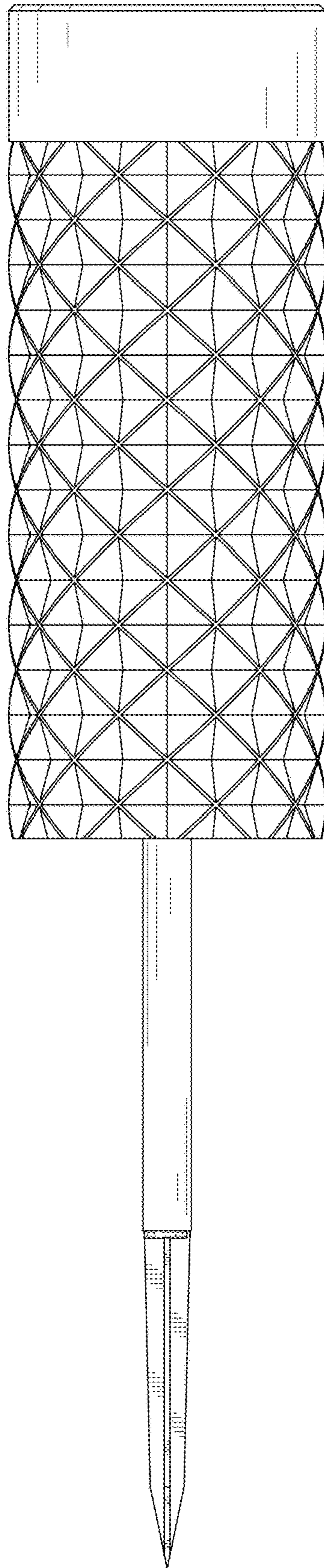


FIG. 6

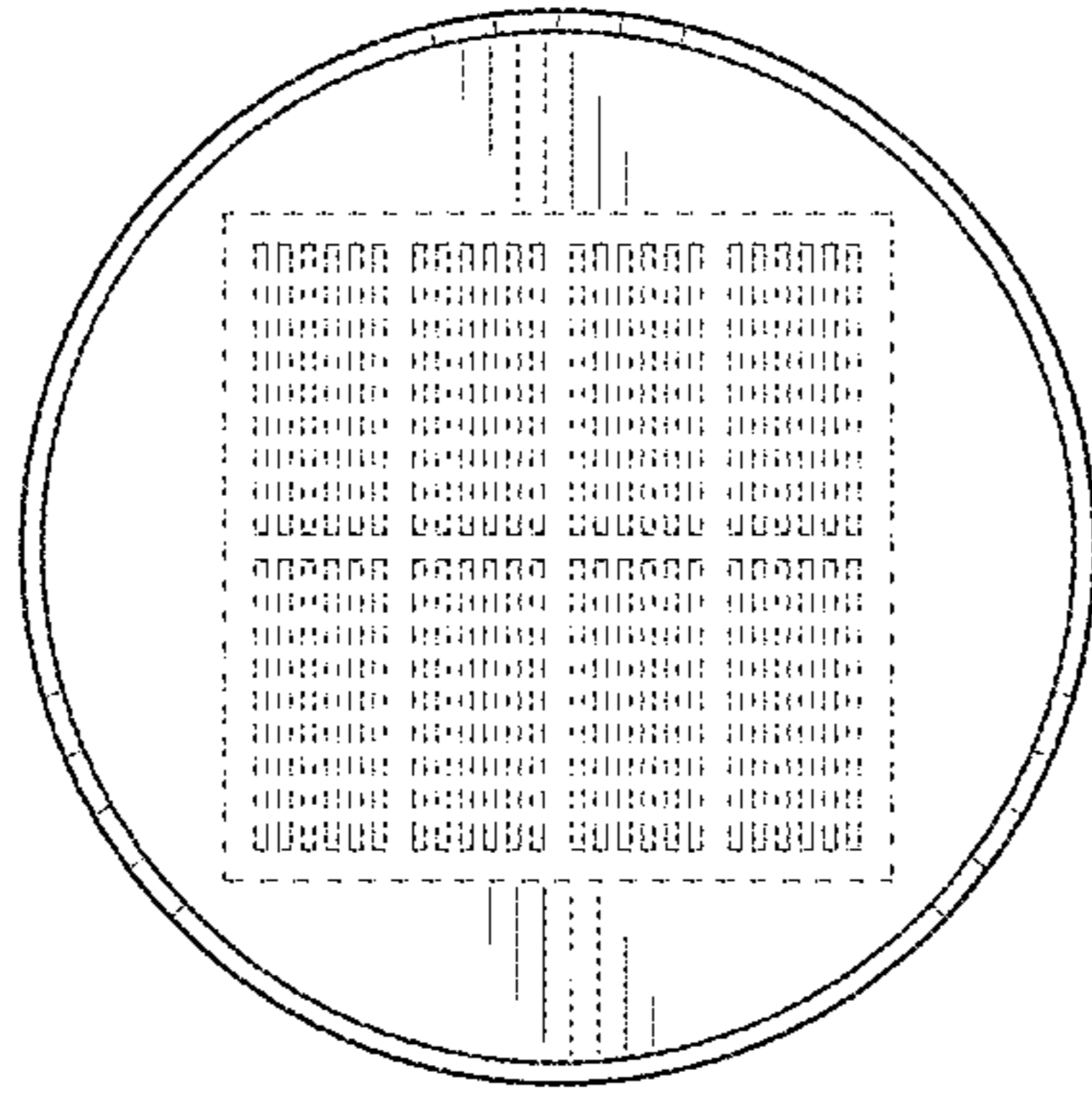


FIG. 7

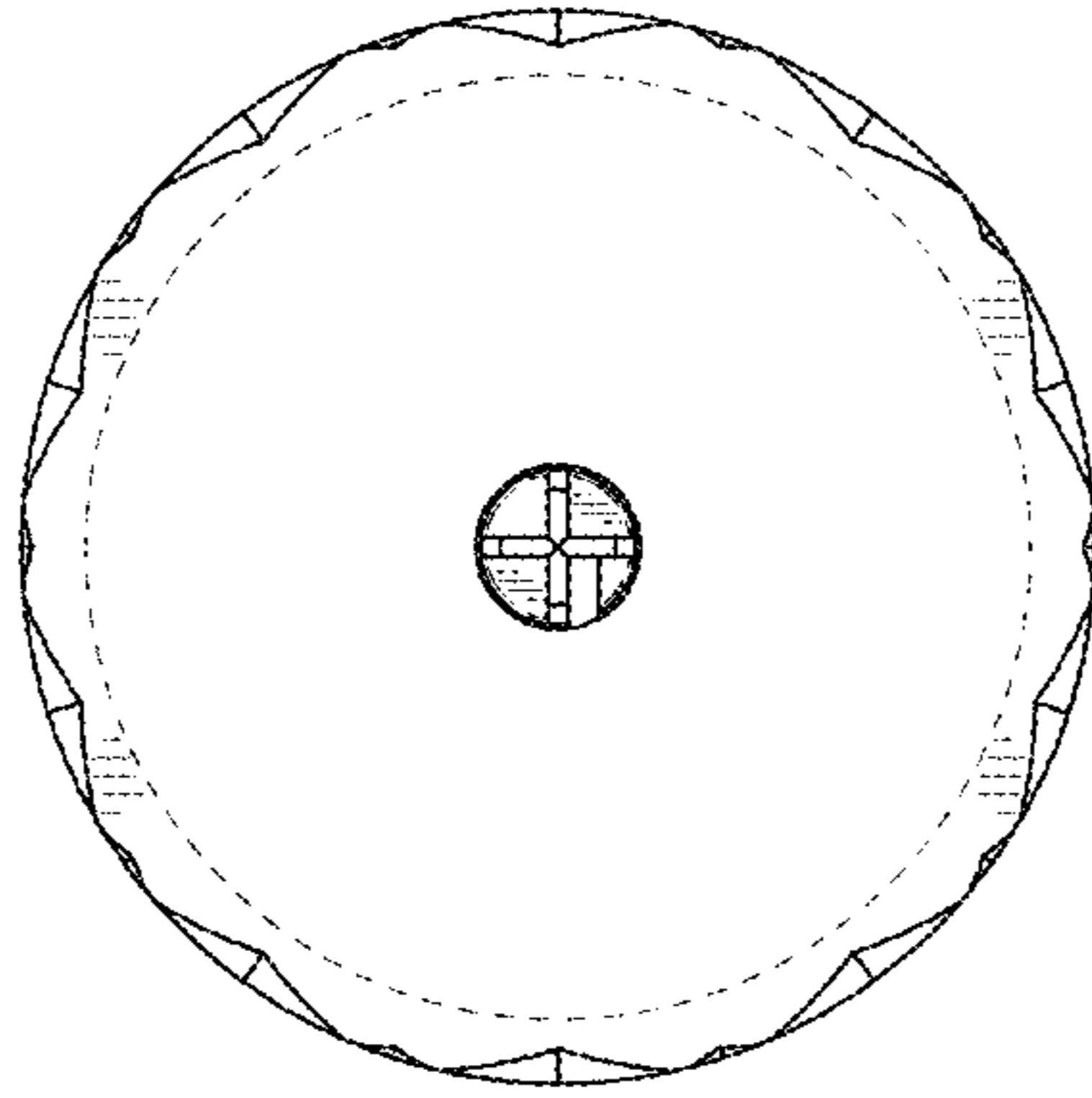


FIG. 8

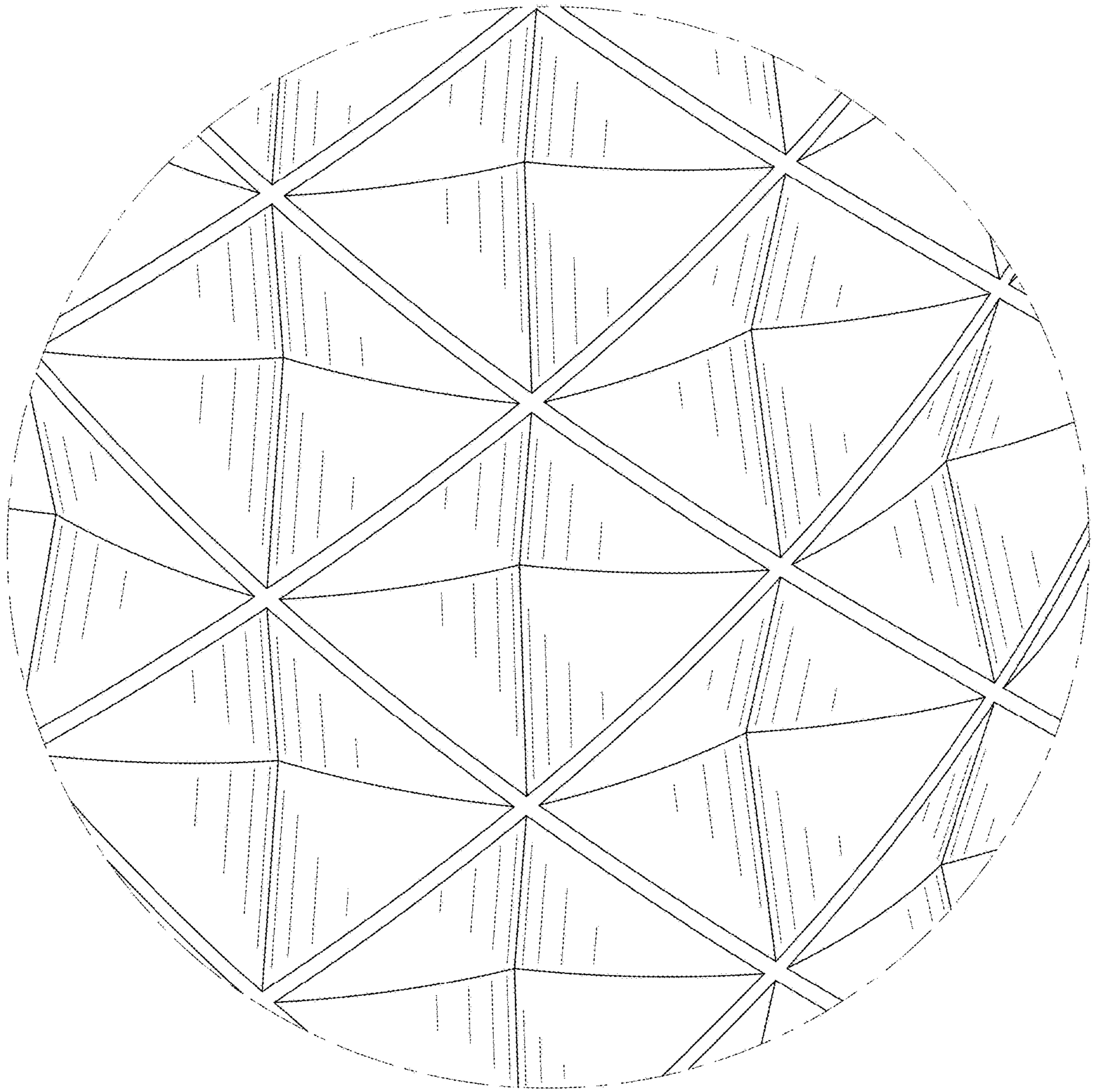


FIG. 9