

US00D967480S

(12) **United States Design Patent** (10) **Patent No.:** **US D967,480 S**
Chen (45) **Date of Patent:** **** Oct. 18, 2022**

(54) **LANTERN**
(71) Applicant: **SOGRACE TECHNOLOGY CO., LTD**, Shenzhen (CN)
(72) Inventor: **Guoqiang Chen**, Shenzhen (CN)
(73) Assignee: **SOGRACE TECHNOLOGY CO., LTD**, Shenzhen (CN)

D912,300 S * 3/2021 Chen D26/85
D942,061 S * 1/2022 Peng D26/37
D945,663 S * 3/2022 Chan D26/40
D955,025 S * 6/2022 Luo D26/40
D957,709 S * 7/2022 Chen D26/85
D957,717 S * 7/2022 Chan D26/94
D957,718 S * 7/2022 Chan D26/94

(**) Term: **15 Years**
(21) Appl. No.: **29/802,608**

(22) Filed: **Aug. 6, 2021**
(51) **LOC (13) Cl.** **26-02**
(52) **U.S. Cl.**
USPC **D26/40**
(58) **Field of Classification Search**
USPC D26/24, 37-52, 60-61, 63, 65, 72, 81,
D26/88, 93-94, 104-108, 113; D21/483,
D21/485, 490, 494, 506-507, 510
CPC ... F21L 4/00; F21L 19/00; F21L 4/027; F21L
26/00; F21Y 2115/10; F21V 23/0414;
F21V 21/406; F21V 15/01
See application file for complete search history.

OTHER PUBLICATIONS

White Wood Vintage Candle Lantern. By Litton Lane. Dated Dec. 17, 2020. Found online [Jul. 1, 2022]. <https://www.homedepot.com/p/Litton-Lane-White-Wood-Vintage-Candle-Lantern-20486/307318431?#overlay> (Year: 2020).*

* cited by examiner

Primary Examiner — Marissa J Cash
Assistant Examiner — William B Melliar

(57) **CLAIM**

The ornamental design for a lantern, as shown and described.

DESCRIPTION


FIG. 1 is a perspective view of a lantern showing my new design;
FIG. 2 is another perspective view thereof;
FIG. 3 is a front elevational view thereof;
FIG. 4 is a rear elevational view thereof;
FIG. 5 is a left side elevational view thereof;
FIG. 6 is a right side elevational view thereof;
FIG. 7 is a top plan view thereof;
FIG. 8 is a bottom plan view thereof; and,
FIG. 9 is an enlarged view of portion 9 shown in FIG. 1.
The dash-dash broken lines in the drawings depict portions of the lantern that form no part of the claimed design. The dot-dash broken lines represent boundaries of the enlarged portion and form no part of the claimed design.

(56) **References Cited**

U.S. PATENT DOCUMENTS

D403,795 S * 1/1999 Hsu D26/88
D663,063 S * 7/2012 Yang D26/67
D693,953 S * 11/2013 Yang D26/104
D694,458 S * 11/2013 Yang D26/85
D706,968 S * 6/2014 McDonough D26/41
D756,545 S * 5/2016 Goodsell D26/9
D884,956 S * 5/2020 Ho D26/106
D898,277 S * 10/2020 Fu D26/156
D899,645 S * 10/2020 Wang D26/40
D909,655 S * 2/2021 Liu D26/85

1 Claim, 9 Drawing Sheets






FIG. 1




FIG. 2

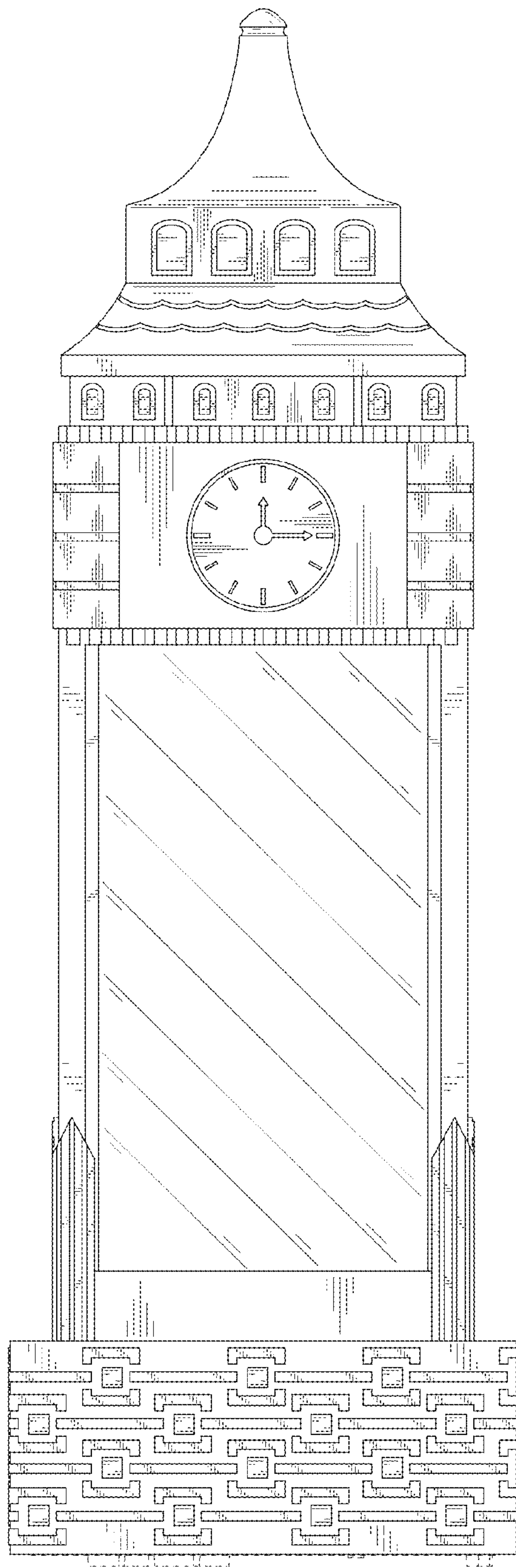


FIG. 3

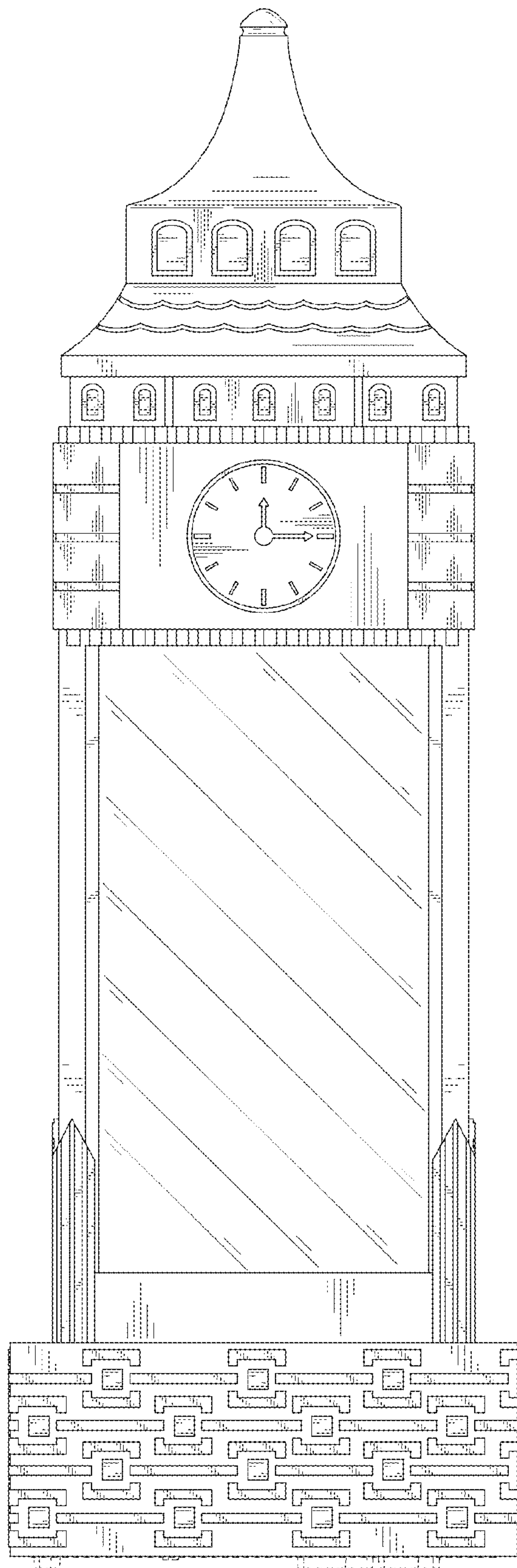


FIG. 4

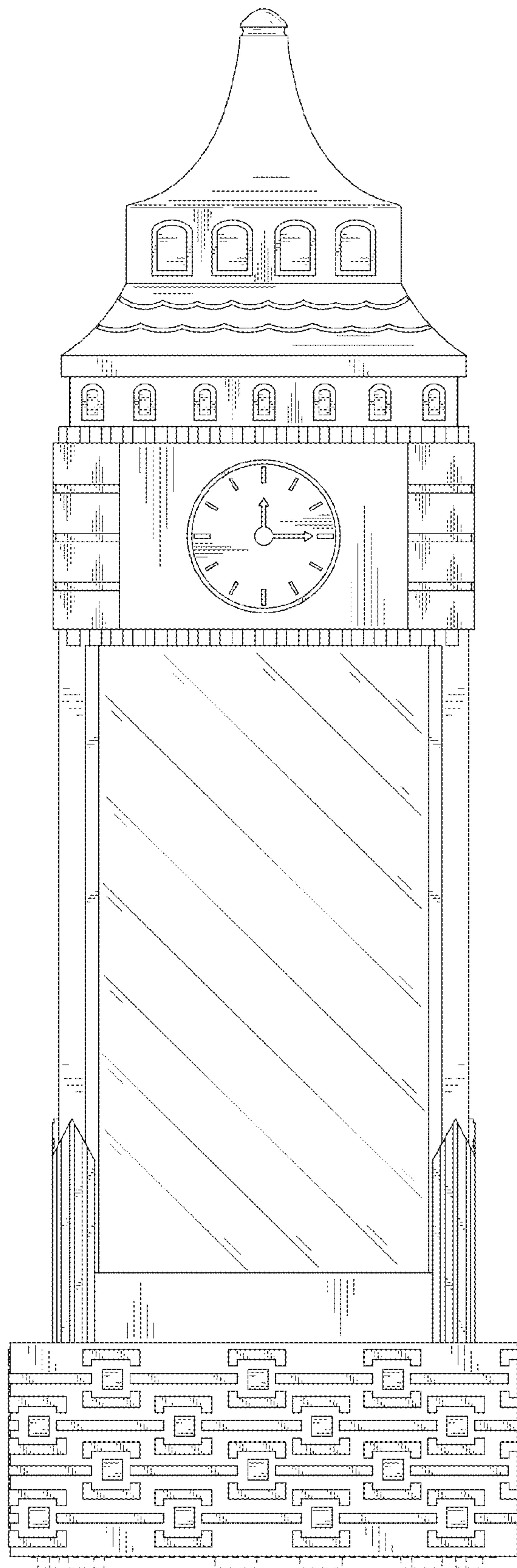


FIG. 5

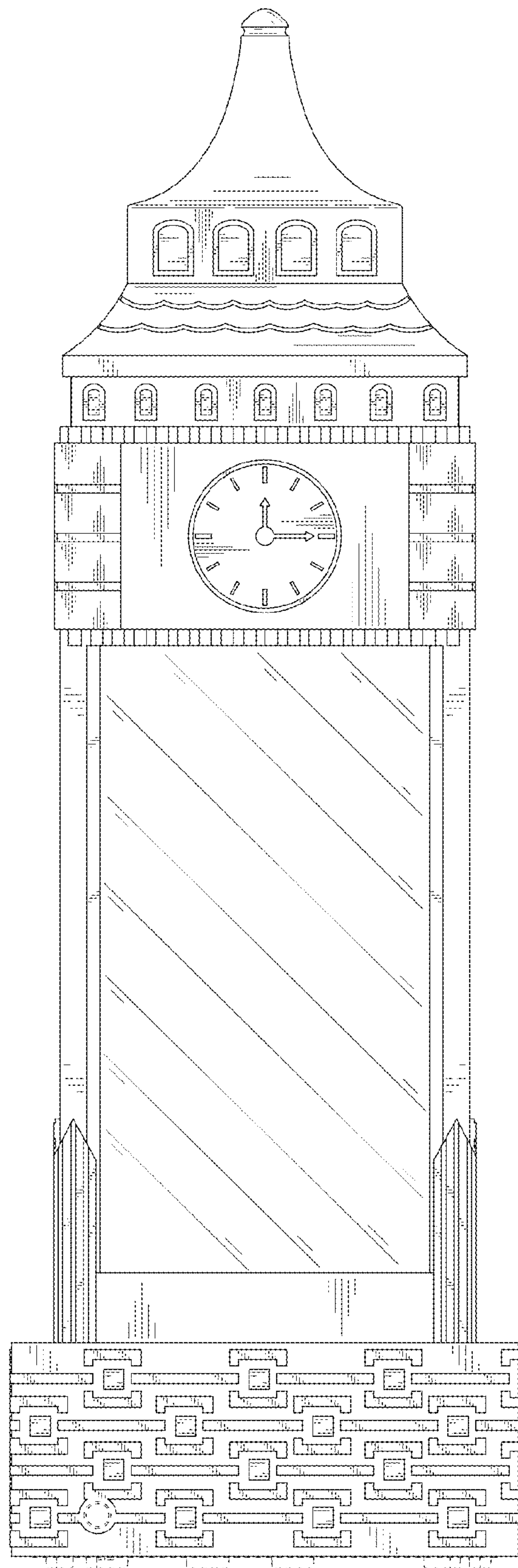


FIG. 6

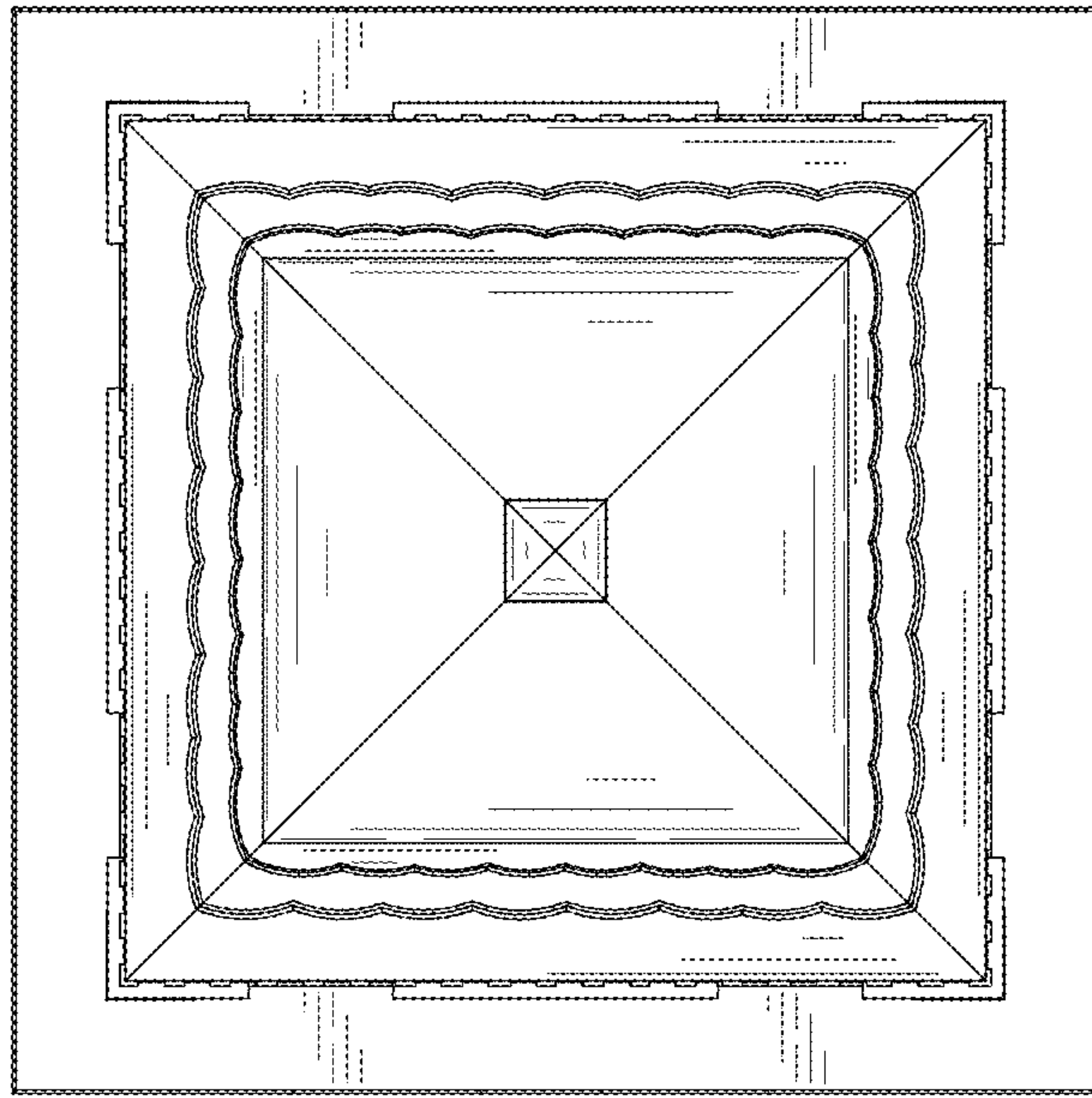


FIG. 7

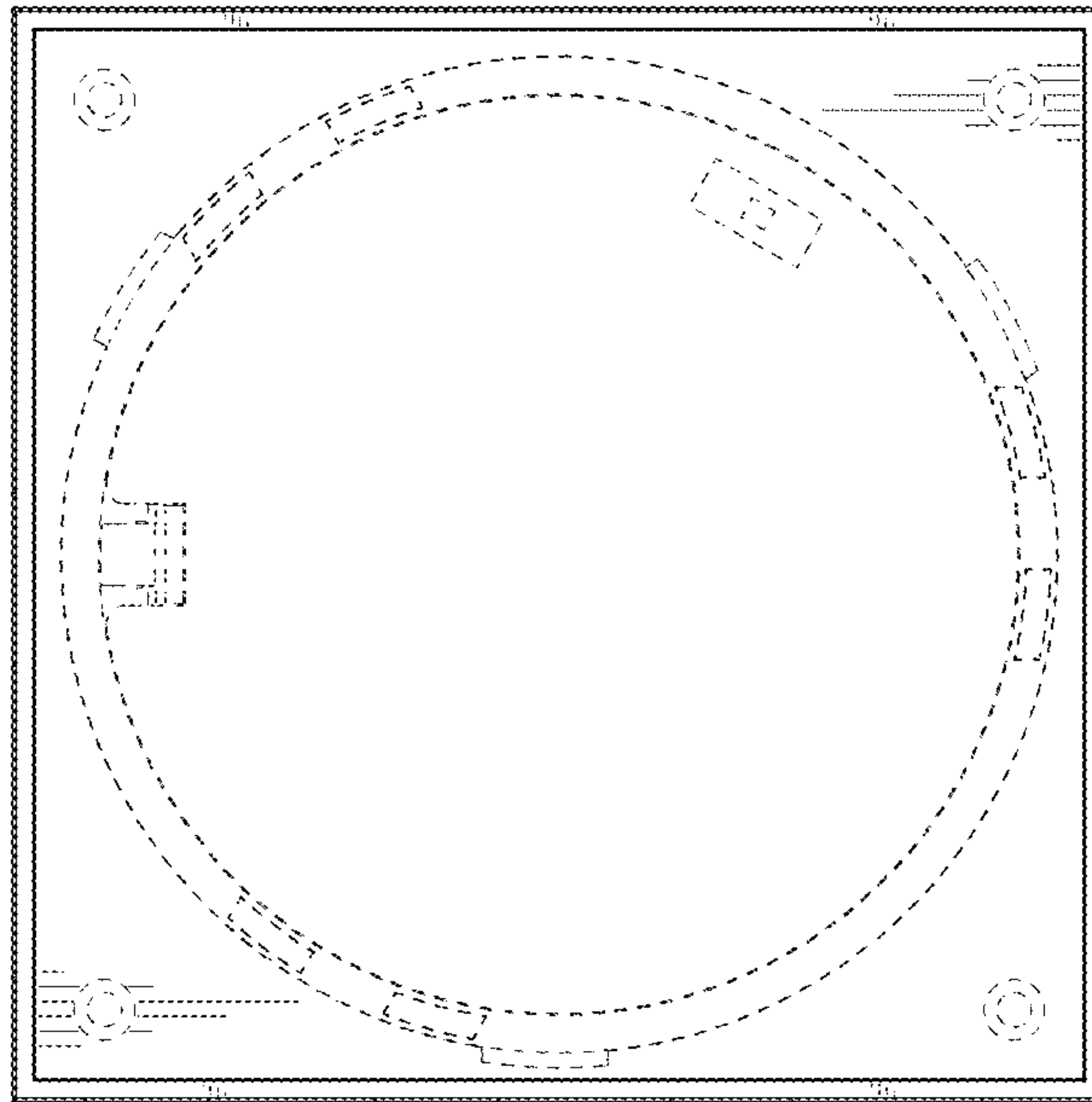


FIG. 8

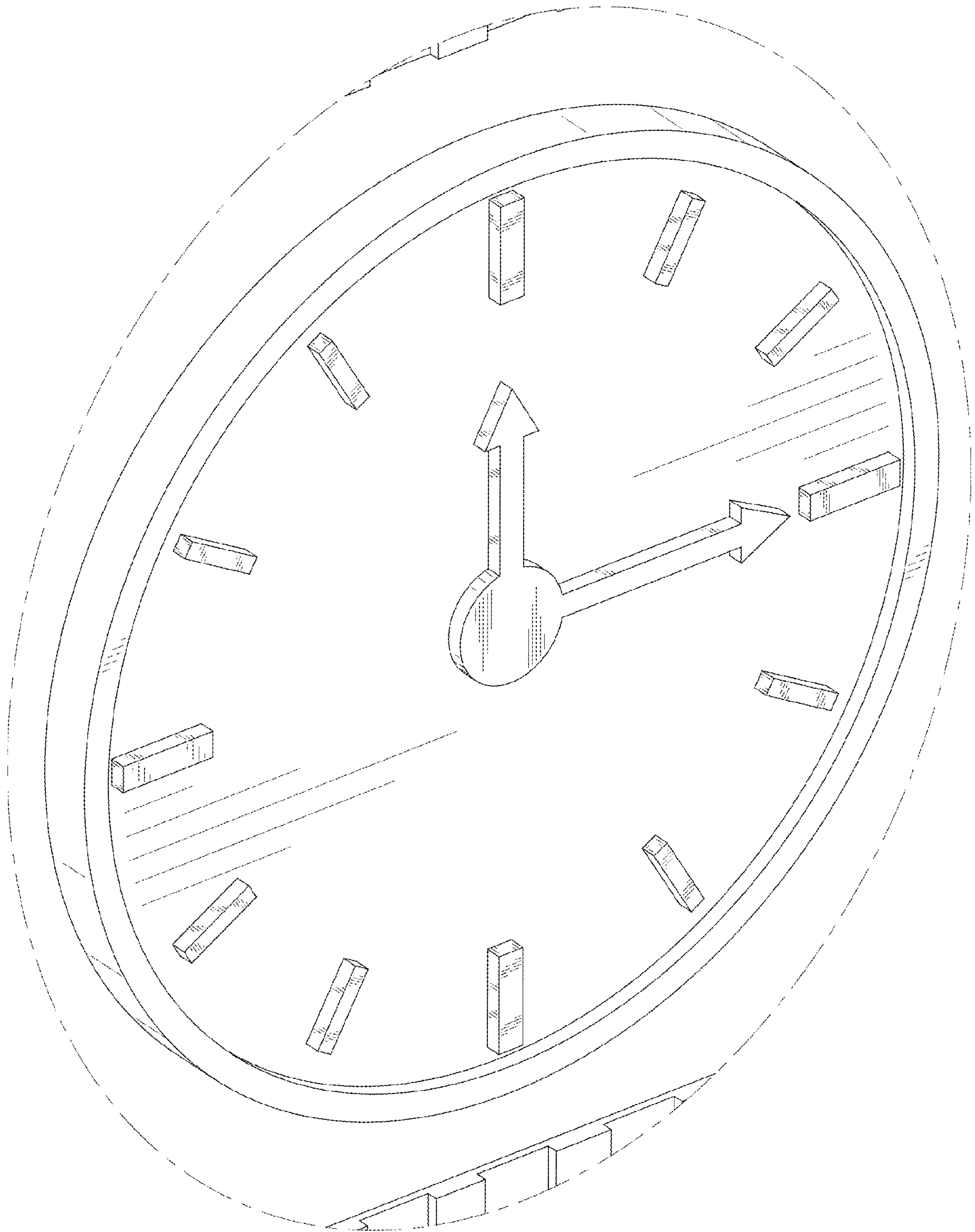


FIG. 9