

US00D967473S

(12) **United States Design Patent**
Lin

(10) **Patent No.:** **US D967,473 S**

(45) **Date of Patent:** **** Oct. 18, 2022**

(54) **AUTOMOBILE HEADLIGHT**

(71) Applicant: **Chi-Chung Lin**, Hsinchu (TW)

(72) Inventor: **Chi-Chung Lin**, Hsinchu (TW)

(**) Term: **15 Years**

(21) Appl. No.: **29/738,880**

(22) Filed: **Jun. 19, 2020**

(51) **LOC (13) Cl.** **26-06**

(52) **U.S. Cl.**
USPC **D26/28**

(58) **Field of Classification Search**
USPC D26/28, 29, 30, 31, 32, 33, 34, 35, 36
CPC ... F21V 35/00; F21V 14/01; F21F 8/00; F21S
41/00; B65D 41/04
See application file for complete search history.

(56) **References Cited**

U.S. PATENT DOCUMENTS

D714,979 S	*	10/2014	Lai	D26/28
D743,064 S	*	11/2015	Lai	D26/28
D835,312 S	*	12/2018	Yang	D26/28
D842,503 S		3/2019	Yang		

D869,027 S	*	12/2019	Zipfel	D26/28
D892,369 S	*	8/2020	Lin	D26/28
D899,641 S	*	10/2020	He	D26/28
D900,359 S	*	10/2020	He	D26/28
D919,842 S	*	5/2021	Lin	D26/28
D919,856 S	*	5/2021	Kaoud	D26/28
D933,271 S	*	10/2021	Yang	D26/28

* cited by examiner

Primary Examiner — Leanne Was-Englehart
(74) *Attorney, Agent, or Firm* — Alexander Chen, Esq.


(57) **CLAIM**

The ornamental design for an automobile headlight, as shown and described.

DESCRIPTION

FIG. 1 is a perspective view of an automobile headlight; FIG. 2 is a side view thereof; FIG. 3 is a top view thereof; and, FIG. 4 is a bottom view thereof. The broken lines are included to show environmental structure and depict portions of the automobile headlight that form no part of the claimed design. The drawings and descriptions represent the left side embodiment. The claim is also for a mirror image right side embodiment.

1 Claim, 4 Drawing Sheets



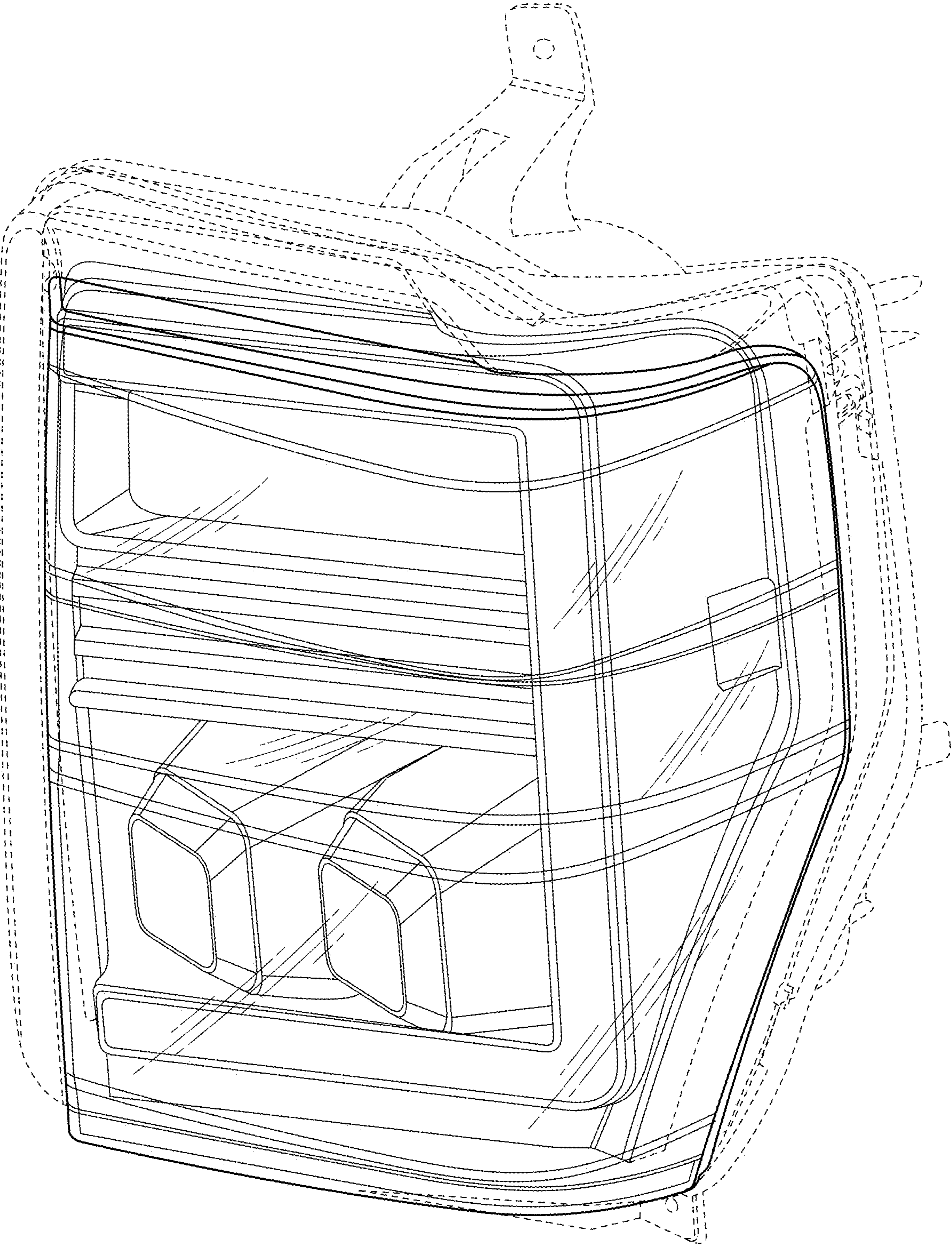


FIG. 1

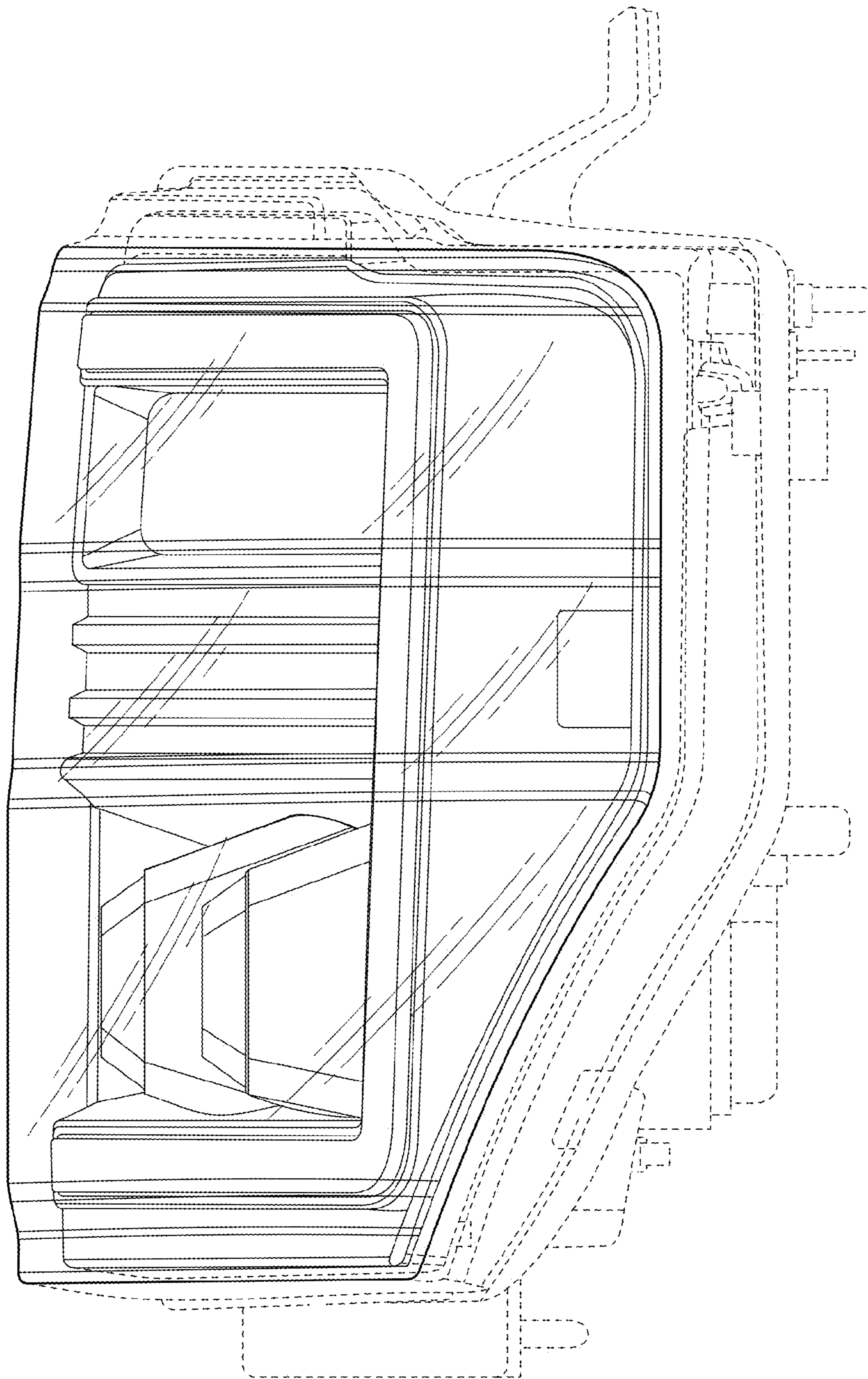


Fig. 2

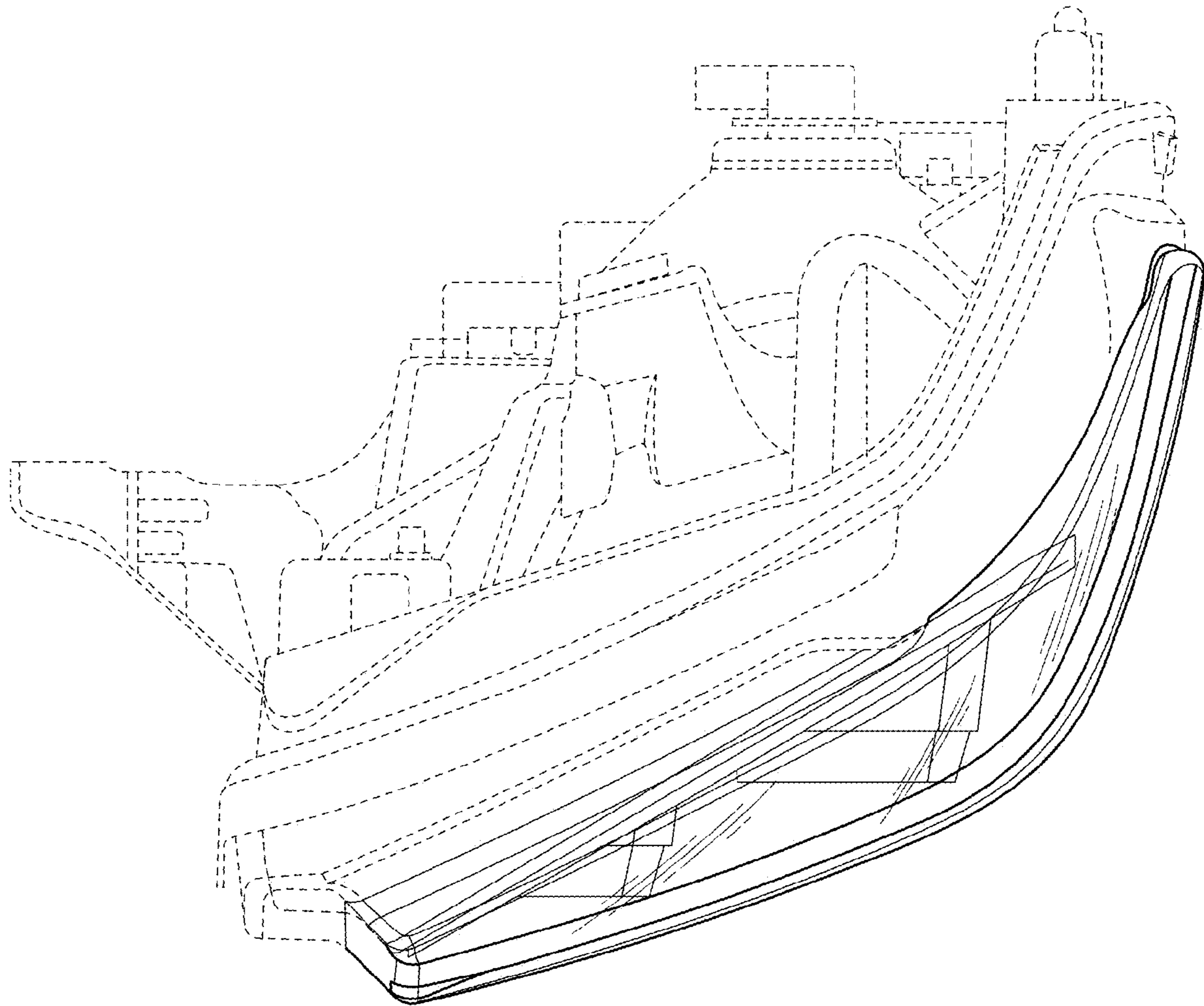


Fig. 3

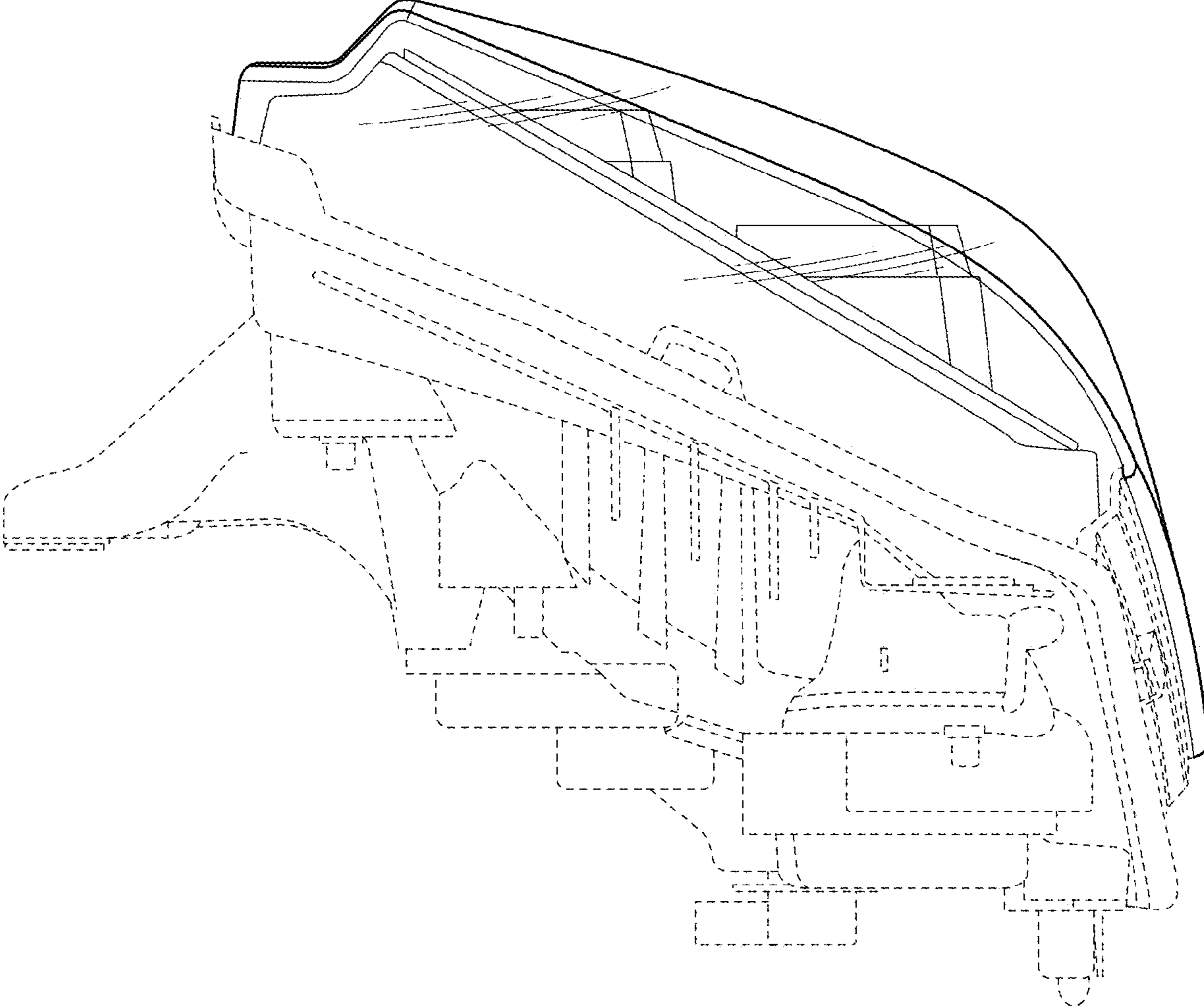


Fig. 4