



US00D967470S

(12) **United States Design Patent**
Zhu

(10) **Patent No.:** **US D967,470 S**
(45) **Date of Patent:** **** Oct. 18, 2022**

(54) **LIGHT STRING WITH REMOTE CONTROL**

(71) Applicant: **Kejian Zhu**, Linhai (CN)

(72) Inventor: **Kejian Zhu**, Linhai (CN)

(**) Term: **15 Years**

(21) Appl. No.: **29/804,680**

(22) Filed: **Aug. 23, 2021**

(51) **LOC (13) Cl.** **26-04**

(52) **U.S. Cl.**
USPC **D26/25**

(58) **Field of Classification Search**

USPC D26/1, 2, 24, 25, 27, 11, 118; D11/121,
D11/125, 130; D14/218
CPC F21S 4/00; F21S 4/10; F21S 4/15; F21S
4/20; F21K 9/00; F21W 2121/00; F21W
2121/04

See application file for complete search history.

(56) **References Cited**

U.S. PATENT DOCUMENTS

D439,991 S *	4/2001	Wong	D11/117
D498,171 S	11/2004	Webster		
D778,468 S	2/2017	van der Lande		
D811,373 S *	2/2018	Lee	D14/218
D880,022 S *	3/2020	Gong	D26/25
D889,696 S *	7/2020	Cao	D26/25
D908,933 S *	1/2021	Wu	D26/25
D910,216 S *	2/2021	Liu	D26/25

(Continued)

OTHER PUBLICATIONS

Maggift 304 LED Curtain String Lights, Nov. 14, 2020, Amazon.in, site visited Aug. 26, 2022, url: <https://www.amazon.in/dp/B07WTWFCVX> (Year: 2020).*

(Continued)

Primary Examiner — T Chase Nelson
Assistant Examiner — Rachel Wolfe

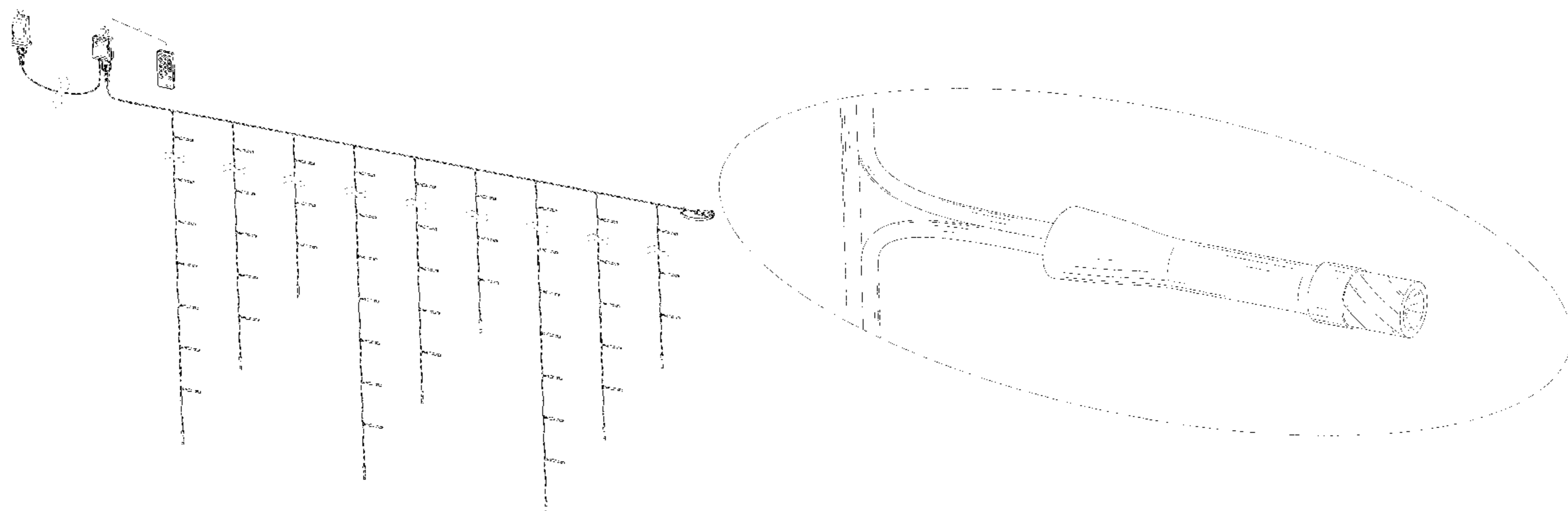
(57) **CLAIM**

The ornamental design for a light string with remote control, as shown and described.

DESCRIPTION

FIG. 1 is an enlarged perspective view of the remote control of a light string with remote control showing my new design shown separately for ease of illustration; FIG. 2 is another perspective view thereof; FIG. 3 is a front elevational view thereof; FIG. 4 is a rear elevational view thereof; FIG. 5 is a left side elevational view thereof; FIG. 6 is a right side elevational view thereof; FIG. 7 is a top plan view thereof; FIG. 8 is a bottom plan view thereof; FIG. 9 is an exploded perspective view of the light string of the light string with remote control shown separately for ease of illustration. FIG. 10 is another exploded perspective view thereof; FIG. 11 is a front elevational view thereof; FIG. 12 is a rear elevational view thereof; FIG. 13 is a left side elevational view thereof; FIG. 14 is a right side elevational view thereof; FIG. 15 is a top plan view thereof; FIG. 16 is a bottom plan view thereof; FIG. 17 is a perspective view of the light string with remote control where the remote control is shown with the light string; and, FIG. 18 is an enlarged view of portion 18 shown in FIG. 9. The light string is shown with symbolic breaks in its length, and the appearance of any portion of the light string between the break lines forms no part of the claimed design. The dash-dash broken lines in the drawings depict portions of the light string with remote control that form no part of the claimed design. The dot-dash broken lines represent boundaries of the enlarged portions and form no part of the claimed design.

1 Claim, 18 Drawing Sheets



(56)

References Cited

U.S. PATENT DOCUMENTS

D910,889	S	*	2/2021	Zhou	D26/25
D914,253	S	*	3/2021	Kuang	D26/25
D917,083	S	*	4/2021	Zhou	D26/25
D917,741	S	*	4/2021	Kuang	D26/25
D921,936	S	*	6/2021	Zhou	D26/25
D924,448	S	*	7/2021	Zhou	D26/21
D937,449	S	*	11/2021	Quan	D26/25
D938,614	S	*	12/2021	Qu	D25/25
D938,628	S	*	12/2021	Qu	D26/25
D942,968	S	*	2/2022	Maier	D14/218
D947,421	S	*	3/2022	Hu	D26/25
D947,423	S	*	3/2022	Hu	D26/25
D948,088	S	*	4/2022	Liu	D26/25
D951,496	S	*	5/2022	Xiao	D26/25
D952,197	S	*	5/2022	Hu	D26/25
D952,200	S	*	5/2022	Zhou	D11/124
D957,697	S	*	7/2022	Wang	D26/25
D957,698	S	*	7/2022	Wang	D26/25

OTHER PUBLICATIONS

Toodour Icicle Christmas Lights, Oct. 9, 2020, Amazon.com, site visited Aug. 26, 2022, url: <https://www.amazon.com/dp/B087N5761G?th=1> (Year: 2020).*

Brizled Icicle Lights, May 10, 2020, Amazon.com, site visited Aug. 23, 2022, url: <https://www.amazon.com/dp/B088FB4B3V/?th=1> (Year: 2020).*

* cited by examiner




FIG. 1

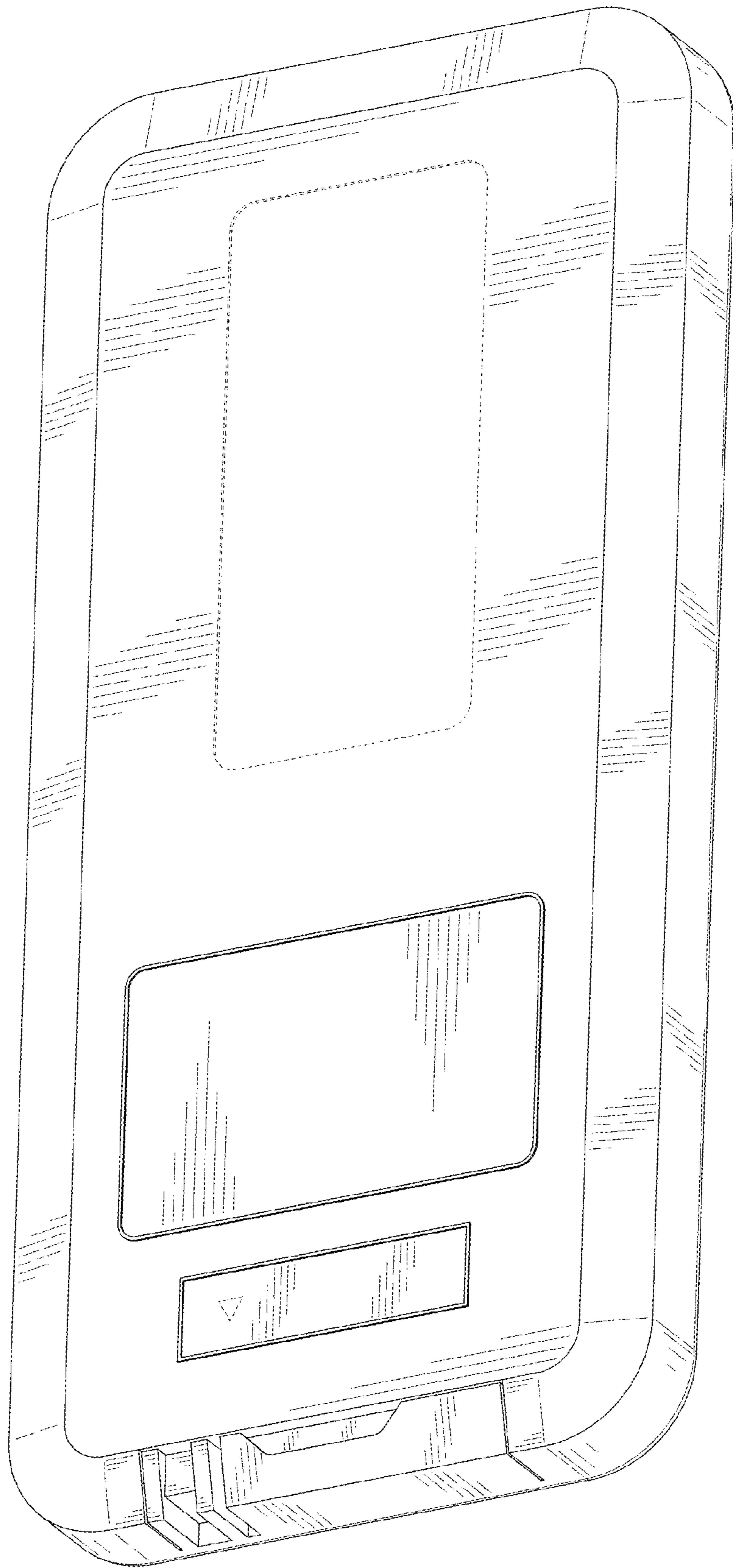


FIG. 2




FIG. 3

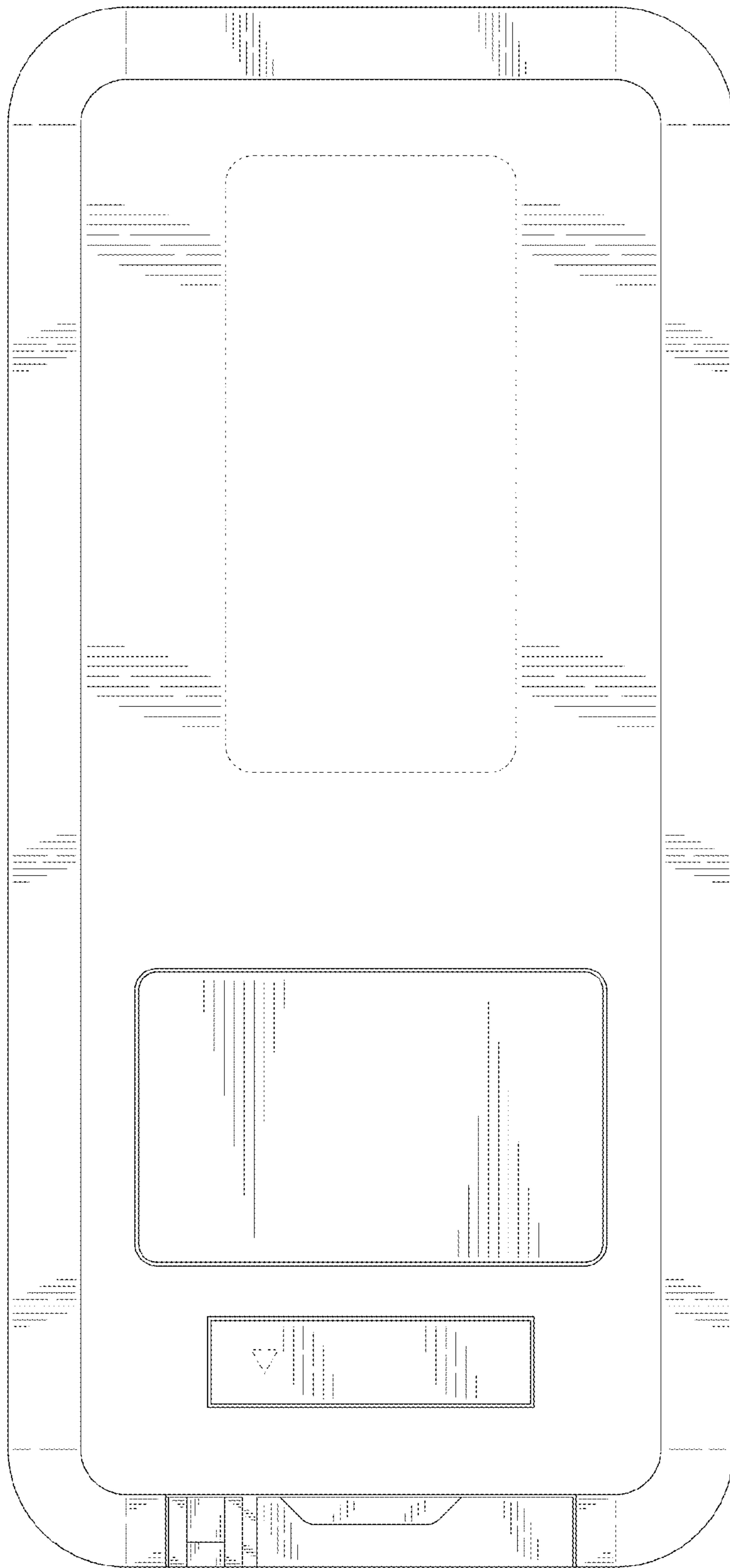


FIG. 4




FIG. 5

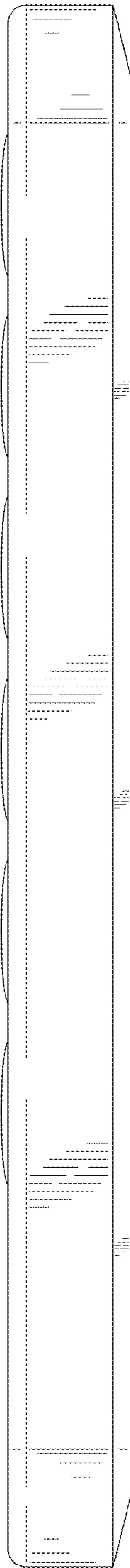


FIG. 6

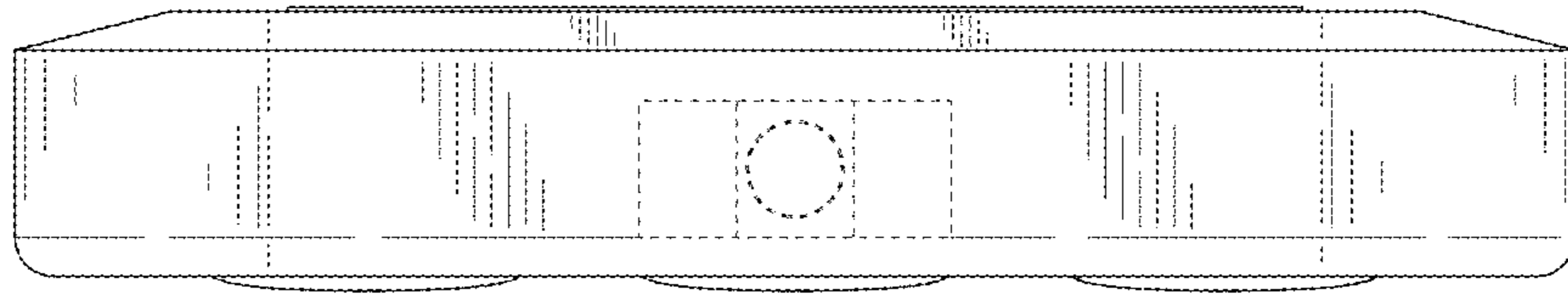


FIG. 7

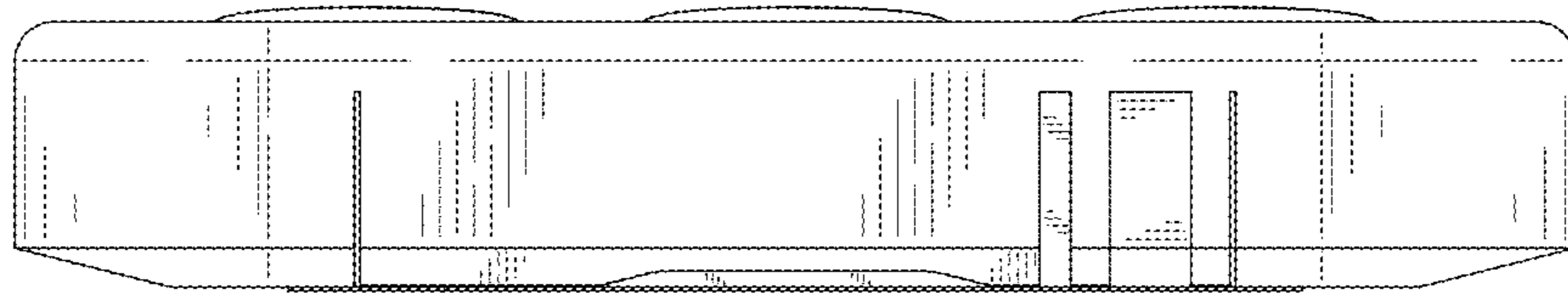


FIG. 8

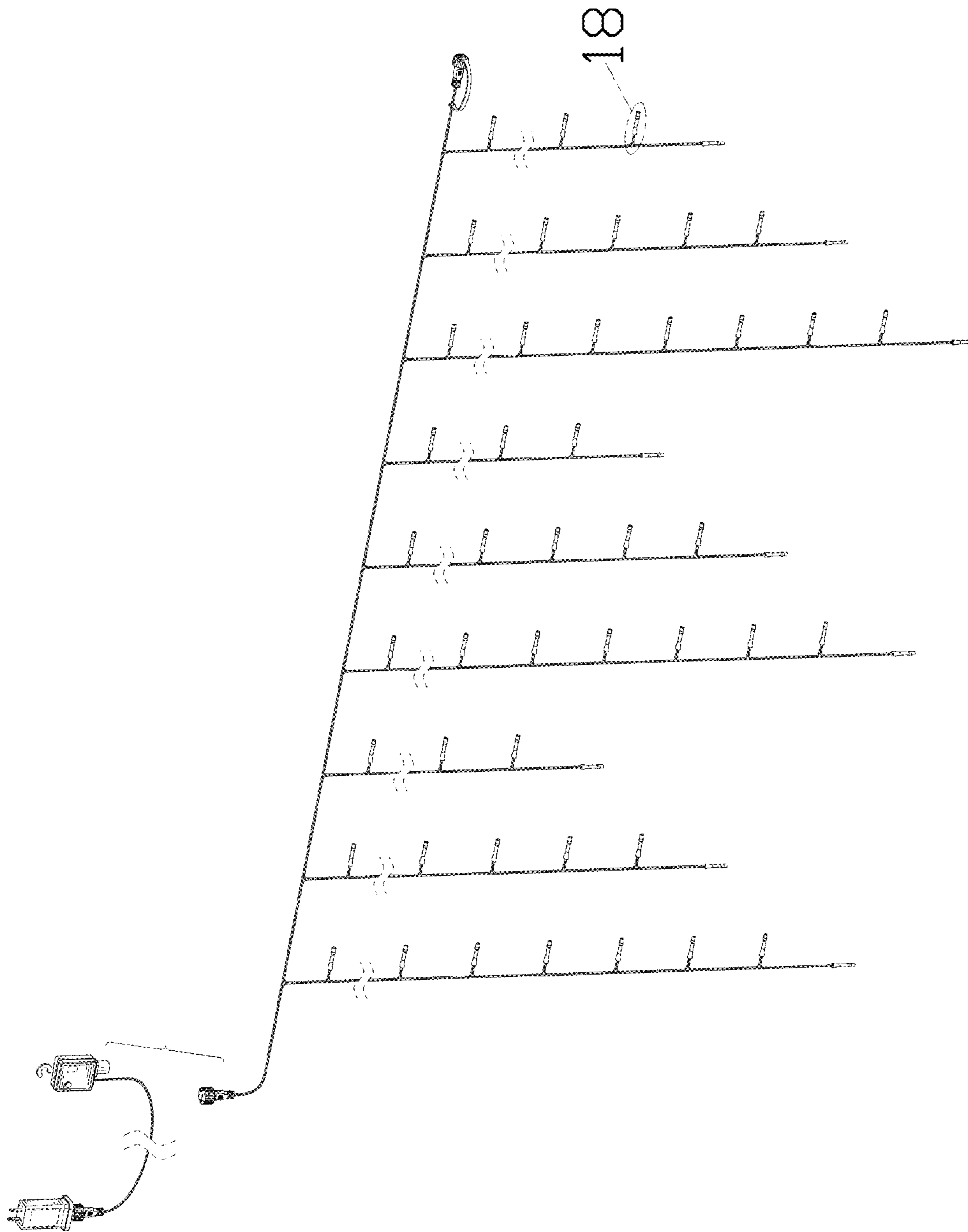


FIG. 9

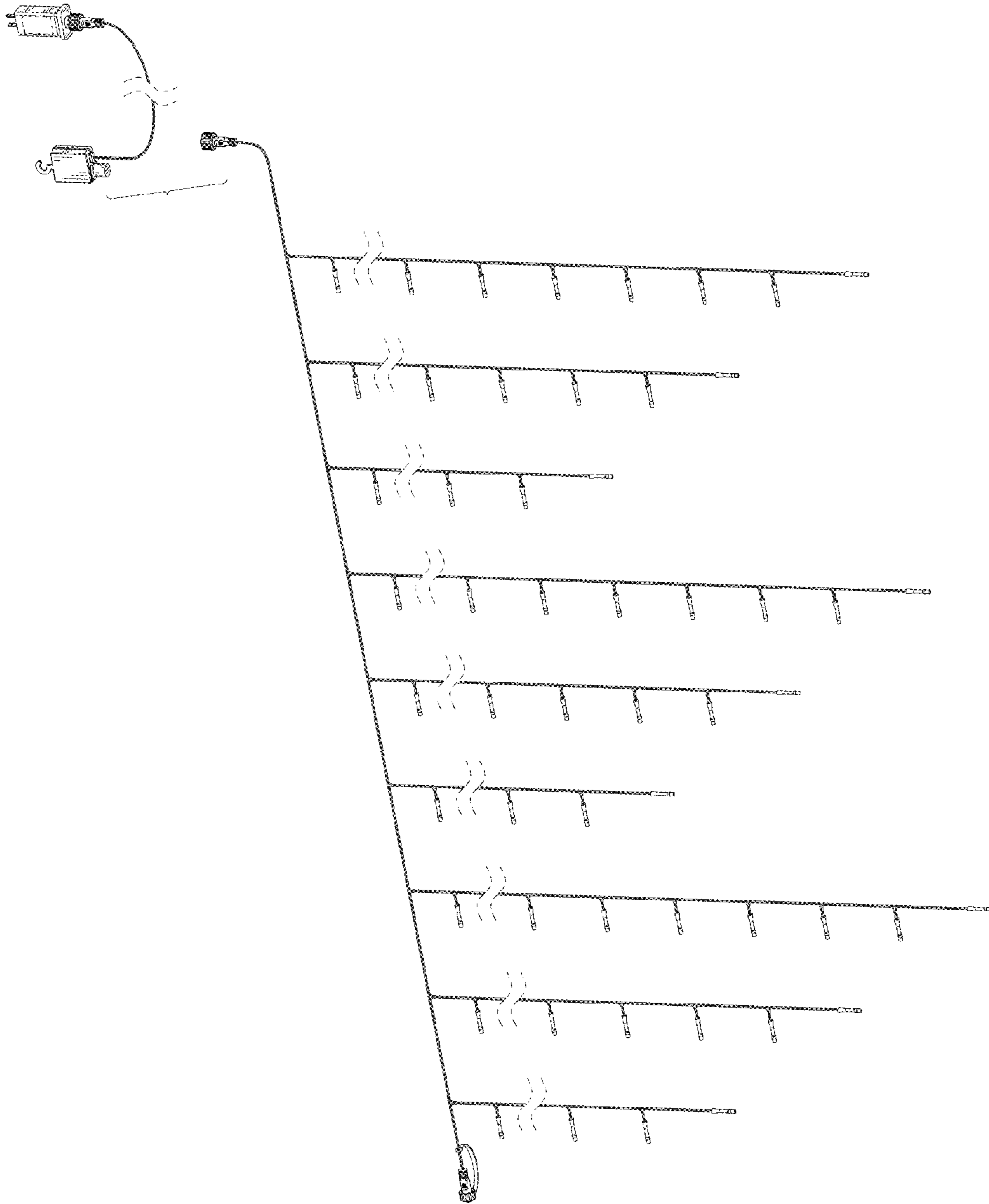


FIG. 10

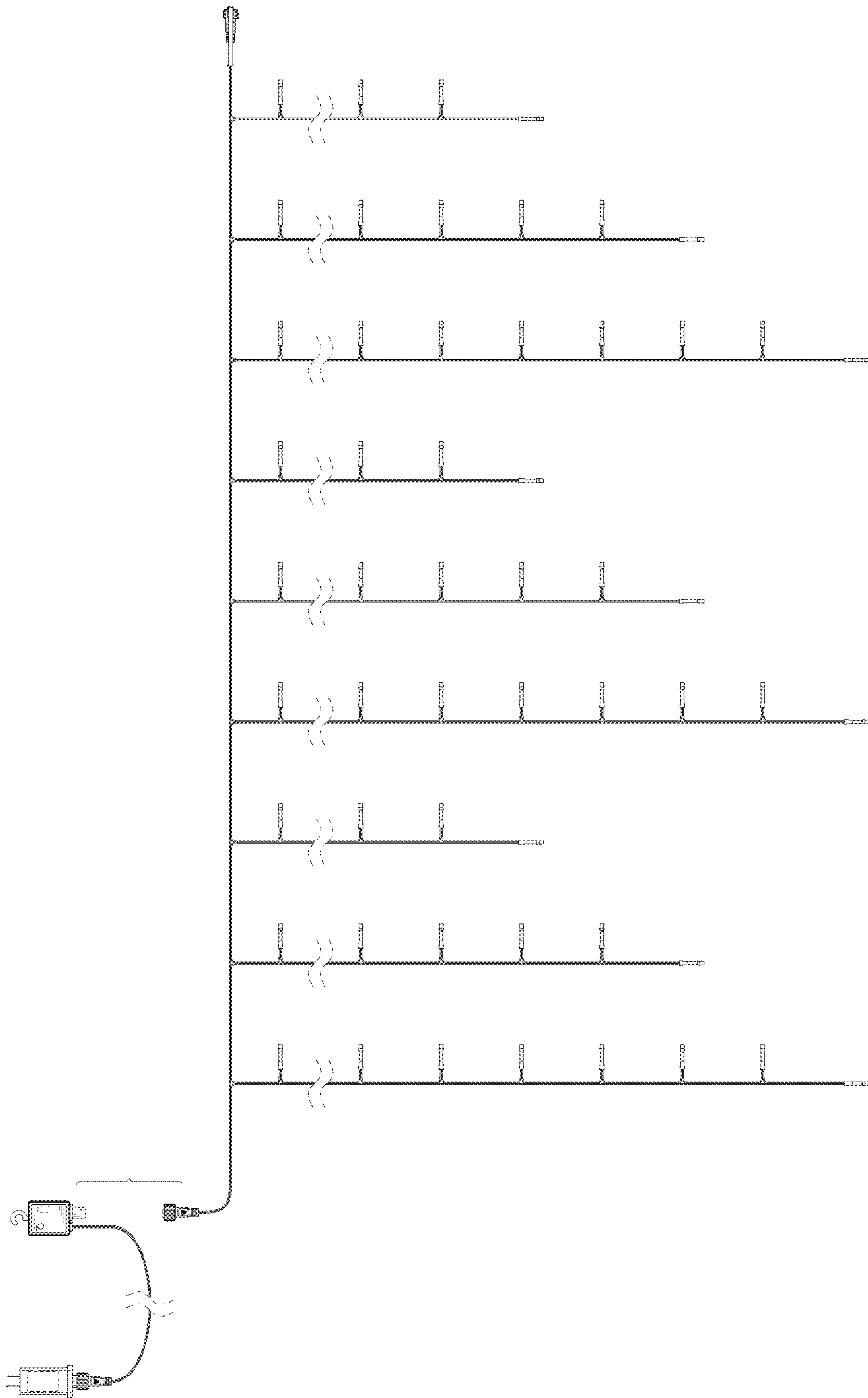


FIG. 11

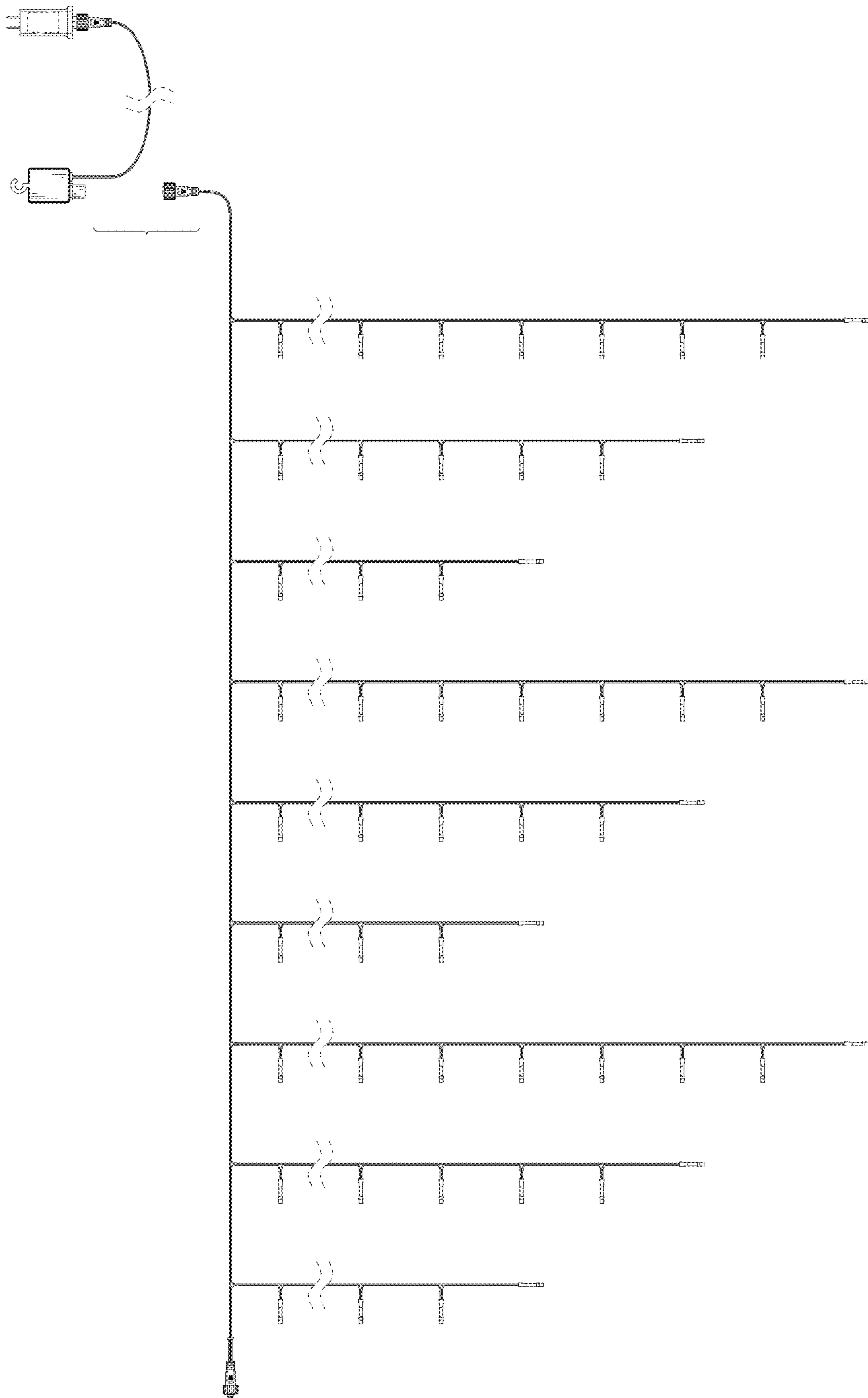


FIG. 12

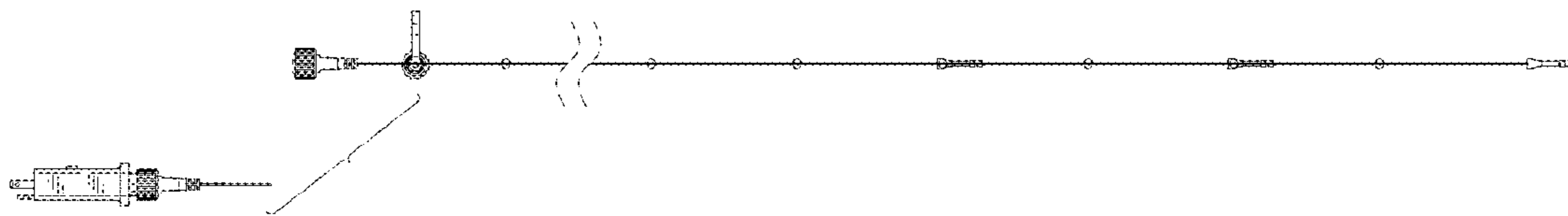


FIG. 13

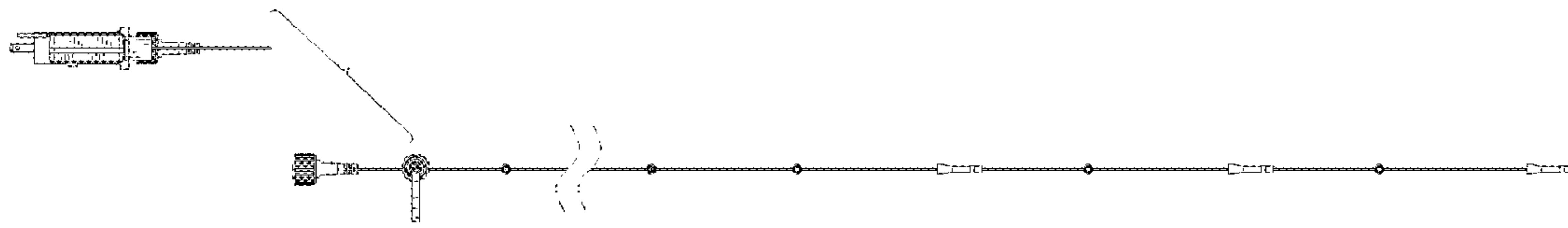


FIG. 14




FIG. 15

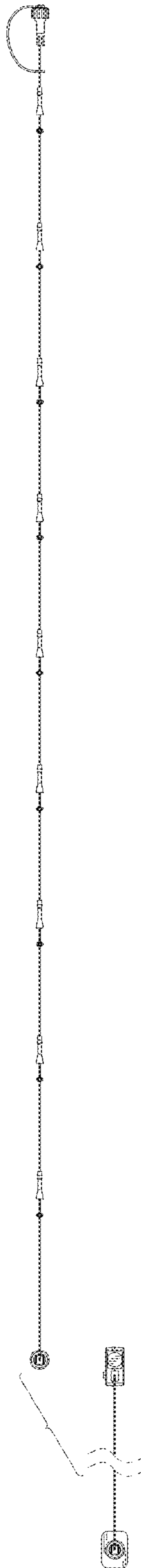


FIG. 16

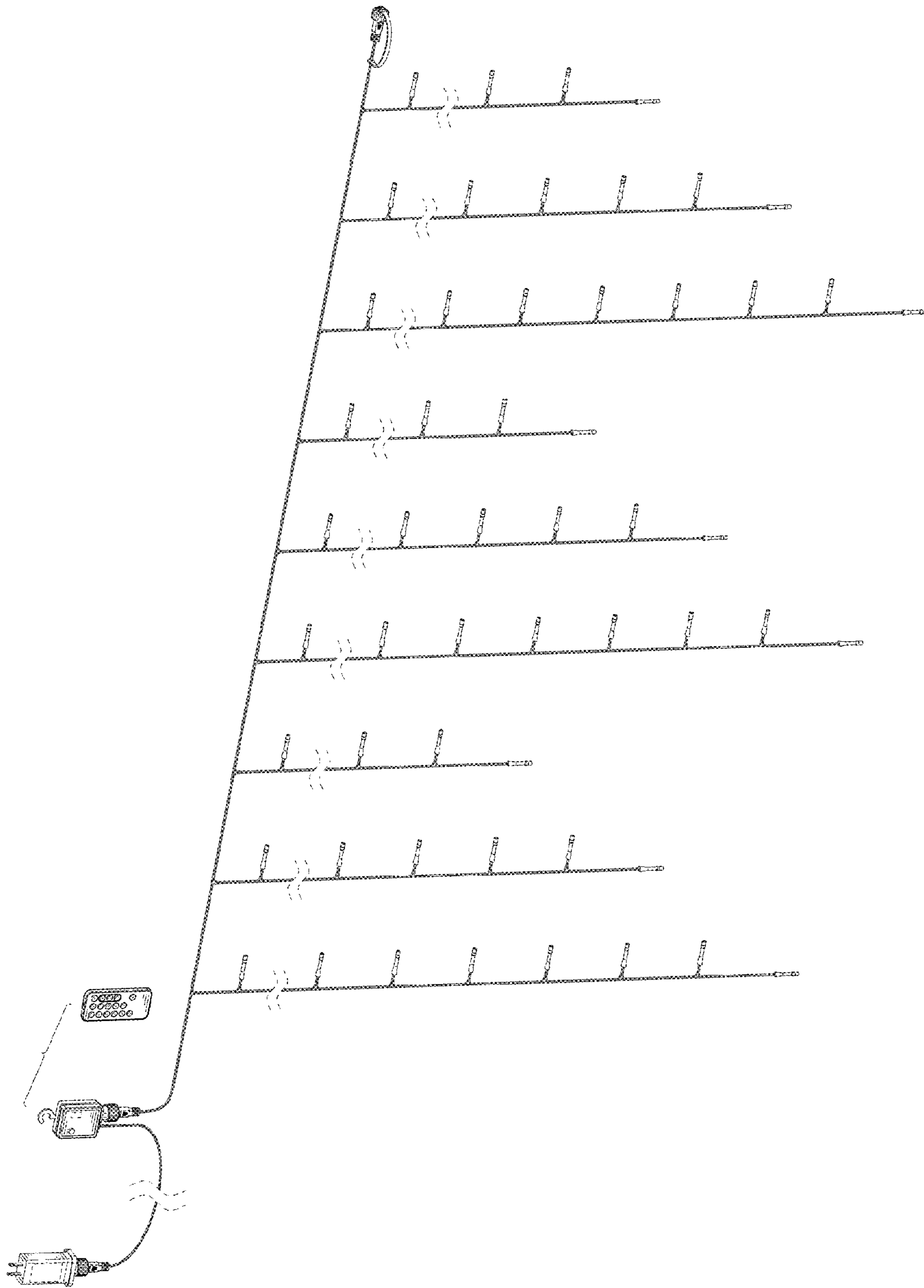


FIG. 17

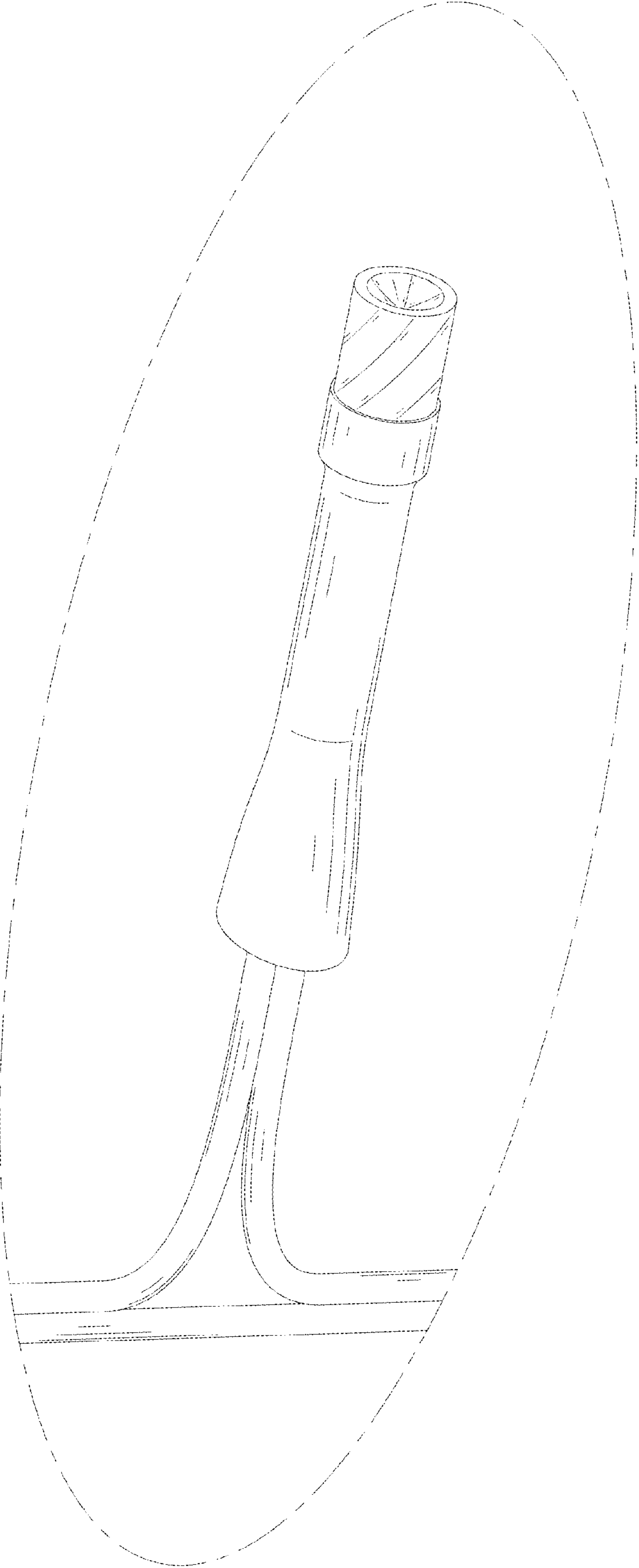


FIG. 18