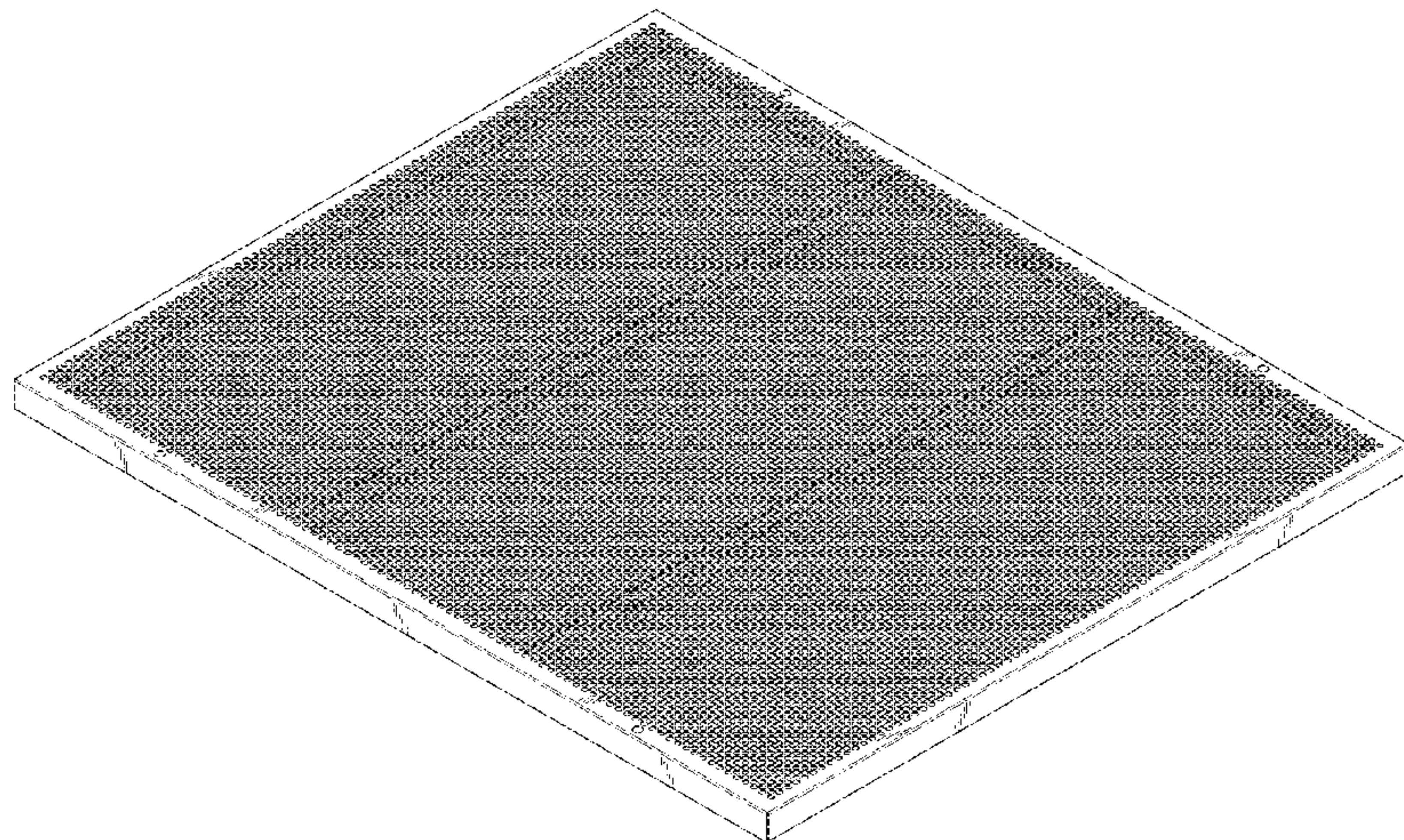


US00D967465S

(12) **United States Design Patent** (10) **Patent No.:** **US D967,465 S**
Rollins et al. (45) **Date of Patent:** **** Oct. 18, 2022**

- (54) **PERFORATED DECKING** D187,494 S * 3/1960 Blum D25/48.8
 3,093,216 A 6/1963 Dunham
 3,196,812 A 7/1965 Jacques
 3,323,656 A 6/1967 Weiss et al.
 3,556,306 A 1/1971 Shell
 3,643,607 A 2/1972 MacKenzie
 3,814,034 A 6/1974 Seiz
 3,900,112 A 8/1975 Azzi
 3,986,462 A * 10/1976 Heft A47B 96/02
 211/188
 3,986,616 A 10/1976 Gray
 4,078,664 A 3/1978 McConnell
 4,372,451 A 2/1983 Rasmussen et al.
 4,496,037 A 1/1985 Spamer
 4,519,508 A 5/1985 Gullett et al.
 4,535,898 A 8/1985 Jones et al.
 4,832,209 A 5/1989 Schaefer
 4,923,070 A 5/1990 Jackle et al.
 5,011,031 A 4/1991 Konstant
 5,121,681 A 6/1992 Chang
 5,160,051 A 11/1992 Bustos
 5,181,523 A 1/1993 Wendelborn
 5,383,409 A 1/1995 Hayakawa
 5,489,031 A 2/1996 Carroll
 5,577,623 A 11/1996 Bustos
 D385,132 S * 10/1997 Sagol D6/675.1
 5,709,158 A * 1/1998 Wareheim A47B 87/0246
 211/188
 5,718,441 A 2/1998 Kern et al.
 5,769,249 A 6/1998 Lascara
 5,816,173 A 10/1998 Warneford
 6,039,192 A 3/2000 Hollander
 6,050,428 A 4/2000 Hollander
 6,079,339 A * 6/2000 Houk, Jr. A47B 87/0223
 211/186
 6,132,158 A 10/2000 Pfeiffer et al.
 6,173,658 B1 1/2001 Moberg
 6,290,077 B2 9/2001 Sosso
 6,401,944 B1 6/2002 Kircher et al.
 D493,047 S * 7/2004 Moon D6/675.1
 D496,546 S * 9/2004 Moon D6/675.1
 6,799,689 B2 10/2004 Langtry
 D499,189 S * 11/2004 Collison D25/157
 D502,271 S * 2/2005 Stensrud D25/61
 6,871,747 B2 3/2005 Bustos
 6,997,112 B2 2/2006 Nishizaki et al.
 7,156,243 B2 1/2007 Henning et al.
 7,357,262 B2 4/2008 Fratilla
 D602,712 S * 10/2009 Ho D6/675.2
 7,810,438 B2 10/2010 Ryberg
 7,815,060 B2 10/2010 Iellimo
 7,913,629 B2 3/2011 Gordon
 7,918,516 B2 4/2011 Decker et al.
- (71) Applicant: **Nashville Wire Products Manufacturing Company, LLC**,
Nashville, TN (US)
- (72) Inventors: **Phillip Kent Rollins**, Nashville, TN (US); **Randall Louis Berg**,
Murfreesboro, TN (US)
- (73) Assignee: **Nashville Wire Products Manufacturing Company, LLC**,
Nashville, TN (US)
- (**) Term: **15 Years**
- (21) Appl. No.: **29/731,365**
- (22) Filed: **Apr. 14, 2020**
- (51) **LOC (13) Cl.** **06-06**
- (52) **U.S. Cl.**
USPC **D25/152; D6/705.7**
- (58) **Field of Classification Search**
USPC D6/672, 673, 675, 675.1, 675.2, 702,
D6/705, 705.7; D25/62, 63, 66, 68, 69,
D25/138, 153, 156, 157, 158, 160, 163
CPC A47B 47/02; A47B 47/0066; A47B 96/00;
A47B 96/02; A47B 96/021; A47B
87/0223; A47B 87/0246; A47B 87/0261;
B65G 1/08
See application file for complete search history.
- (56) **References Cited**
U.S. PATENT DOCUMENTS
1,215,235 A * 2/1917 Atwood E04F 13/04
D25/69
1,409,092 A 3/1922 Goldfield
D103,817 S * 3/1937 Fitzgerald D25/48.8
2,121,269 A 6/1938 Sisson
2,381,608 A 8/1945 Leyerle
2,486,563 A * 11/1949 Jorgensen E04B 9/0485
165/53
2,570,326 A 10/1951 De Angelis
D183,566 S * 9/1958 Gleaves et al. D25/158



D668,359	S	*	10/2012	Curtin	D25/155
8,302,788	B2		11/2012	Vargo et al.		
D683,160	S	*	5/2013	Williams	D6/675.1
8,443,992	B2		5/2013	Lawson et al.		
D685,927	S	*	7/2013	Kim	D25/155
D687,575	S	*	8/2013	Kim	D25/155
D693,493	S	*	11/2013	Kim	D25/155
8,899,162	B2		12/2014	Chikkakalbalu		
8,919,585	B2		12/2014	Trover		
9,027,767	B2		5/2015	Buckley et al.		
D736,353	S	*	8/2015	Lucas	D23/261
D740,450	S	*	10/2015	Frith	D25/152
9,215,926	B1		12/2015	Offerman		
D748,818	S	*	2/2016	Shen	D25/48.8
D754,404	S	*	4/2016	Jansen	D30/119
9,375,102	B2		6/2016	Troyner et al.		
9,376,809	B1		6/2016	Trover		
9,386,855	B2		7/2016	Sabounjian		
D775,883	S	*	1/2017	Mason	D6/705
D804,864	S	*	12/2017	Hsu	D6/675.1
10,123,617	B2	*	11/2018	Rollins	A47B 96/021
D848,190	S	*	5/2019	Ni	D6/705.7
10,377,569	B1	*	8/2019	Rollins	A47F 1/12
D880,726	S	*	4/2020	Shen	D25/48.8
D907,809	S	*	1/2021	Burke	D25/48.8
D914,409	S	*	3/2021	Xu	D6/675.2
D929,615	S	*	8/2021	Galbraith	D25/158
D934,451	S	*	10/2021	Jury	D25/66
D939,254	S	*	12/2021	Huang	D6/675.2
D943,771	S	*	2/2022	Burke	D25/48.8
2007/0034583	A1		2/2007	Henning et al.		
2008/0169256	A1		7/2008	Shetler		
2010/0077781	A1		4/2010	Decker et al.		
2012/0000871	A1		1/2012	Troyner et al.		
2012/0031864	A1	*	2/2012	Wasson	A47B 96/021 211/134
2012/0067838	A1		3/2012	Lawson et al.		
2014/0116973	A1		5/2014	Buckley et al.		
2015/0090683	A1		4/2015	Sabounjian		
2016/0220018	A1		8/2016	Hanlon		
2017/0042329	A1		2/2017	Rollins et al.		
2022/0015540	A1	*	1/2022	Roach	A47B 96/02

FOREIGN PATENT DOCUMENTS

CN	3366156	*	5/2004
CN	300959213	*	7/2009
EP	761134	A1	3/1997
JP	D1068431	*	4/2000
JP	D1081040	*	7/2000
JP	D1226136	*	12/2004
KR	300834716.0000	*	1/2016
KR	301048374.0000	*	3/2020
WO	2008029019	A1	3/2008

OTHER PUBLICATIONS

Nashville Wire Perforated Deck <https://www.nashvillewire.com/materials/perforated-deck/> uploaded Oct. 2017 (Year: 2017).*

Spacefile Perforated Shelving Options <https://spacefile.com/portfolio/perforated/> Apr. 24, 2013 (Year: 2013).*

PL_catalogue_EN_2015_complete https://www.perfolinea.eu/storage/app/media/Catalogues%20for%20download/EN/PL_catalogue_EN_2015_complete.pdf 2015 (Year: 2015).*

Round Hole Perforated Metal Fabrication & Finishes https://gratingpacific.com/product_tab/round-hole-perforated-metal-fabrication-finishes/?product=2901 Mar. 2020 (Year: 2020).*

Azo Materials <https://www.azom.com/article.aspx?ArticleID=1469> Jun. 17, 2002 (Year: 2002).*

Ex. A—Nashville Wire Products—Perforated Deck—brochure (2 pages) (undated).

Ex. B—Nashville Wire Products—Perforated Decking—brochure (1 page) (2015).
 Ex. C—Tri-Boro—brochure (1 page) (undated).
 Ex. D—Pro Deck 50—brochure (1 page) (undated).
 Ex. E—DACS Punch Desk—brochure (4 pages) (2006).

* cited by examiner

Primary Examiner — Leanne Was-Englehart
 (74) *Attorney, Agent, or Firm* — Lucian Wayne Beavers;
 Patterson Intellectual Property Law, PC

(57) **CLAIM**

What is claimed is the ornamental design for a perforated decking, as shown and described.

DESCRIPTION

FIG. 1 is a front top perspective view showing a first embodiment of the perforated decking of Applicants' invention.

FIG. 2 is a rear bottom perspective view of the perforated decking of FIG. 1.

FIG. 3 is a top plan view of the perforated decking of FIG. 1.

FIG. 4 is a bottom plan view of the perforated decking of FIG. 1.

FIG. 5 is a front elevation view of the perforated decking of FIG. 1, the rear elevation view being an identical mirror image thereto.

FIG. 6 is a right side elevation of the perforated decking of FIG. 1, the left side elevation view being an identical mirror image thereto.

FIG. 7 is an enlarged top plan view of a portion of the upper surface the perforated decking as indicated in the dashed circle of FIG. 3, to more clearly show the pattern of perforations. The evenly spaced dashed line circles depict the limits of the enlarged views and form no part of the claimed design.

FIG. 8 is a front top perspective view showing a second embodiment of the perforated decking of Applicants' invention.

FIG. 9 is a rear bottom perspective view of the perforated decking of FIG. 8.

FIG. 10 is a top plan view of the perforated decking of FIG. 8.

FIG. 11 is a bottom plan view of the perforated decking of FIG. 8.

FIG. 12 is a front elevation view of the perforated decking of FIG. 8, the rear elevation view being an identical mirror image thereto.

FIG. 13 is a right side elevation of the perforated decking of FIG. 8, the left side elevation view being an identical mirror image thereto; and,

FIG. 14 is an enlarged top plan view of a portion of the upper surface the perforated decking as indicated in the dashed circle of FIG. 10, to more clearly show the pattern of perforations. The evenly spaced dashed line circles depict the limits of the enlarged views and form no part of the claimed design.

1 Claim, 12 Drawing Sheets

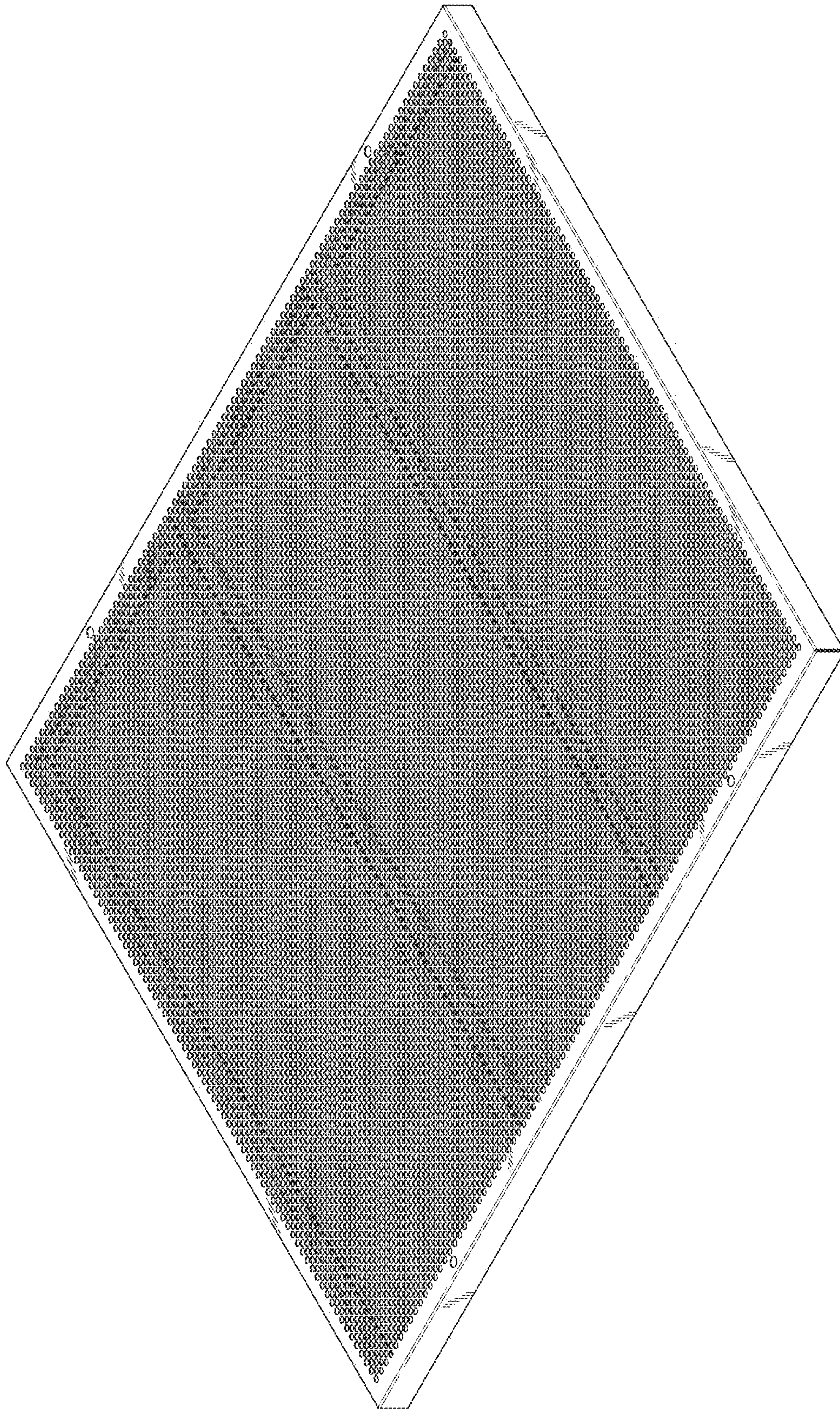


FIG. 1

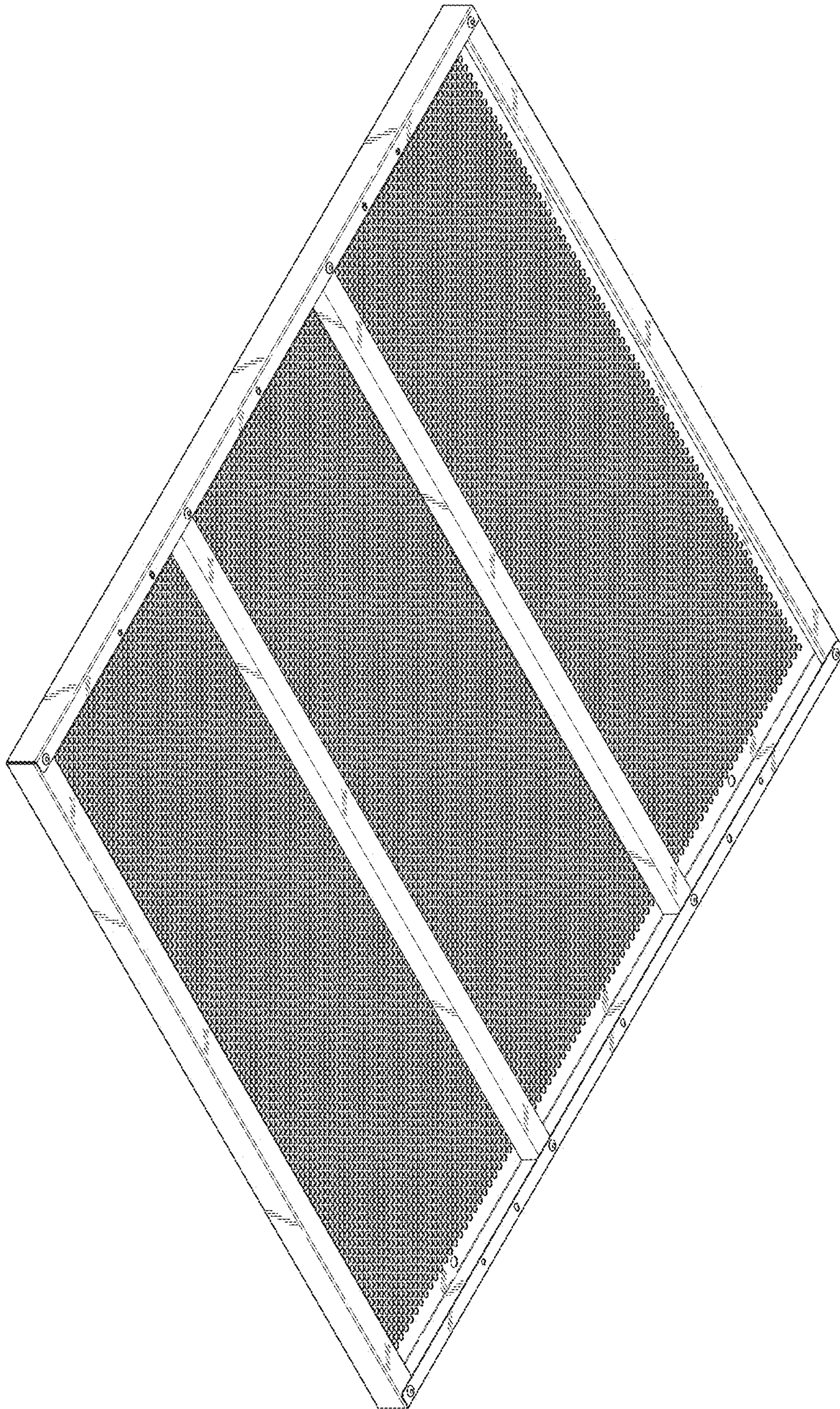



FIG. 2



7--

FIG. 3




FIG. 4



FIG. 5



FIG. 6

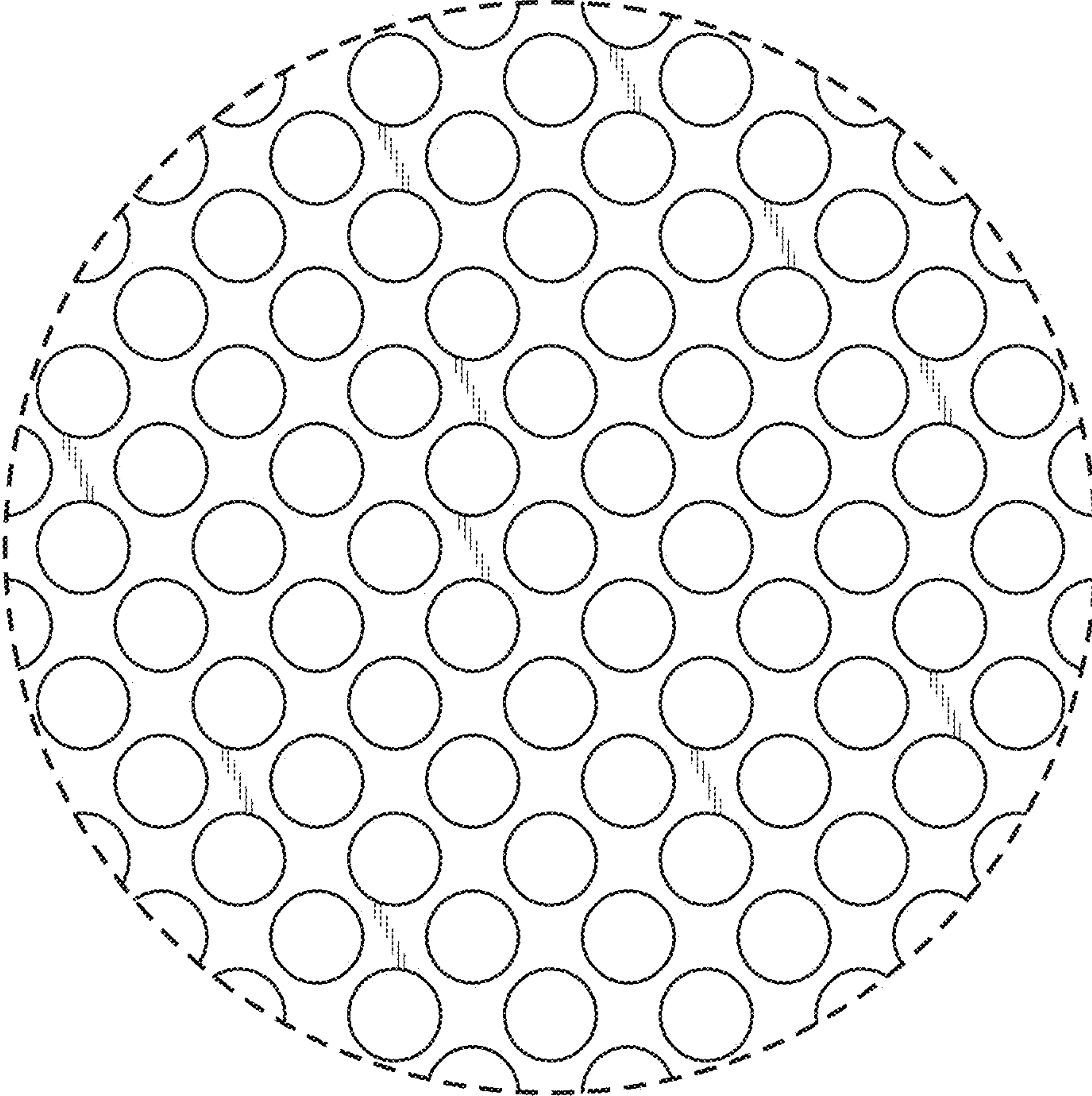


FIG. 7

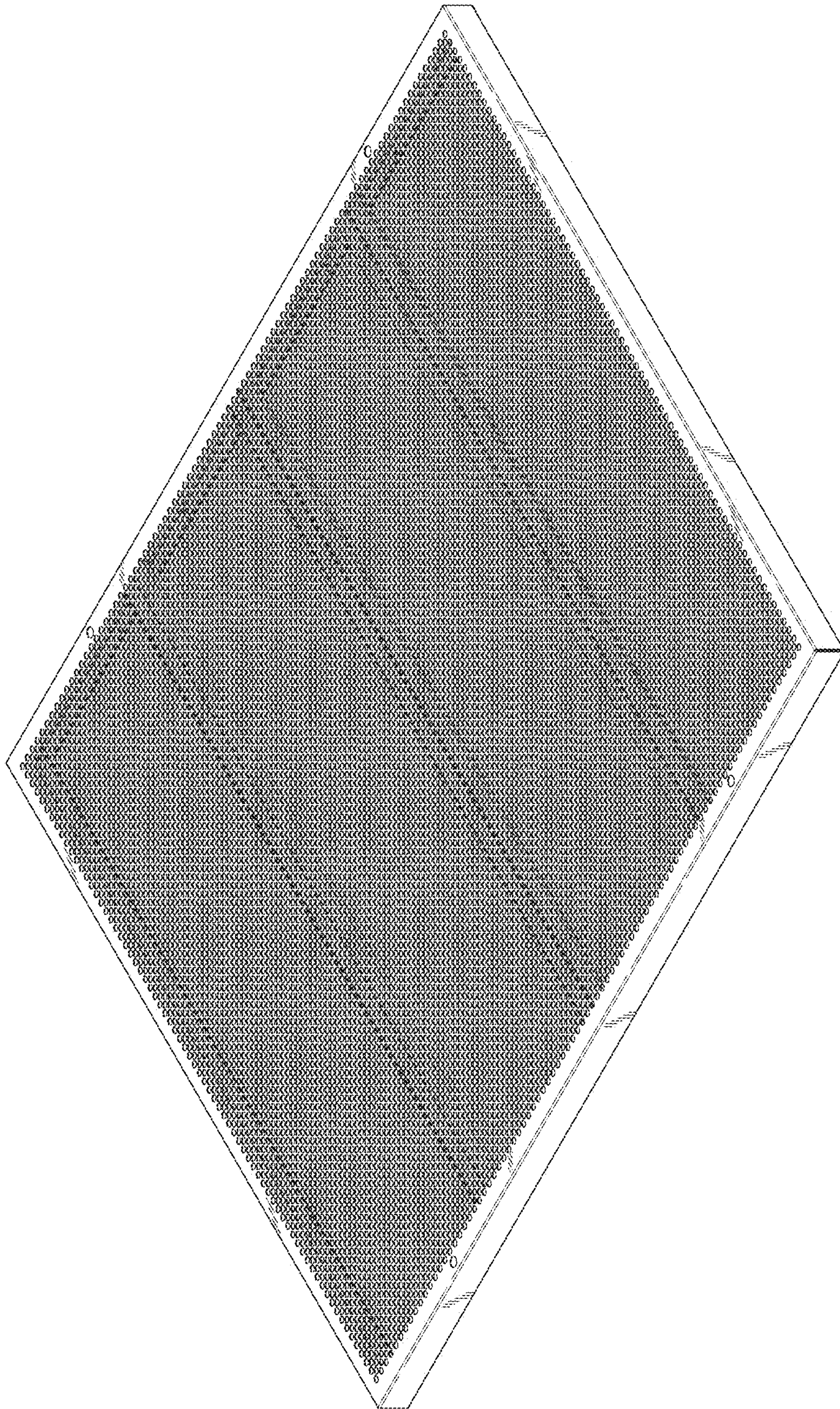


FIG. 8

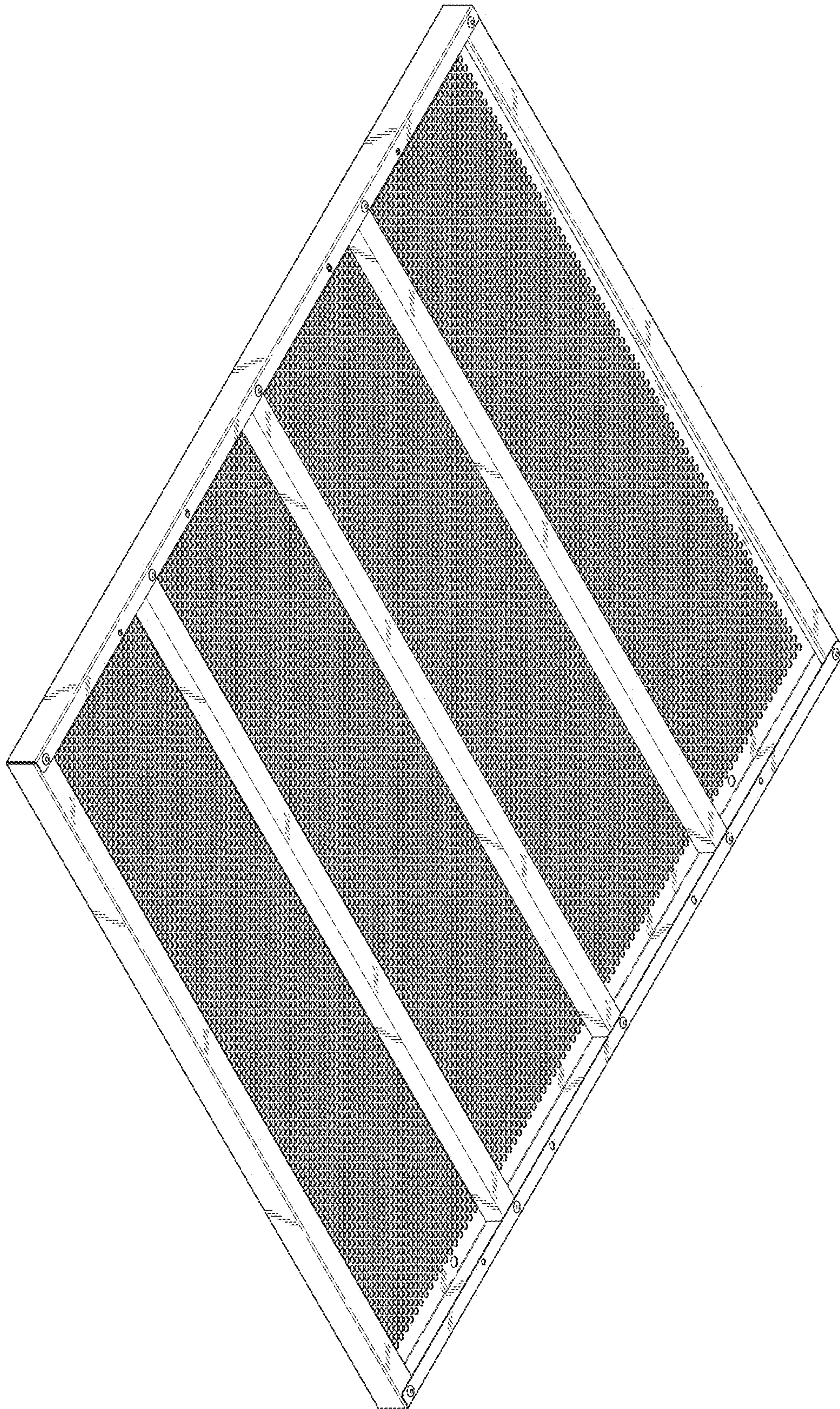


FIG. 9




FIG. 10




FIG. 11

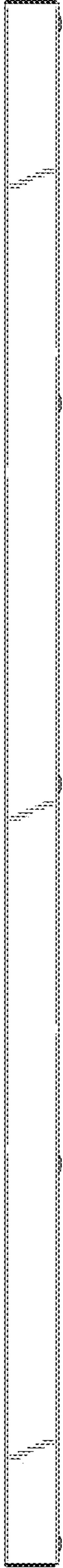


FIG. 12



FIG. 13

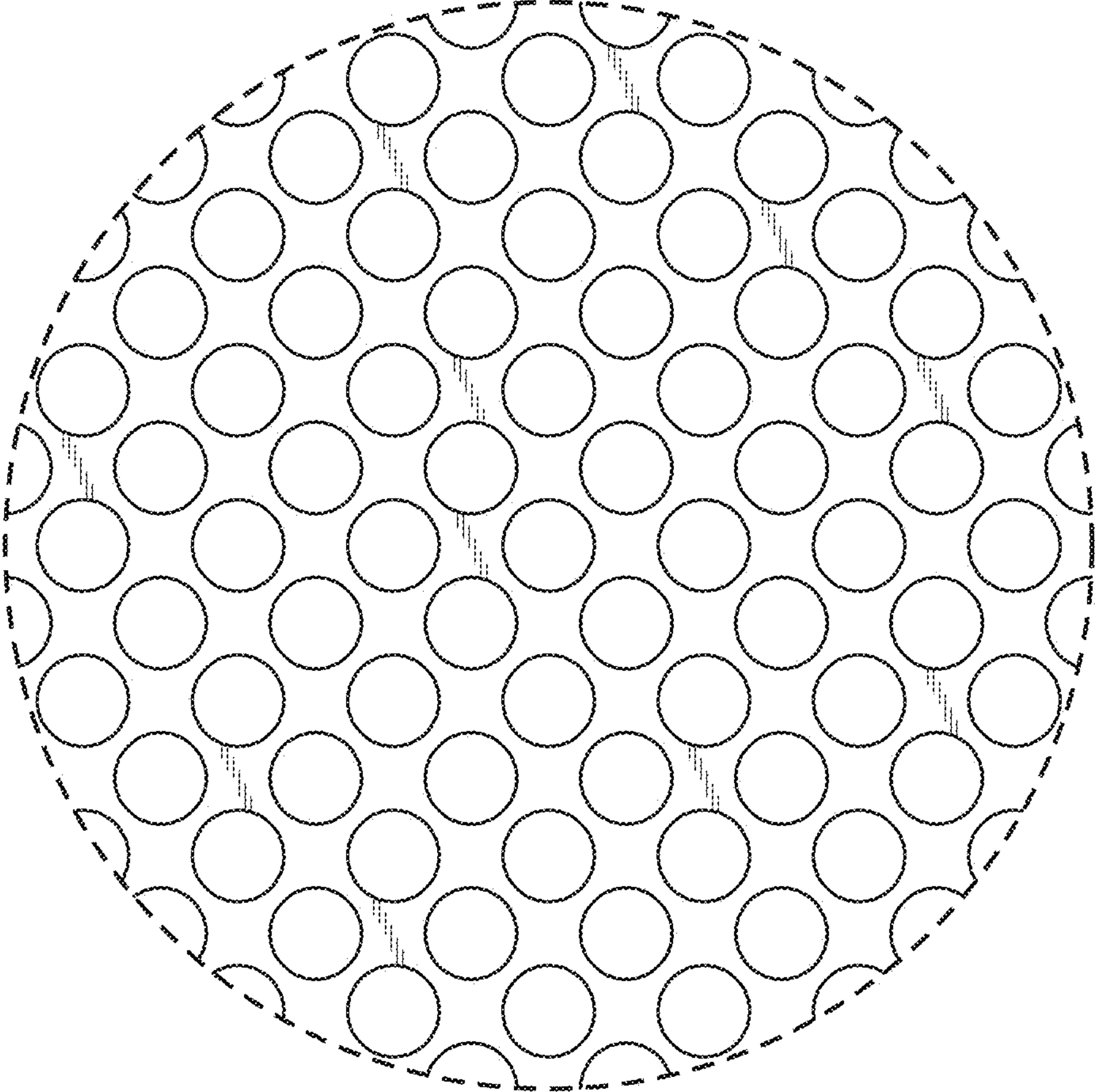


FIG. 14