

US00D967463S

(12) **United States Design Patent** (10) **Patent No.:** **US D967,463 S**
Magin et al. (45) **Date of Patent:** **** Oct. 18, 2022**

(54) **CEILING PANEL SYSTEM**

(71) Applicant: **CERTAINEED CEILINGS CORPORATION**, Malvern, PA (US)

(72) Inventors: **Michael Magin**, Cumming, GA (US); **David A. Bailey**, Norcross, GA (US); **Christopher G. Jones**, Norcross, GA (US); **Samuel Carrillo Lacouture**, Lawrenceville, GA (US); **Michael J. Lembo**, Souderton, PA (US); **Yorgo Lykouria**, London (GB); **James Bennett**, London (GB); **Pierce Brennan**, Peckham (GB)

(**) Term: **15 Years**

(21) Appl. No.: **29/757,562**

(22) Filed: **Nov. 6, 2020**

(51) **LOC (13) Cl.** **25-01**

(52) **U.S. Cl.**
USPC **D25/138**

(58) **Field of Classification Search**
USPC D25/138
CPC . E04B 9/00; E04B 9/003; E04B 9/005; E04B 9/04; E04B 9/0407; E04B 9/0471; E04B 9/22; E04B 9/225; E04B 9/245; E04B 9/247; E04B 9/26; E04B 9/28; E04B 9/345; E04B 9/36

See application file for complete search history.

(56) **References Cited**

U.S. PATENT DOCUMENTS

3,310,924 A * 3/1967 Boynton E04B 2/7407
52/565
4,261,433 A * 4/1981 Propst E04B 1/86
181/286
4,441,282 A * 4/1984 Thual E04B 9/34
248/343
D589,633 S * 3/2009 Mattingly D25/138

D651,325 S * 12/2011 Martin D25/138
D651,728 S * 1/2012 Martin D25/138
2003/0205016 A1* 11/2003 Gulbrandsen E04B 9/30
52/506.06

(Continued)

FOREIGN PATENT DOCUMENTS

CA 2866575 A1 * 9/2013 E04B 9/34
CN 209837434 U 12/2019

(Continued)

OTHER PUBLICATIONS

Copending Design U.S. Appl. No. 29/757,552, filed Nov. 6, 2020.

(Continued)

Primary Examiner — Doris Clark

(74) *Attorney, Agent, or Firm* — McDonnell Boehnen Hulbert & Berghoff LLP

(57) **CLAIM**

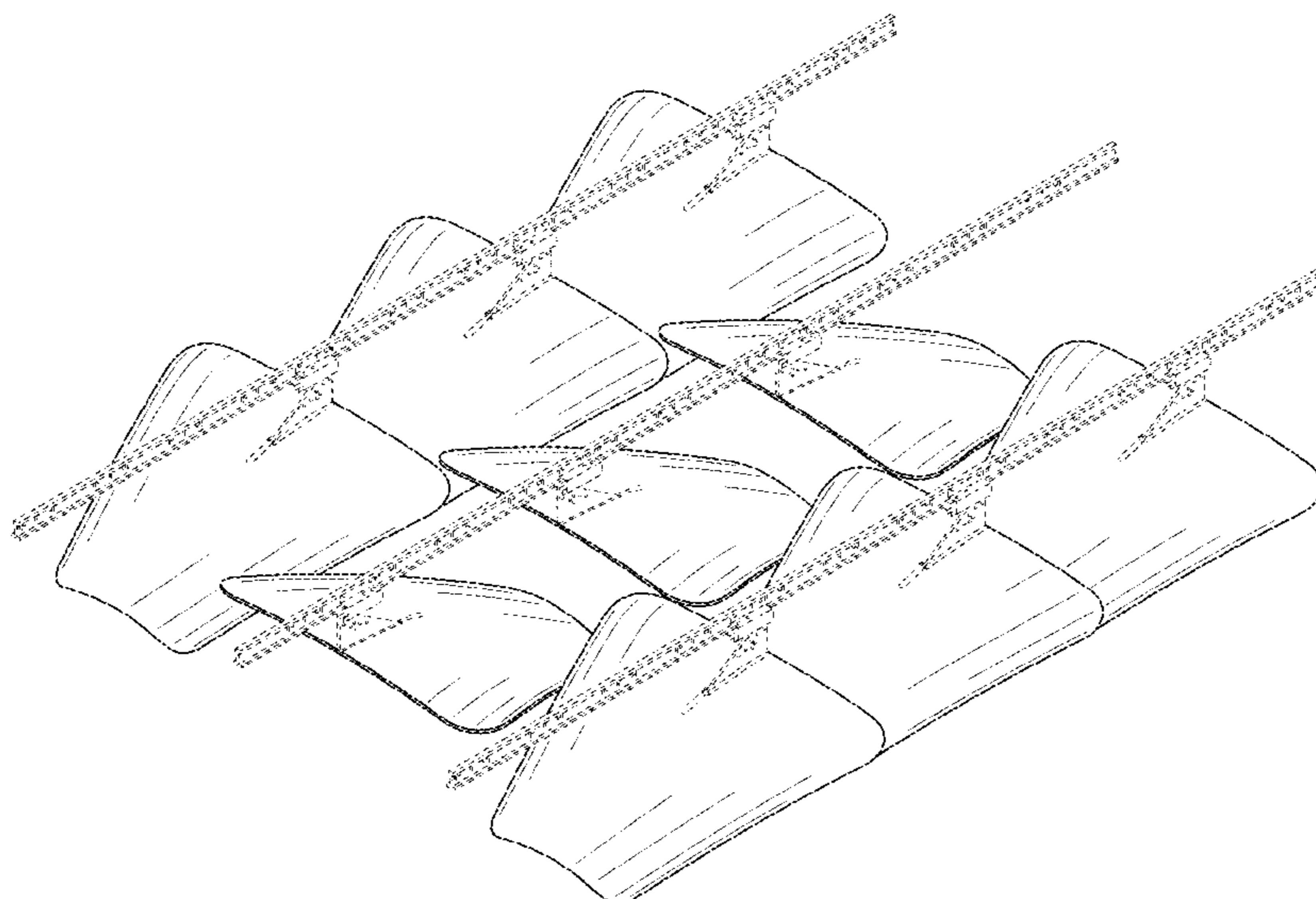
The ornamental design for a ceiling panel system, as shown and described.

DESCRIPTION

This application claims the benefit of priority of U.S. Provisional Patent Application No. 63/025,050, filed May 14, 2020, which is hereby incorporated herein by reference in its entirety.

FIG. 1 is a top perspective view of a ceiling panel system; FIG. 2 is a bottom perspective view thereof; FIG. 3 is a top view thereof; FIG. 4 is a bottom view thereof; FIG. 5 is a front elevation view thereof; FIG. 6 is a rear elevation view thereof; FIG. 7 is a right side elevation view thereof; and, FIG. 8 is a left side elevation view thereof. The broken lines depict portions of the ceiling panel system that form no part of the claimed design.

1 Claim, 6 Drawing Sheets



(56)

References Cited

U.S. PATENT DOCUMENTS

2004/0244323 A1 12/2004 Ostenfeldt
2015/0240490 A1 8/2015 Firinga
2016/0333581 A1* 11/2016 Van Dore E04B 9/18
2018/0127976 A1 5/2018 Gillette
2018/0283004 A1* 10/2018 Gillette E04B 9/366
2019/0017260 A1* 1/2019 Bou Harb F21S 8/061

FOREIGN PATENT DOCUMENTS

CN 110965692 A 4/2020
JP H05-280134 A 10/1993

OTHER PUBLICATIONS

Copending Design U.S. Appl. No. 29/757,555, filed Nov. 6, 2020.
Copending Design U.S. Appl. No. 29/757,558, filed Nov. 6, 2020.
Copending U.S. Appl. No. 17/320,651, filed May 14, 2021.
International Search Report and Written Opinion in PCT/US2021/
032430, dated Sep. 3, 2021.

* cited by examiner

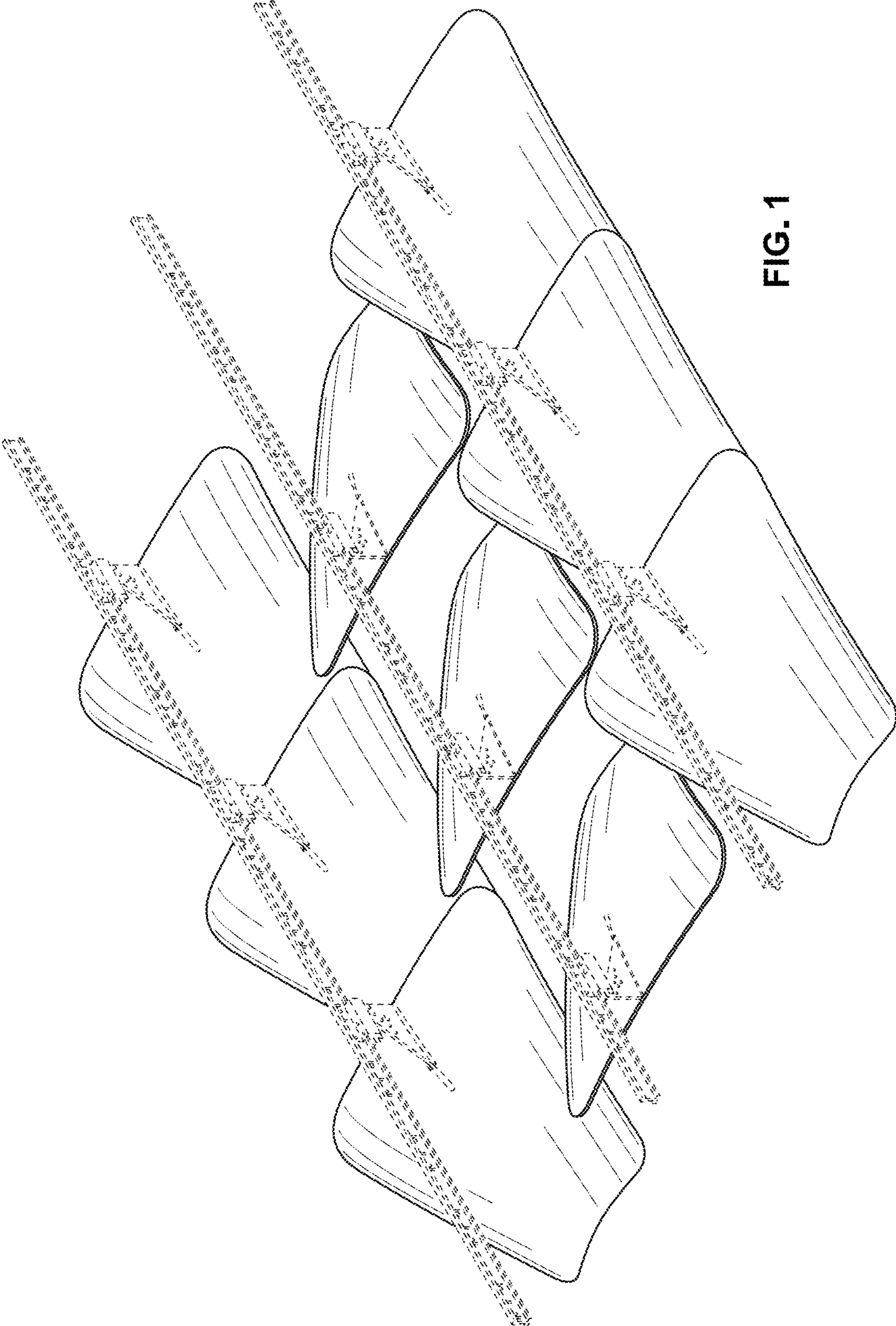


FIG. 1

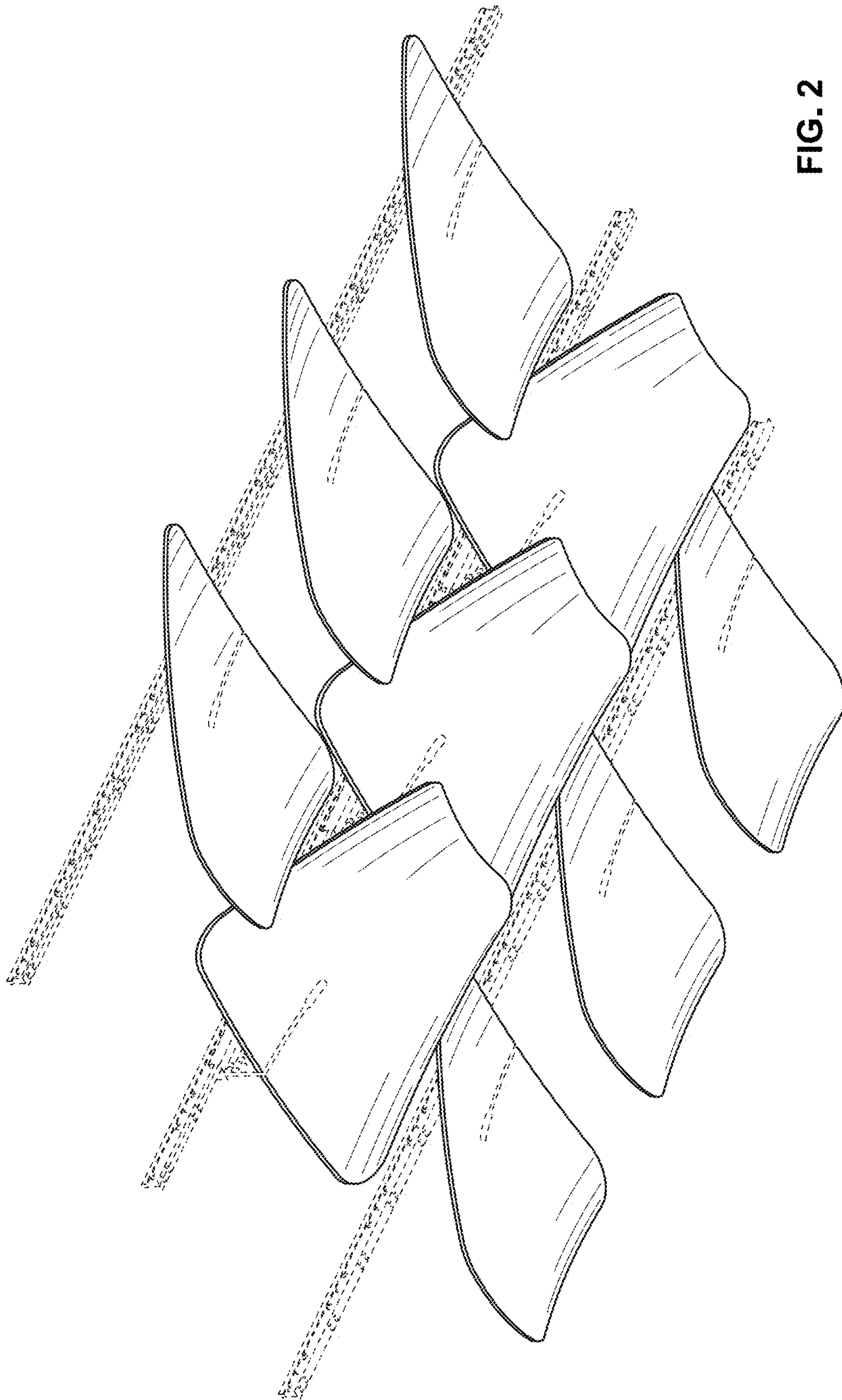


FIG. 2

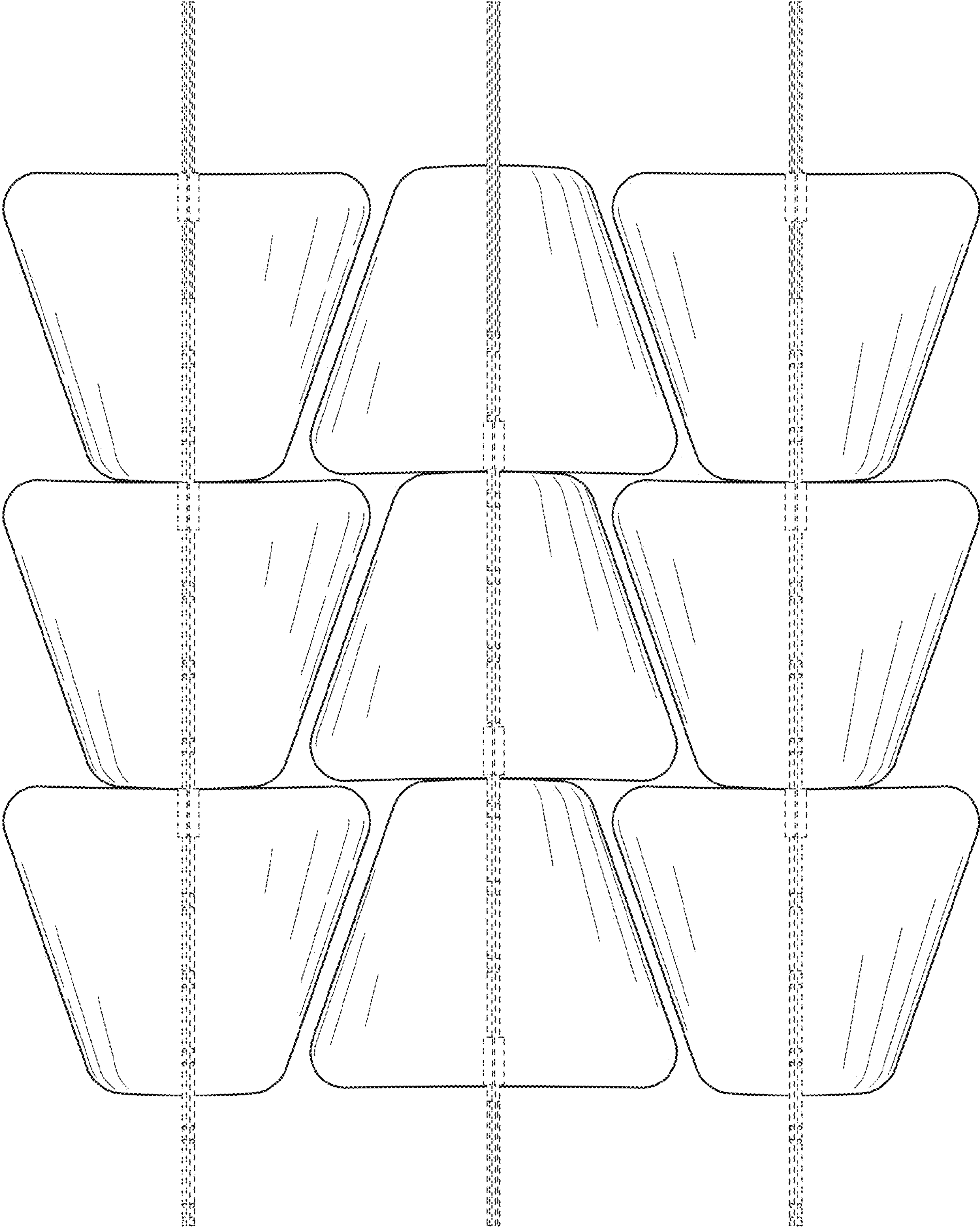


FIG. 3

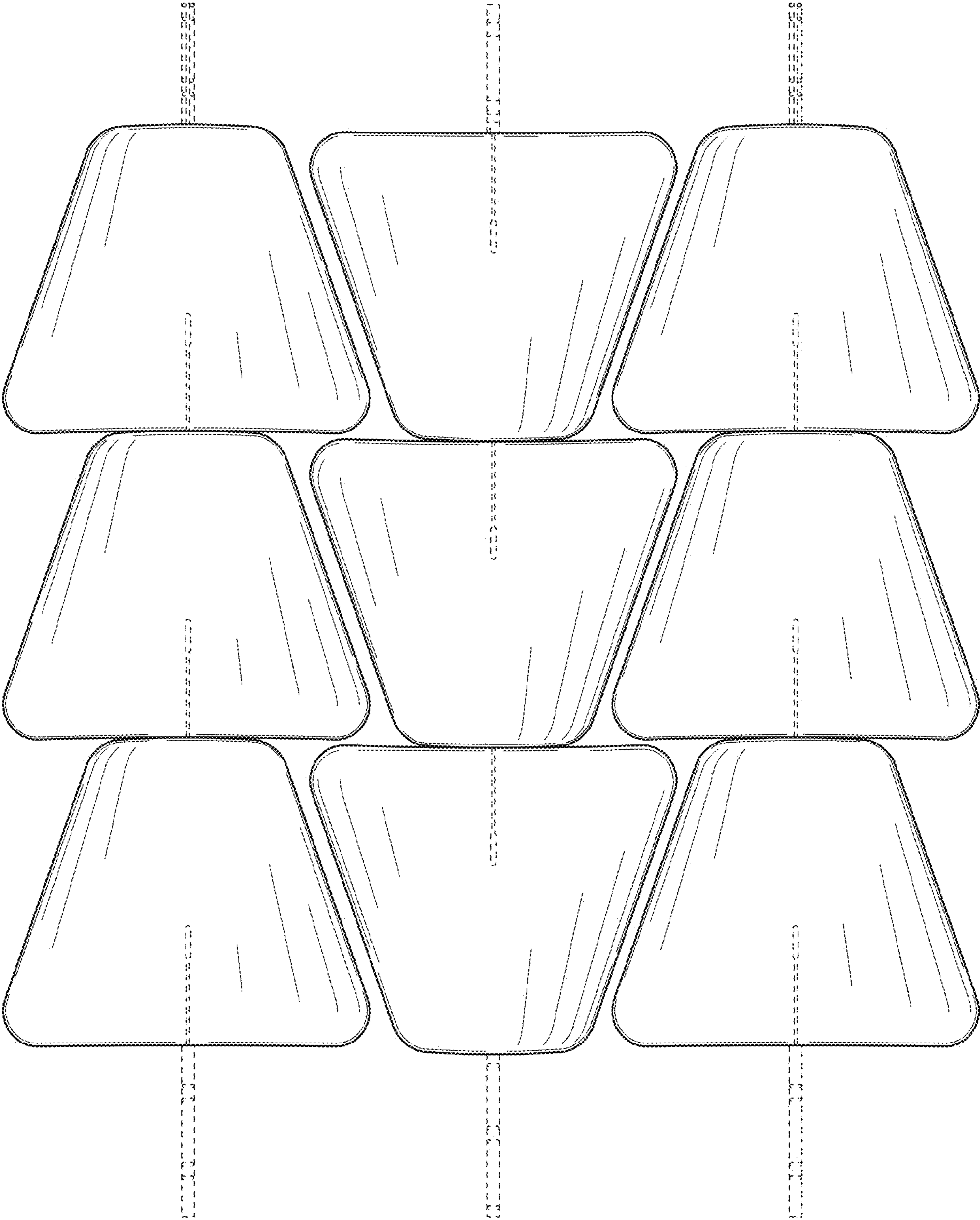


FIG. 4

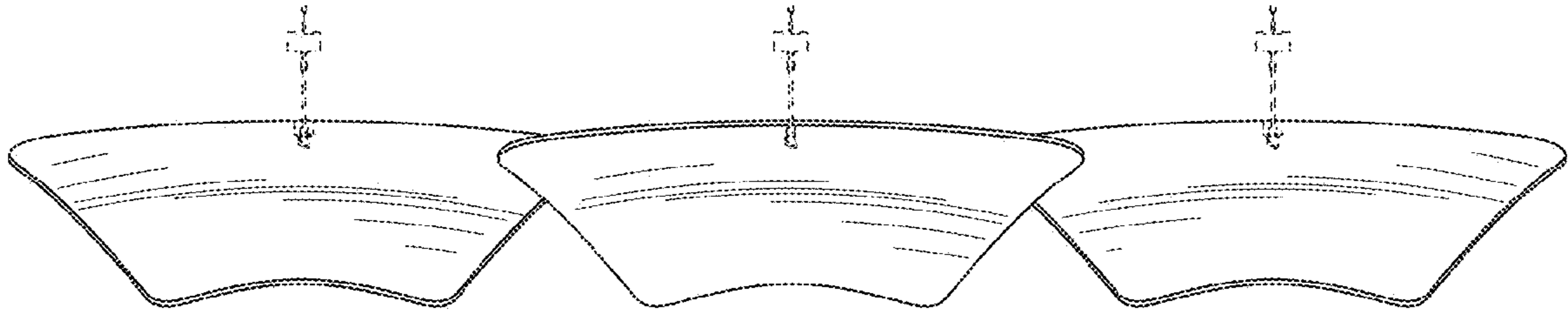


FIG. 5

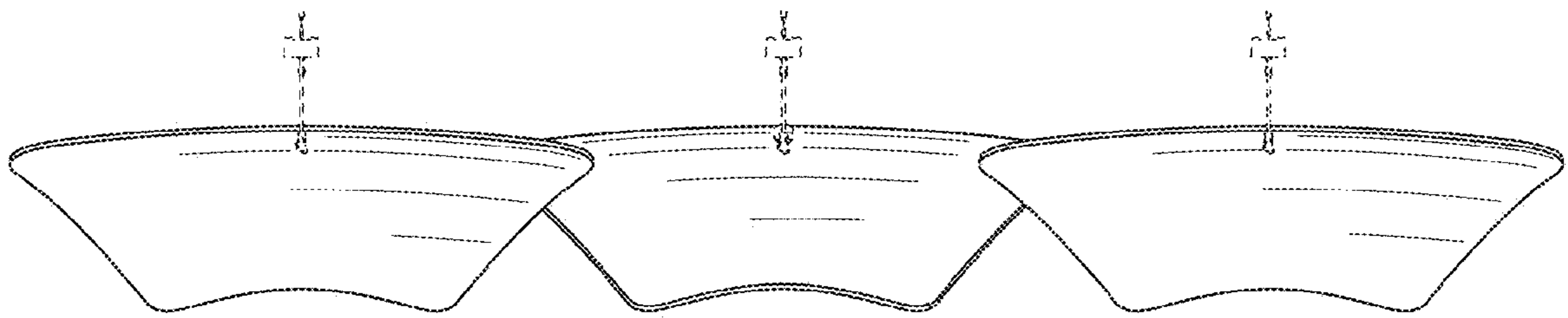


FIG. 6

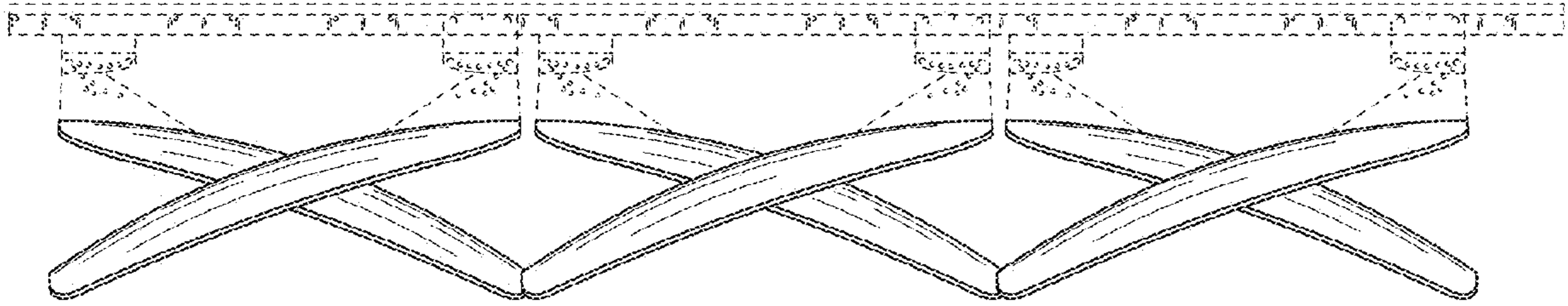


FIG. 7

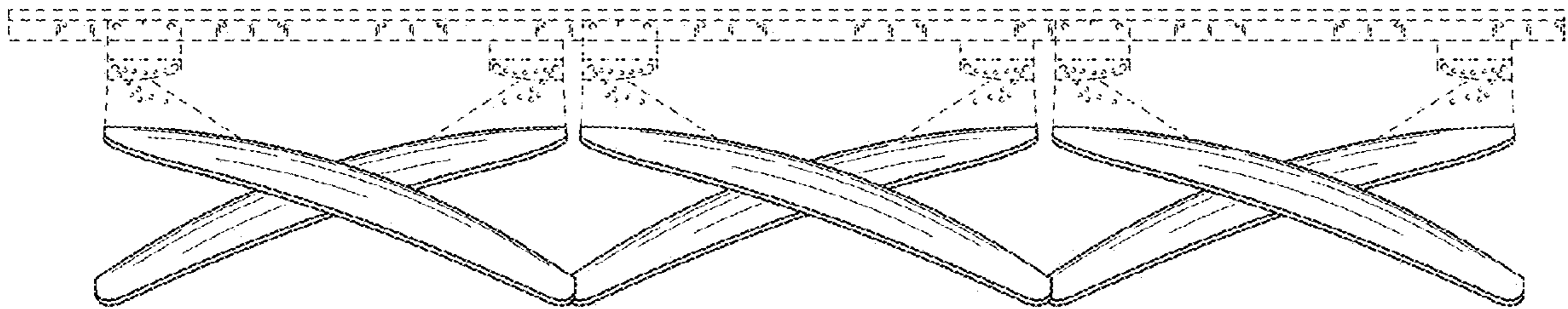


FIG. 8