



US00D967461S

(12) **United States Design Patent** (10) **Patent No.:** **US D967,461 S**  
**Silfverberg et al.** (45) **Date of Patent:** **\*\* Oct. 18, 2022**

(54) **BUILDING BLOCK**

FOREIGN PATENT DOCUMENTS

(71) Applicant: **Block solutions Oy**, Mutala (FI)

AP 2020/001472-0001 \* 6/2020

(72) Inventors: **Markus Silfverberg**, Mutala (FI); **Toni Kontkanen**, Polvijarvi (FI)

OTHER PUBLICATIONS

(73) Assignee: **Block solutions Oy**, Mutala (FI)

Block Solutions Facebook <https://www.facebook.com/infoblocksolutions/photos/a.335869080441797/478406916188012/> Posted Feb. 7, 2020 (Year: 2020).\*

(\*\*) Term: **15 Years**

The expertise and innovation of Finnish housebuilding—Finnpartnership <https://finnpartnership.fi/en/stories/the-expertise-and-innovation-of-finnish-housebuilding-and-infrastructure-brings-success-in-african-countries-and-india/> May 2020 (Year: 2020).\*

(21) Appl. No.: **29/744,041**

(22) Filed: **Jul. 27, 2020**

\* cited by examiner

(30) **Foreign Application Priority Data**

Jun. 16, 2020 (EM) ..... 008006811-0001

*Primary Examiner* — Leanne Was-Englehart

(51) **LOC (13) Cl.** ..... **25-01**

(74) *Attorney, Agent, or Firm* — The Webb Law Firm

(52) **U.S. Cl.**

(57) **CLAIM**

USPC ..... **D25/114**

The ornamental design for a building block, as shown and described.

(58) **Field of Classification Search**

**DESCRIPTION**

USPC ..... D21/484–504; D25/112–118

CPC . E04B 1/08; E04B 1/5831; E04B 2/18; E04B

2/20

See application file for complete search history.

FIG. 1 is an upper front right perspective view of a building block, showing our new design;  
FIG. 2 is a bottom view thereof;  
FIG. 3 is a top view thereof;  
FIG. 4 is an enlarged right side elevation view thereof;  
FIG. 5 is an enlarged left side elevation view thereof;  
FIG. 6 is a front elevation view thereof; and,  
FIG. 7 is a rear elevation view thereof.

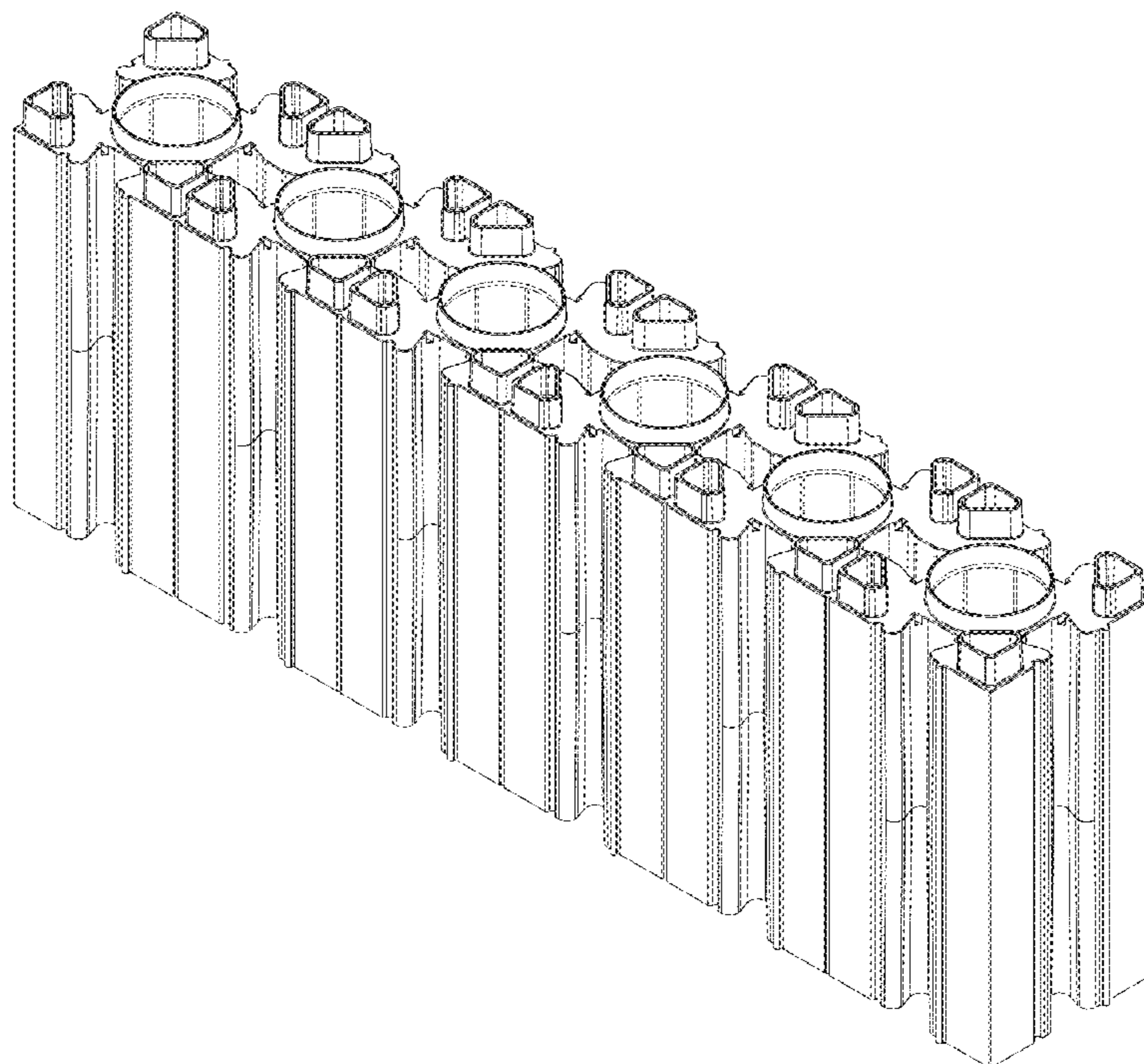
(56) **References Cited**

U.S. PATENT DOCUMENTS

D612,069 S \* 3/2010 Usul ..... D25/113  
D674,917 S \* 1/2013 Nanayakkara ..... D25/113  
D675,749 S \* 2/2013 Nanayakkara ..... D25/113  
D701,973 S \* 4/2014 Holcomb ..... D25/113  
D934,351 S \* 10/2021 Guang ..... D21/500  
2015/0010343 A1 \* 1/2015 Flaig ..... F16B 7/0433  
29/525.01  
2021/0404176 A1 \* 12/2021 Silfverberg ..... E04B 2/18

The broken lines in FIG. 1 and FIG. 2 are for the purpose of illustrating environmental structure and form no part of the claimed design.

**1 Claim, 7 Drawing Sheets**



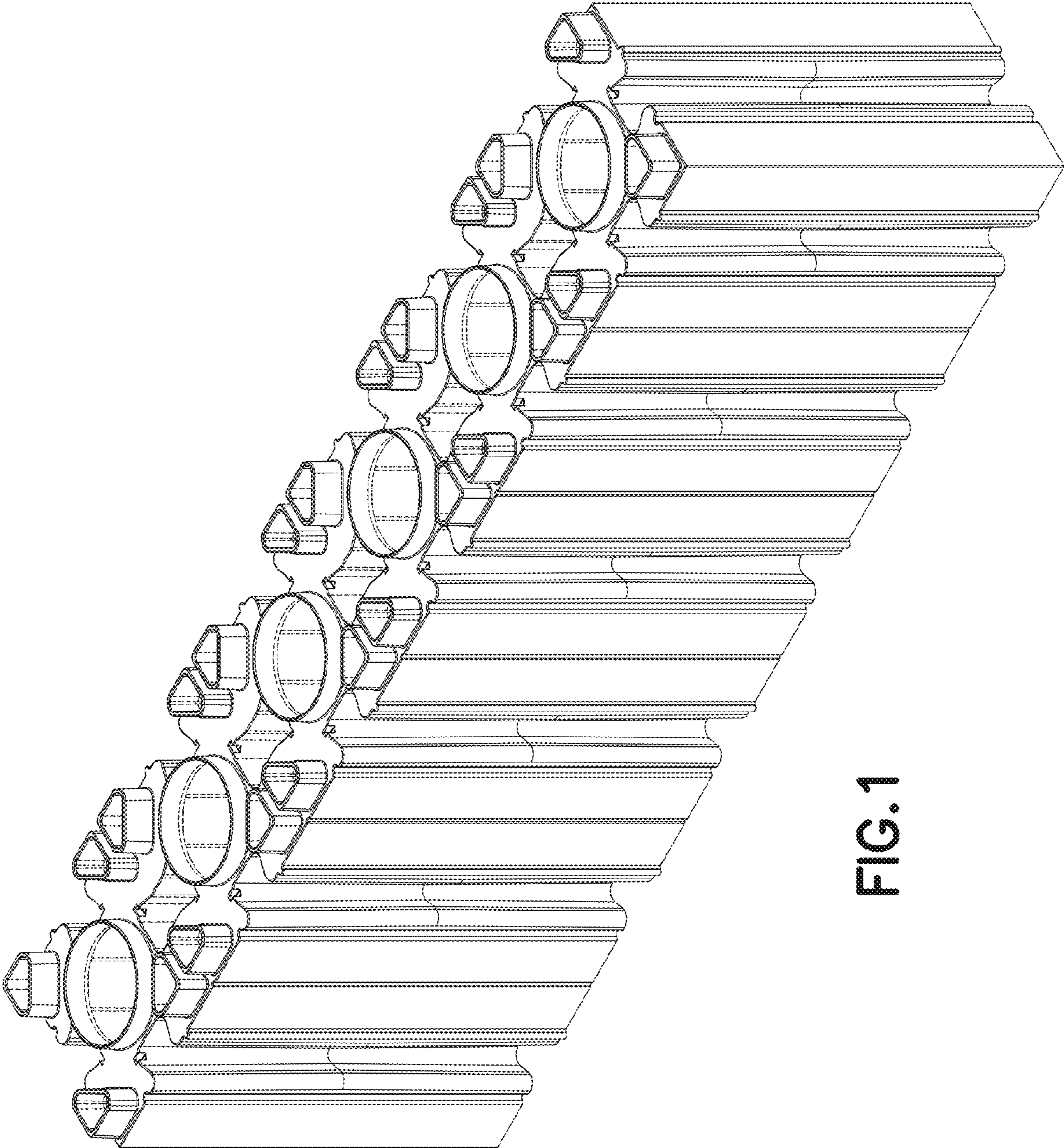


FIG. 1



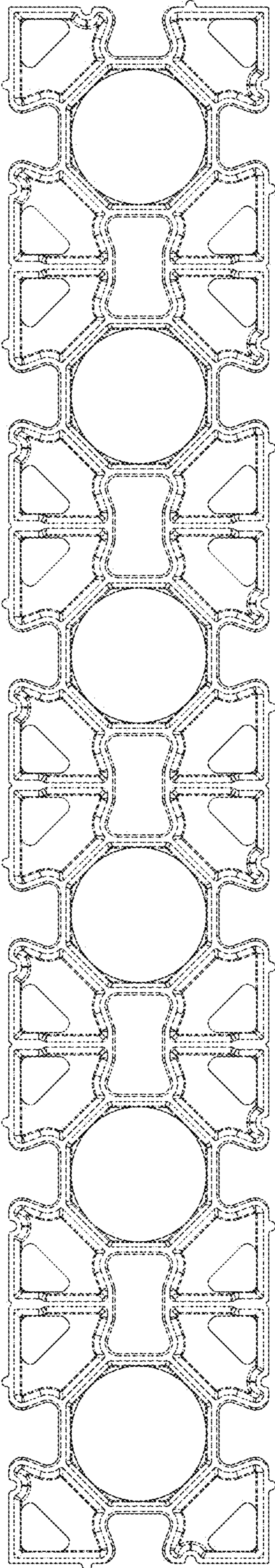


FIG.2

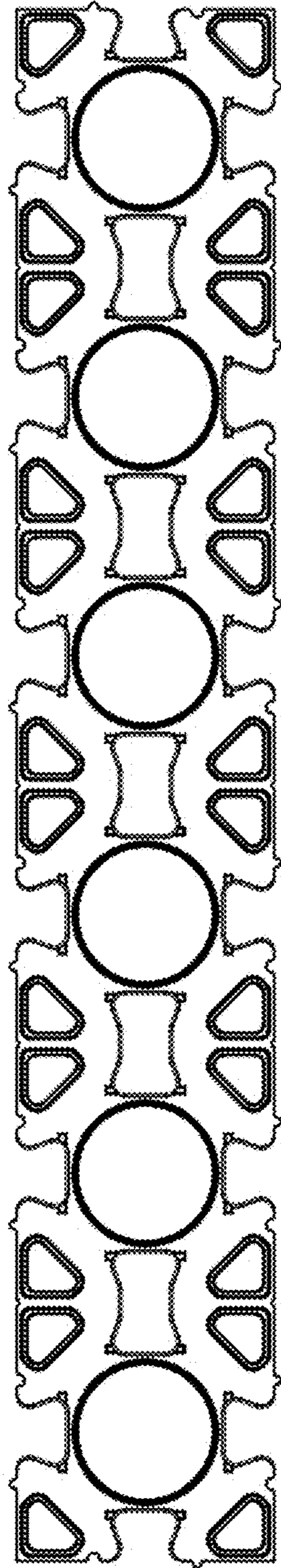


FIG. 3

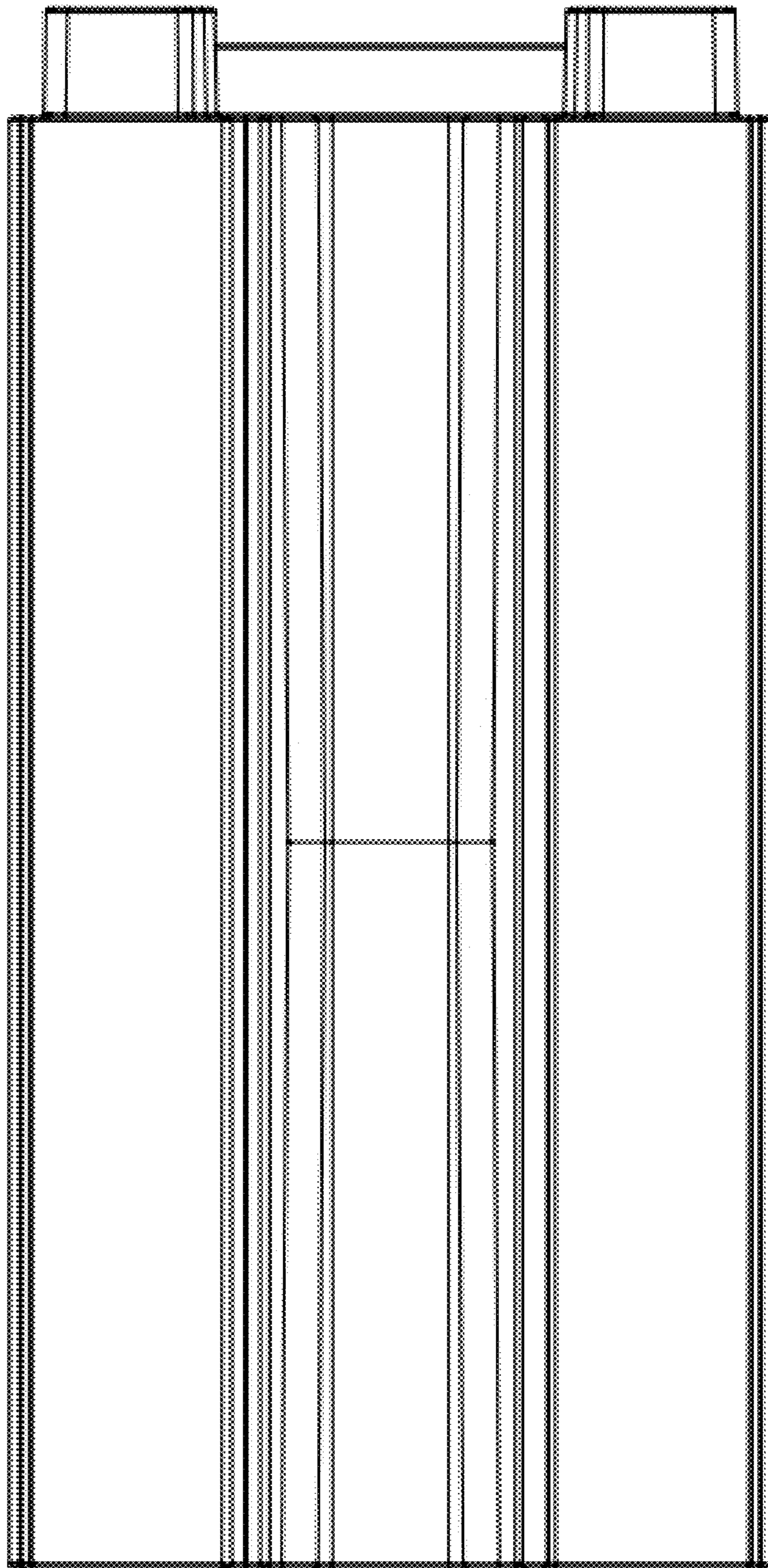


FIG. 4



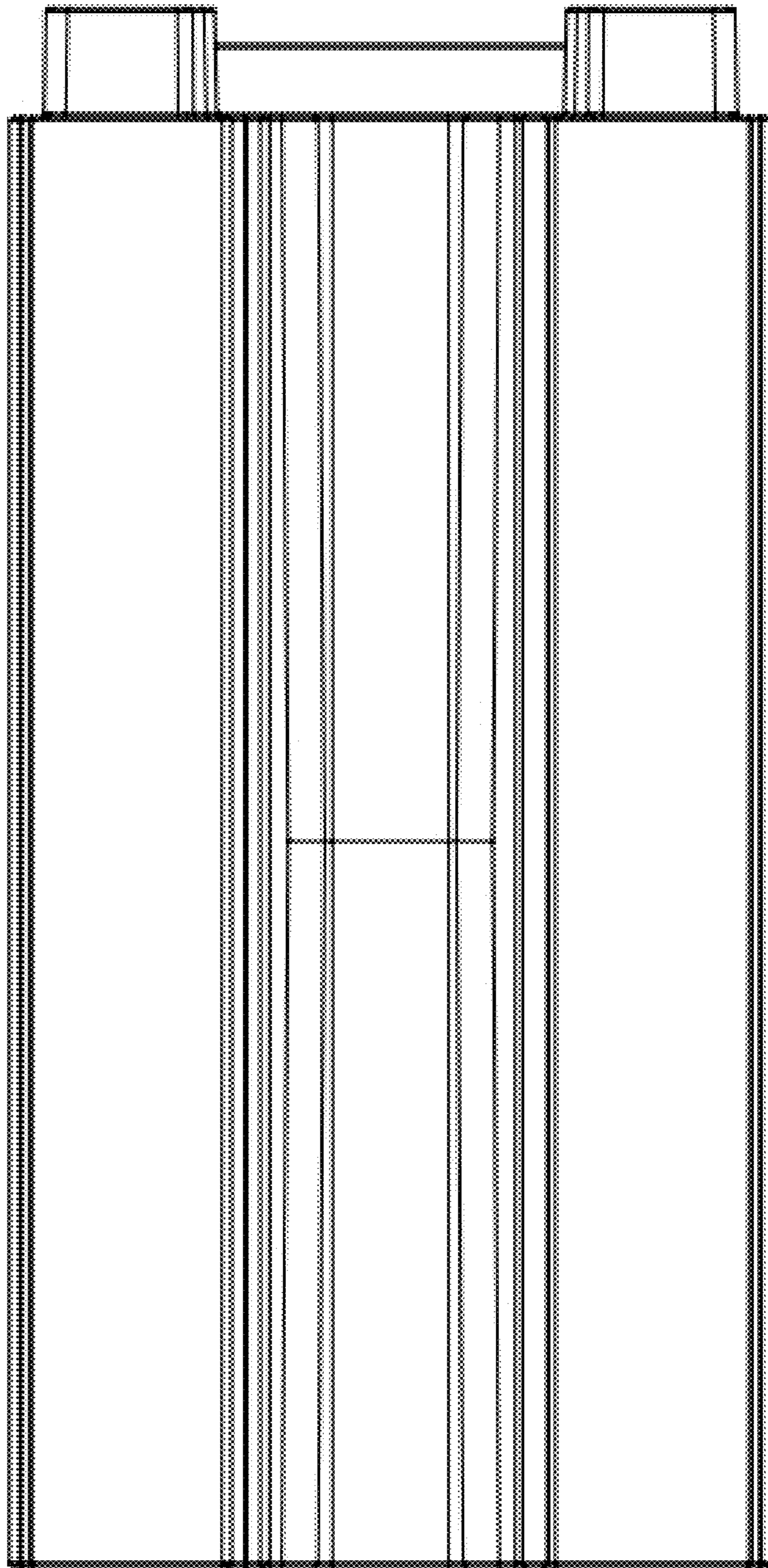


FIG. 5




FIG. 6



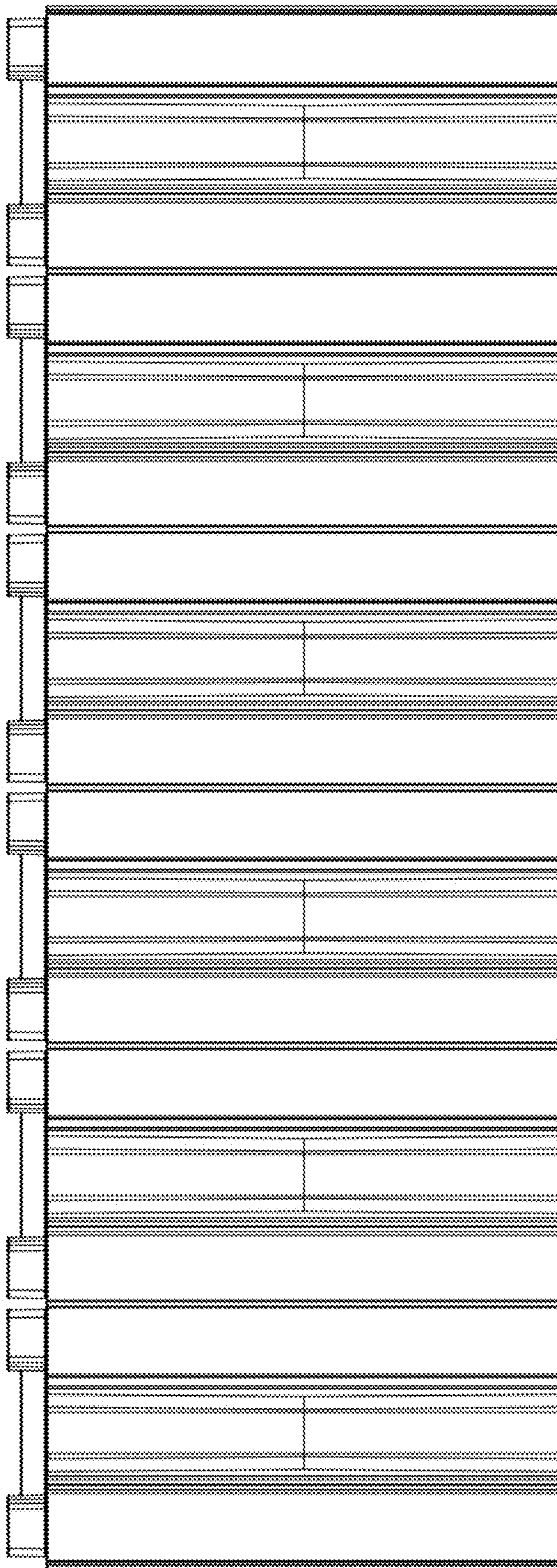


FIG. 7