



US00D967451S

(12) **United States Design Patent** (10) **Patent No.:** **US D967,451 S**  
**Woolley** (45) **Date of Patent:** **\*\* Oct. 18, 2022**

(54) **INSERTABLE SEXUAL DEVICE**

- (71) Applicant: **Micah Woolley**, Beverly, MA (US)
- (72) Inventor: **Micah Woolley**, Beverly, MA (US)
- (\*\*) Term: **15 Years**
- (21) Appl. No.: **29/760,882**
- (22) Filed: **Dec. 4, 2020**
- (51) **LOC (13) Cl.** ..... **28-03**
- (52) **U.S. Cl.**  
USPC ..... **D24/215**
- (58) **Field of Classification Search**  
USPC ..... D24/133, 141, 186, 211, 212, 213, 214,  
D24/215; D21/398, 399, 455, 460  
CPC .. A61H 19/00; A61B 10/0058; A61B 5/4375;  
A61B 5/4393; A61F 5/41  
See application file for complete search history.

(56) **References Cited**

**U.S. PATENT DOCUMENTS**

D447,563 S	*	9/2001	Stein	.....	D24/135
D581,538 S	*	11/2008	Horton	.....	D24/155
D719,665 S	*	12/2014	Callow	.....	D24/214
D728,785 S	*	5/2015	Lee	.....	D24/141
D810,313 S	*	2/2018	Cheung	.....	D24/215
D837,995 S	*	1/2019	Josselyn	.....	D24/215
D846,753 S	*	4/2019	Cheung	.....	D24/215
D877,904 S	*	3/2020	Takashima	.....	D24/141
D901,706 S	*	11/2020	Cheung	.....	D24/215
D912,264 S	*	3/2021	Cheung	.....	D24/215
D942,636 S	*	2/2022	Cheung	.....	D24/215

**OTHER PUBLICATIONS**

- Hollow Tunnel Anal Plug, <https://www.dearlady.us/Master-Series-Excavate-Hollow-Tunnel-Anal-Plug-Black/p/V021497N/>.
- Perfect Fit Double Tunnel Plug, <https://www.amazon.com/Perfect-Fit-Medium-Tunnel-Clear/dp/B00C91UEGI?th=1>.
- Waterproof TPE Hollow Ass Anal Plug, <https://www.ebay.com/itm/Waterproof-TPE-Hollow-Ass-Anal-Plug-G-spot-Massage-Anal-Butt-Plug-Sex-Toy-M-L-/352611213425>.
- Metal Anal Sex Spreader, <https://www.ebay.com/itm/Metal-Anal-Sex-Spreader-Hollow-Butt-Plug-Flared-Dildo-Deep-Access-Tunnel-Probe-/223829105510>.

\* cited by examiner

*Primary Examiner* — Michael A Maharajh

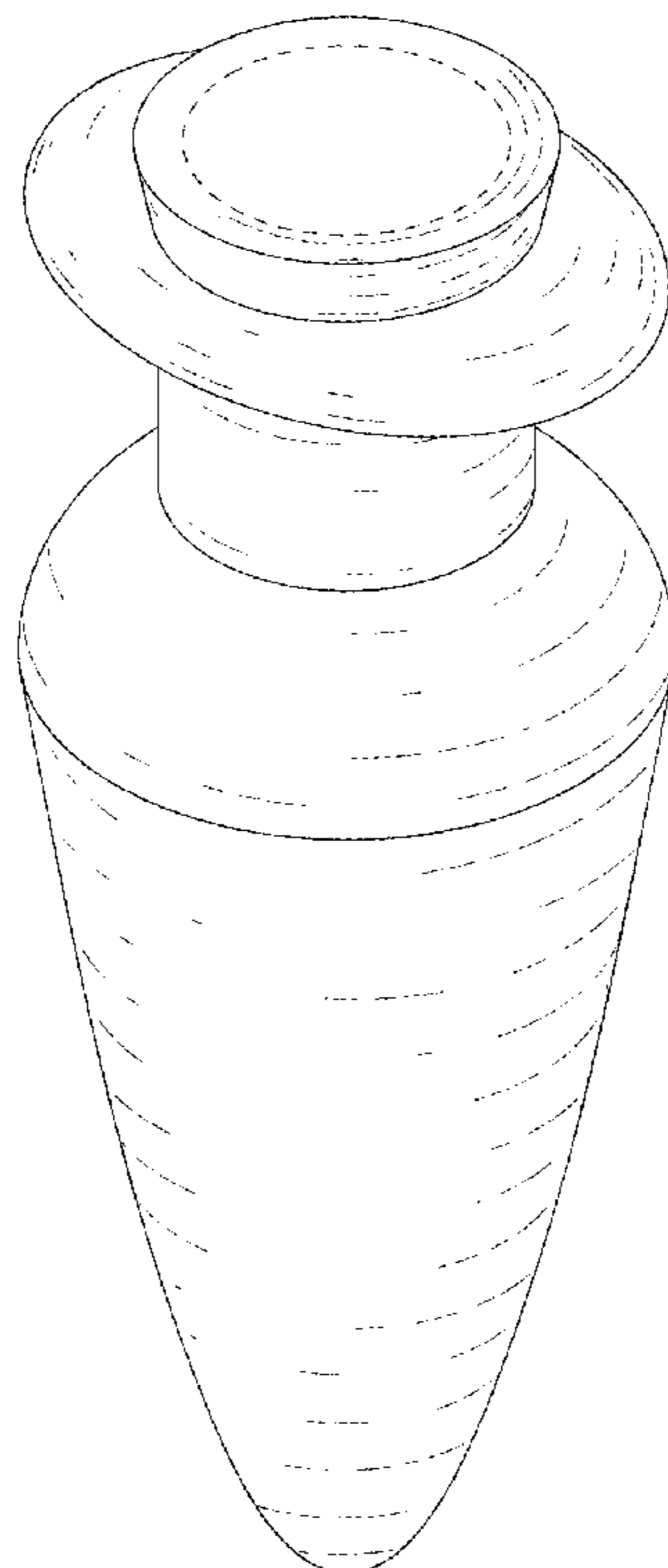
(57) **CLAIM**

The ornamental design for an insertable sexual device, as shown and described.

**DESCRIPTION**

FIG. 1 is a top-front-left perspective view of an insertable sexual device showing my new design;  
 FIG. 2 is a bottom-rear-right perspective view thereof;  
 FIG. 3 is a front elevational view thereof, the rear elevational view being identical thereof;  
 FIG. 4 is a left-side elevational view thereof, the right-side elevational view being identical thereof;  
 FIG. 5 is a top plan view thereof; and,  
 FIG. 6 is a bottom plan view thereof.  
 The broken lines shown in the drawings are for the purpose of illustrating portions of the insertable sexual device, which form no part of the claimed design.

**1 Claim, 6 Drawing Sheets**



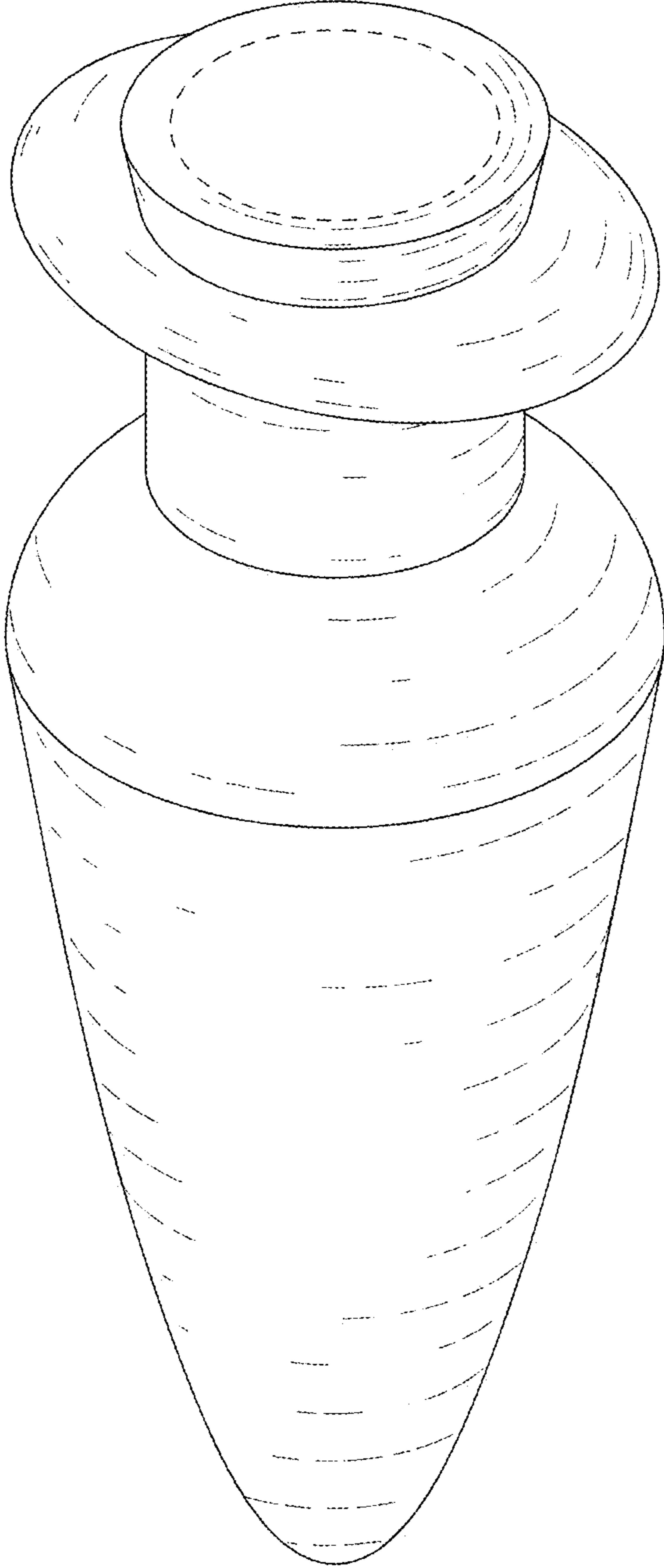


FIG. 1

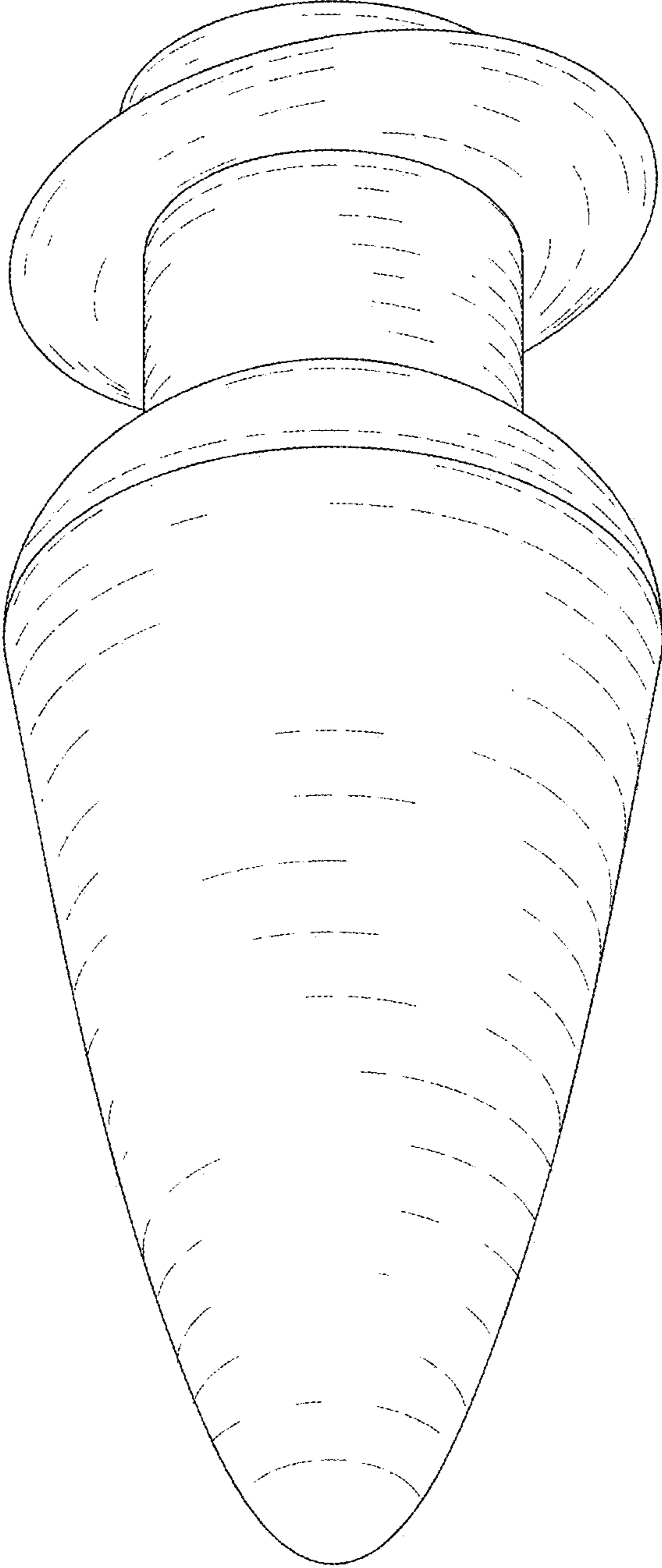


FIG. 2

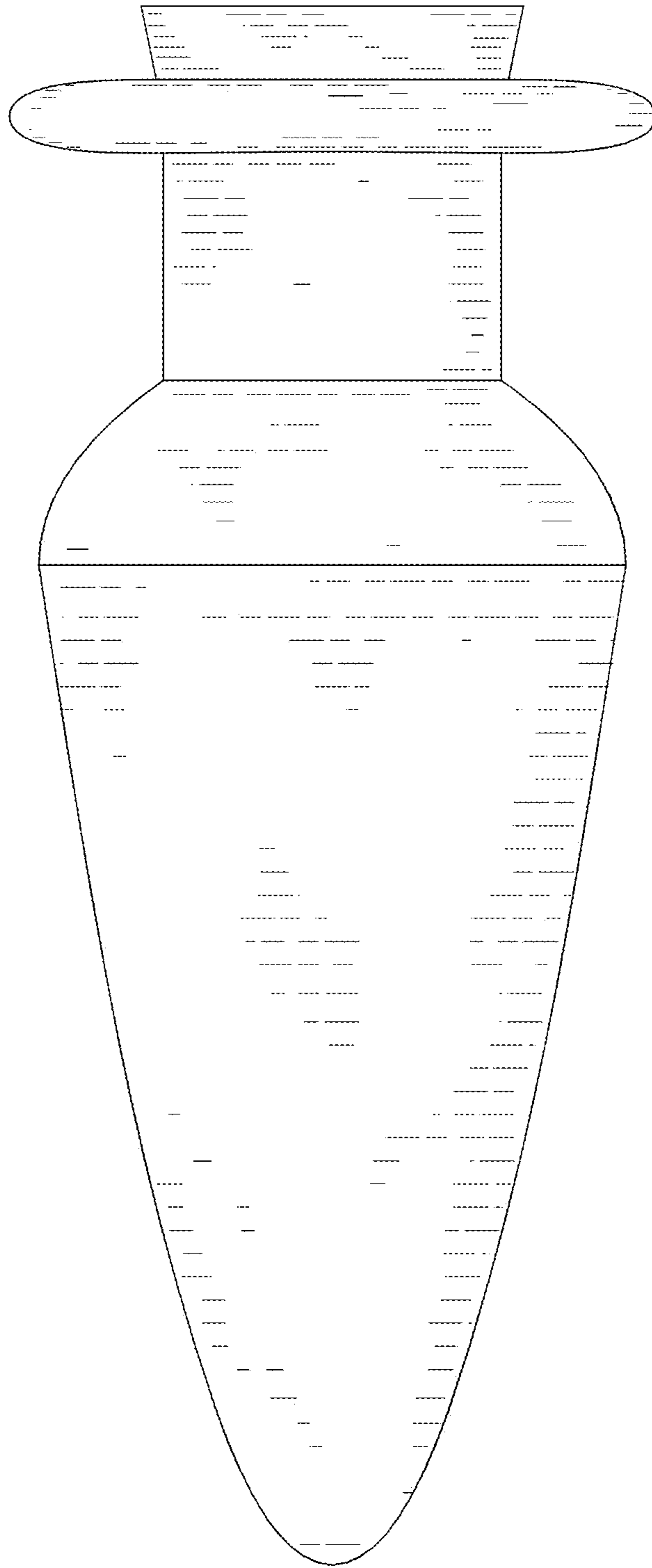


FIG. 3

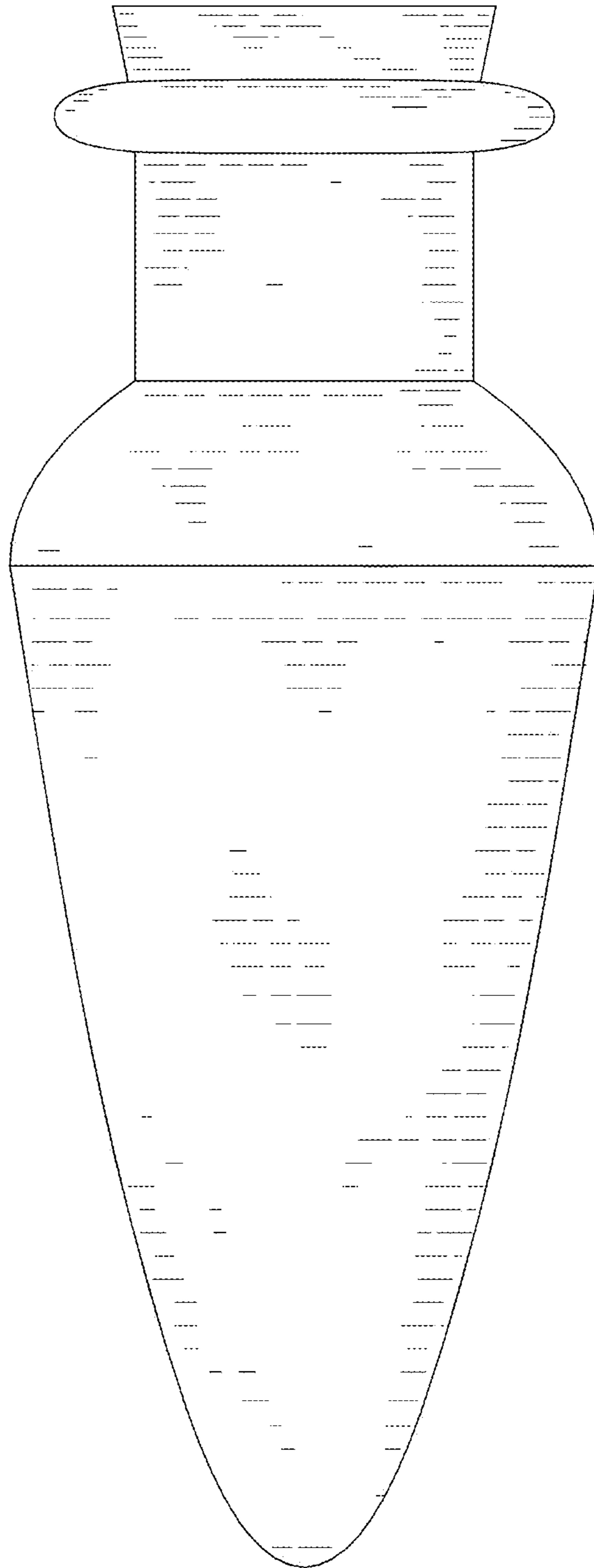


FIG. 4

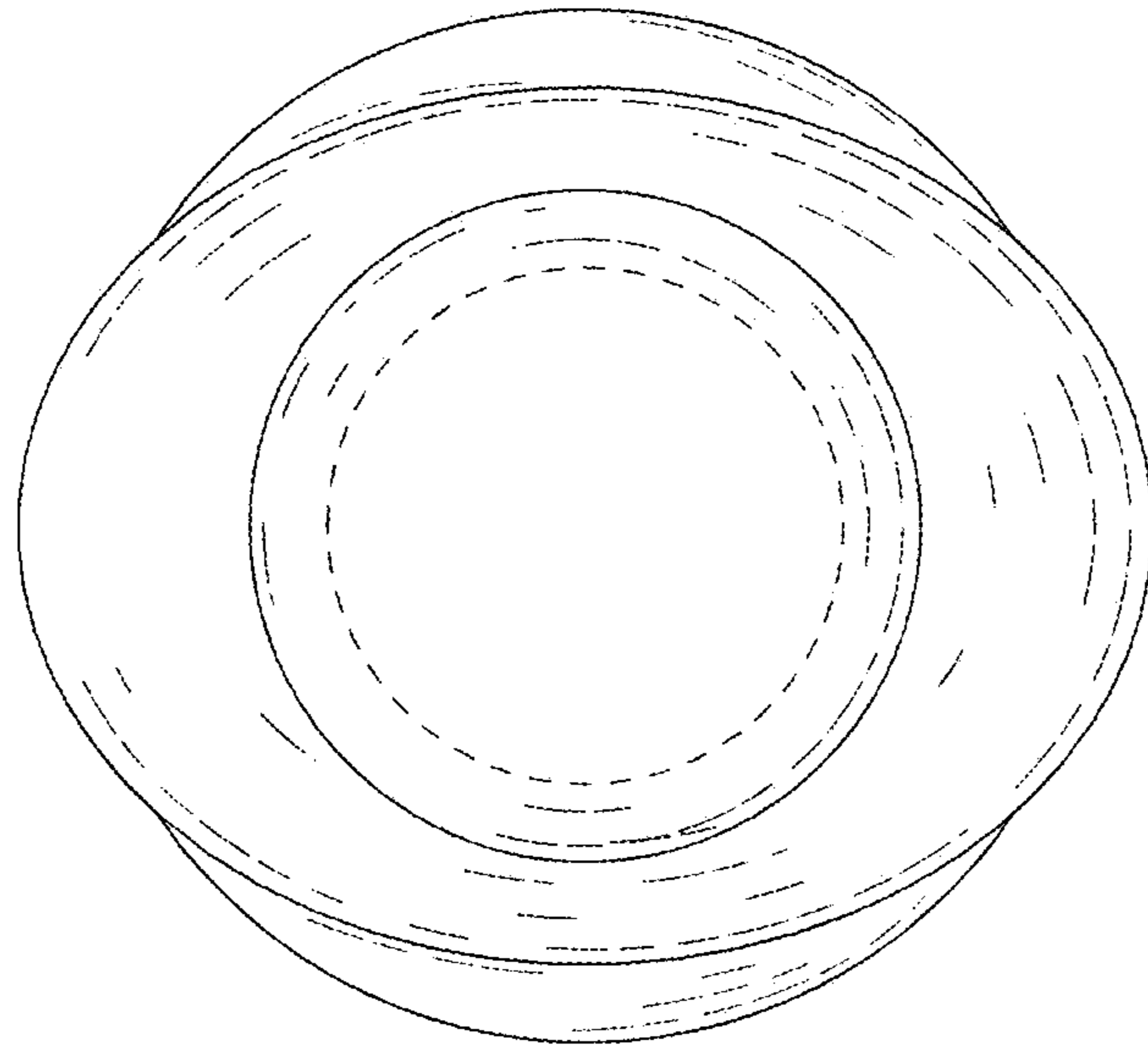


FIG. 5

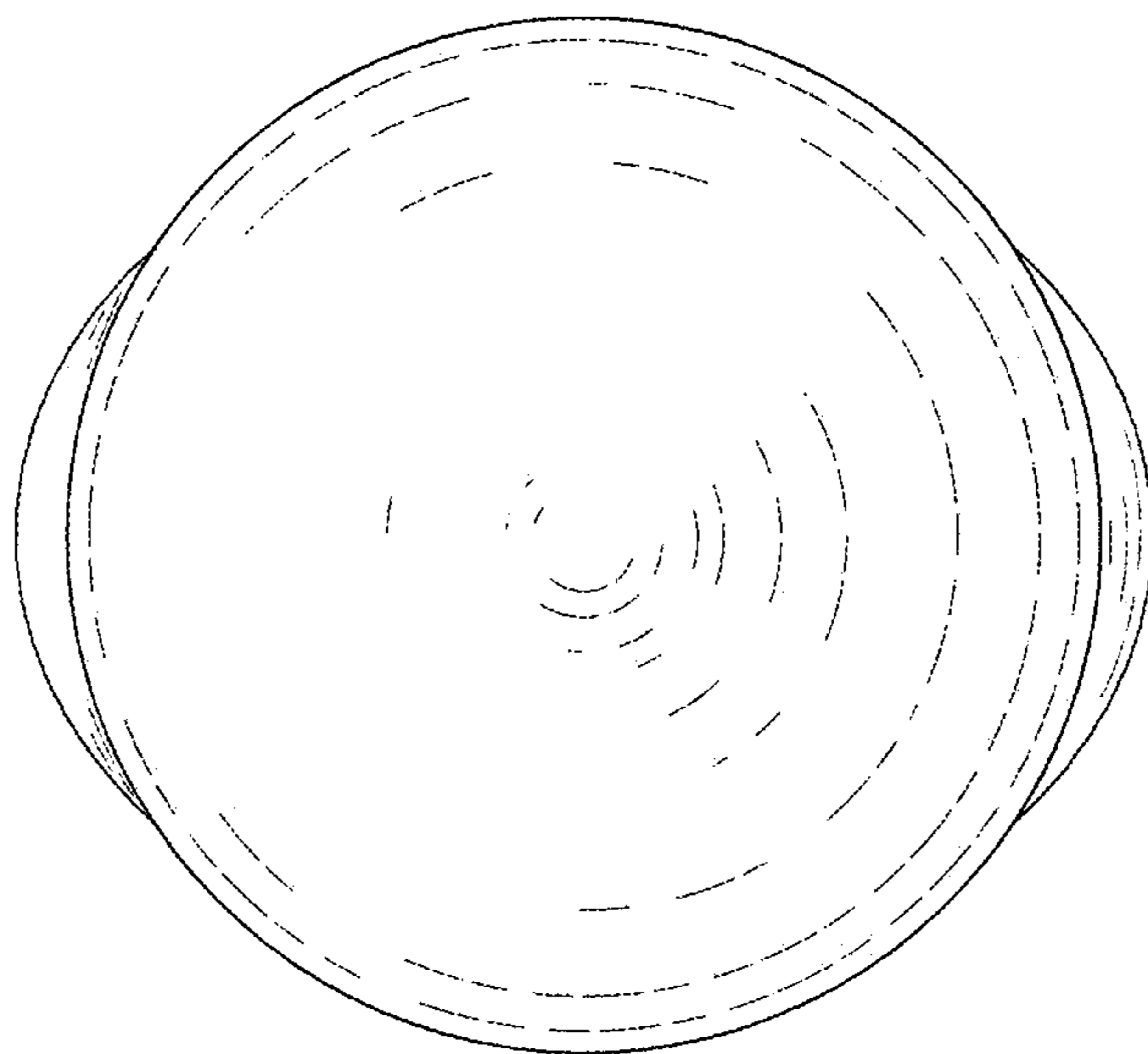


FIG. 6