



US00D967358S

(12) **United States Design Patent** (10) **Patent No.:** **US D967,358 S**  
**Starck** (45) **Date of Patent:** **\*\* Oct. 18, 2022**

(54) **TUB**  
(71) Applicant: **Duravit Aktiengesellschaft**, Hornberg (DE)  
(72) Inventor: **Philippe Starck**, Alcabideche (PT)  
(73) Assignee: **DURAVIT AKTIENGESELLSCHAFT**, Hornberg (DE)  
(\*\*) Term: **15 Years**  
(21) Appl. No.: **29/756,718**  
(22) Filed: **Oct. 30, 2020**  
(51) **LOC (13) Cl.** ..... **23-02**  
(52) **U.S. Cl.**  
USPC ..... **D23/280.1**  
(58) **Field of Classification Search**  
USPC ..... D23/275–277, 280.1, 303–306;  
D24/204–205  
See application file for complete search history.

(56) **References Cited**  
U.S. PATENT DOCUMENTS  
D274,455 S \* 6/1984 Cuttriss ..... D23/280.1  
D323,378 S \* 1/1992 Delepine ..... D23/280.1  
D420,108 S \* 2/2000 Slothower ..... D23/280.1

D485,890 S \* 1/2004 Lanius ..... D23/280.1  
D595,392 S \* 6/2009 Verlinden ..... D23/278  
D724,706 S \* 3/2015 Meneghello ..... D23/277  
D825,722 S \* 8/2018 Burnstein ..... D23/280.1  
D905,210 S \* 12/2020 Moir ..... D23/280.1

\* cited by examiner  
*Primary Examiner* — Robert A Delehanty  
(74) *Attorney, Agent, or Firm* — Florek & Endres PLLC

(57) **CLAIM**  
The ornamental design for a tub, as shown and described.

**DESCRIPTION**  
FIG. 1 is a perspective view of a tub according to the present invention.  
FIG. 2 is a front elevation of the tub of FIG. 1.  
FIG. 3 is a rear elevation of the tub of FIG. 1.  
FIG. 4 is a right side elevation of the tub of FIG. 1.  
FIG. 5 is a left side elevation of the tub of FIG. 1.  
FIG. 6 is a top view of the tub of FIG. 1.  
FIG. 7 is a bottom view of the tub of FIG. 1.  
FIG. 8 is a perspective view of a tub according to the present invention.  
FIG. 9 is a front elevation of the tub of FIG. 8.  
FIG. 10 is a rear elevation of the tub of FIG. 8.  
FIG. 11 is a right side elevation of the tub of FIG. 8.  
FIG. 12 is a left side elevation of the tub of FIG. 8.  
FIG. 13 is a top view of the tub of FIG. 8; and  
FIG. 14 is a bottom view of the tub of FIG. 8.

**1 Claim, 6 Drawing Sheets**








FIG. 1




FIG. 2




FIG. 3




FIG. 4




FIG. 5






FIG. 6

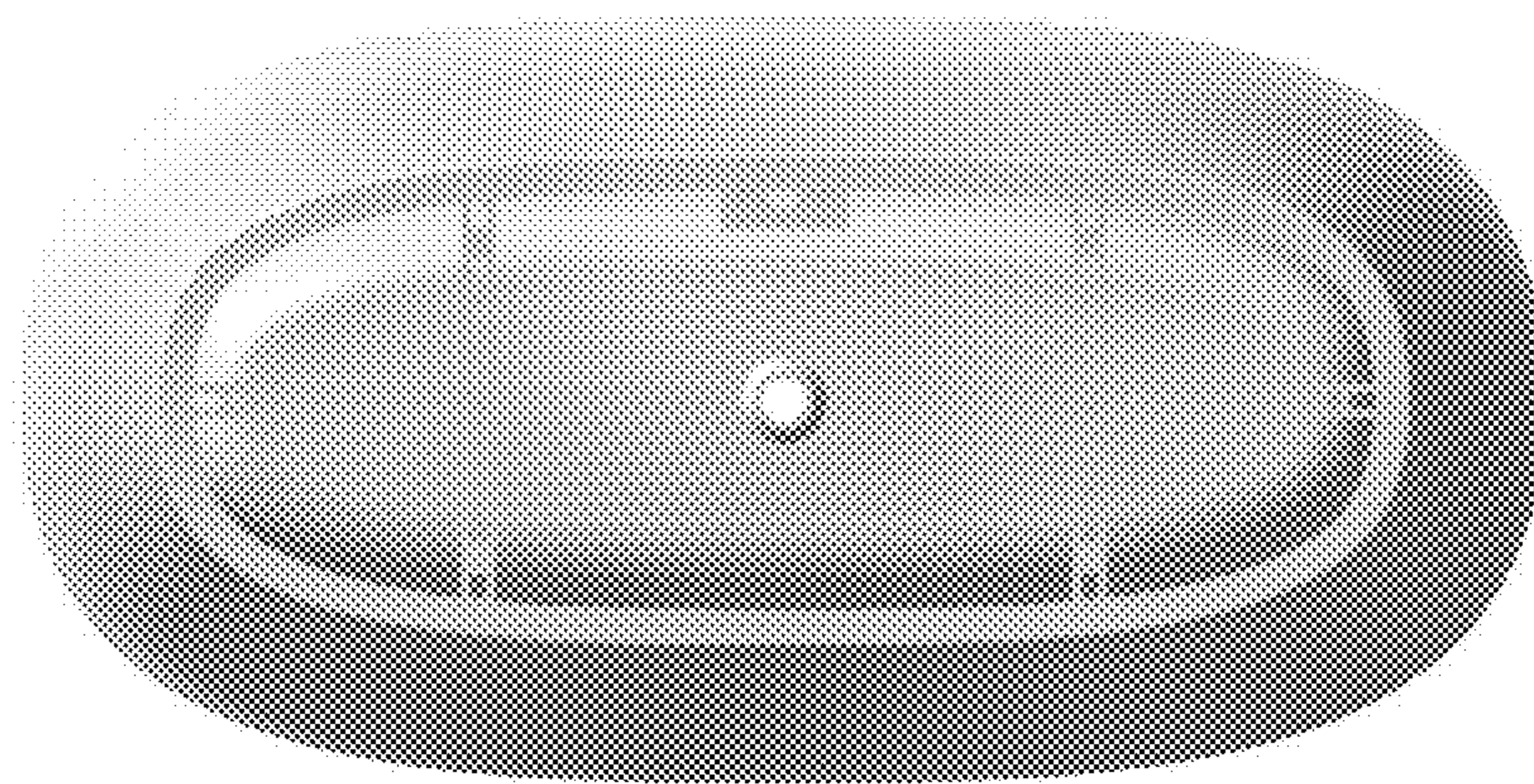


FIG. 7




FIG. 8




FIG. 9






FIG. 10




FIG. 11




FIG. 12






FIG. 13




FIG. 14