

US00D967357S

(12) **United States Design Patent**  
**Lejoly**

(10) **Patent No.:** **US D967,357 S**

(45) **Date of Patent:** **\*\* Oct. 18, 2022**

- (54) **TUB**
- (71) Applicant: **Duravit Aktiengesellschaft**, Hornberg (DE)
- (72) Inventor: **Bertrand Lejoly**, Antwerp (BE)
- (73) Assignee: **DURAVIT AKTIENGESELLSCHAFT**, Hornberg (DE)
- (\*\*) Term: **15 Years**
- (21) Appl. No.: **29/756,696**
- (22) Filed: **Oct. 30, 2020**
- (51) **LOC (13) Cl.** ..... **23-02**
- (52) **U.S. Cl.**  
USPC ..... **D23/280.1**
- (58) **Field of Classification Search**  
USPC ..... D23/275–277, 280.1, 303–306;  
D24/204–205  
See application file for complete search history.

- D724,706 S \* 3/2015 Meneghello ..... D23/277
- D784,499 S \* 4/2017 Malinowska-Grebska ... D23/277
- 11,229,327 B2 \* 1/2022 Yoo ..... A47K 3/02
- D948,002 S \* 4/2022 Bélanger ..... D23/277
- 2016/0374897 A1 \* 12/2016 Carey ..... A61H 33/06  
4/568

\* cited by examiner

*Primary Examiner* — Robert A Delehanty  
(74) *Attorney, Agent, or Firm* — Florek & Endres PLLC

(57) **CLAIM**


The ornamental design for a tub, as shown and described.

**DESCRIPTION**

FIG. 1 is a perspective view of the tub of the present invention.  
 FIG. 2 is a front elevation of the tub of the present invention.  
 FIG. 3 is a rear elevation of the tub of the present invention.  
 FIG. 4 is a right side elevation of the tub of the present invention.  
 FIG. 5 is a left side elevation of the tub of the present invention.  
 FIG. 6 is a top view of the tub of the present invention; and,  
 FIG. 7 is a bottom view of the tub of the present invention.

**1 Claim, 4 Drawing Sheets**

- (56) **References Cited**  
U.S. PATENT DOCUMENTS  
D253,125 S \* 10/1979 Primault ..... D23/280.4  
D301,607 S \* 6/1989 Macia ..... D23/280.4






FIG. 1




FIG. 2




FIG. 3

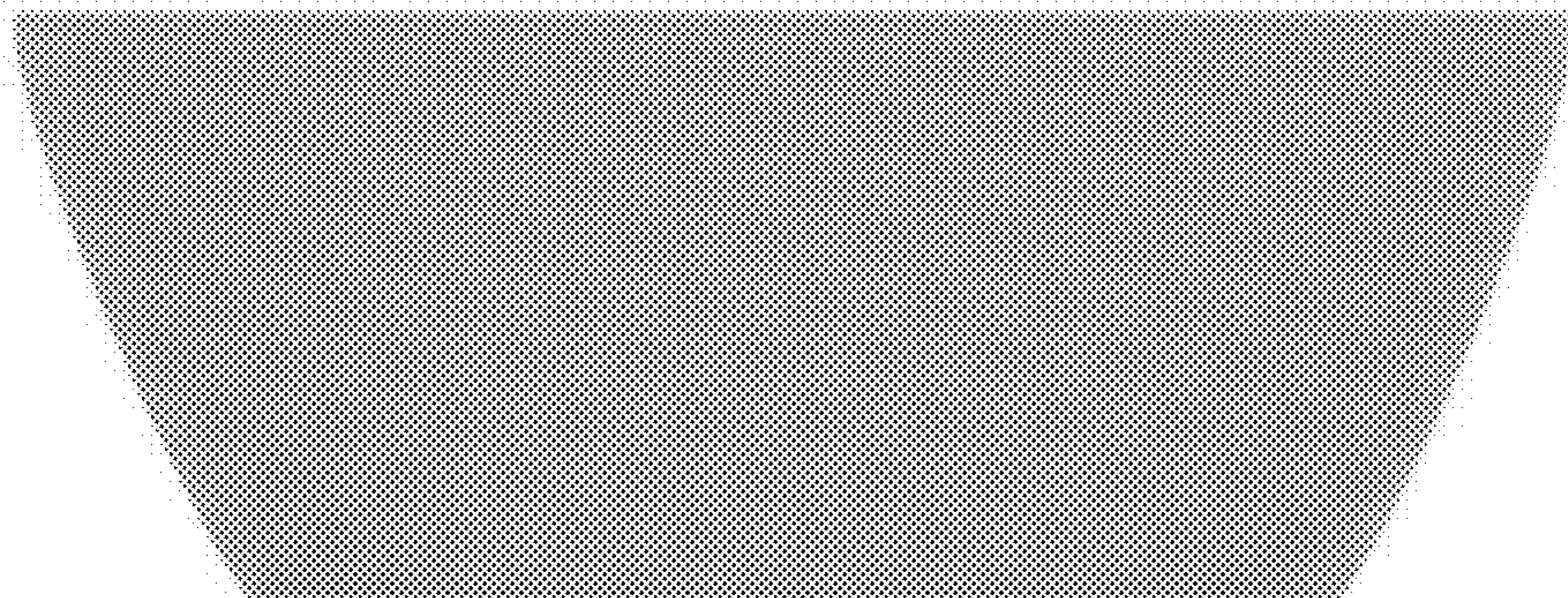


FIG. 4




FIG. 5




FIG. 6




FIG. 7