

US00D967355S

(12) **United States Design Patent**  
**Kumar**

(10) **Patent No.:** **US D967,355 S**

(45) **Date of Patent:** **\*\* Oct. 18, 2022**

- (54) **SEALING APPARATUS WITH RETENTION RIBS FOR AN ENGINE VALVE COVER**
- (71) Applicant: **Transportation IP Holdings, LLC**,  
Norwalk, CT (US)
- (72) Inventor: **Kotha Ramesh Kumar**, Bangalore (IN)
- (73) Assignee: **Transportation IP Holdings, LLC**,  
Norwalk, CT (US)
- (\*\*) Term: **15 Years**
- (21) Appl. No.: **29/713,904**
- (22) Filed: **Nov. 19, 2019**
- (51) **LOC (13) Cl.** ..... **23-01**
- (52) **U.S. Cl.**  
USPC ..... **D23/269**; D12/220
- (58) **Field of Classification Search**  
USPC ..... D24/121-123, 108, 127, 128; D13/199,  
D13/182, 152; D14/140, 140.1, 140.2,  
D14/140.6, 142, 155, 159, 188, 240, 242;  
D15/143; D23/259, 262, 269; D12/220  
CPC ..... F16J 15/122; F16J 15/0818; H05K 5/0004  
See application file for complete search history.

- D917,026 S \* 4/2021 Pacheco ..... D23/269
- D933,031 S \* 10/2021 Yoshida ..... D13/182
- D939,694 S \* 12/2021 Hokans ..... D23/269
- 2005/0280214 A1 \* 12/2005 Richards ..... F16J 15/122  
277/628
- 2014/0097575 A1 \* 4/2014 Schumacher ..... F16J 15/0818  
277/591

**OTHER PUBLICATIONS**

- Kumar, K., "Gasket," U.S. Appl. No. 29/713,902, filed Nov. 19, 2019, 7 pages.
- Kumar, K. et al., "Engine Coolant System and Method," U.S. Appl. No. 16/688,939, filed Nov. 19, 2019, 46 pages.
- Kumar, K., "Engine Cylinder Liner With Linear Catcher," U.S. Appl. No. 16/688,863, filed Nov. 19, 2019, 22 pages.

\* cited by examiner

*Primary Examiner* — Susan E Krakower  
*Assistant Examiner* — Jerry Shiuan-Hua Hsu  
 (74) *Attorney, Agent, or Firm* — McCoy Russell LLP

(57) **CLAIM**

The ornamental design for a sealing apparatus with retention ribs for an engine valve cover, as shown and described.

(56) **References Cited**

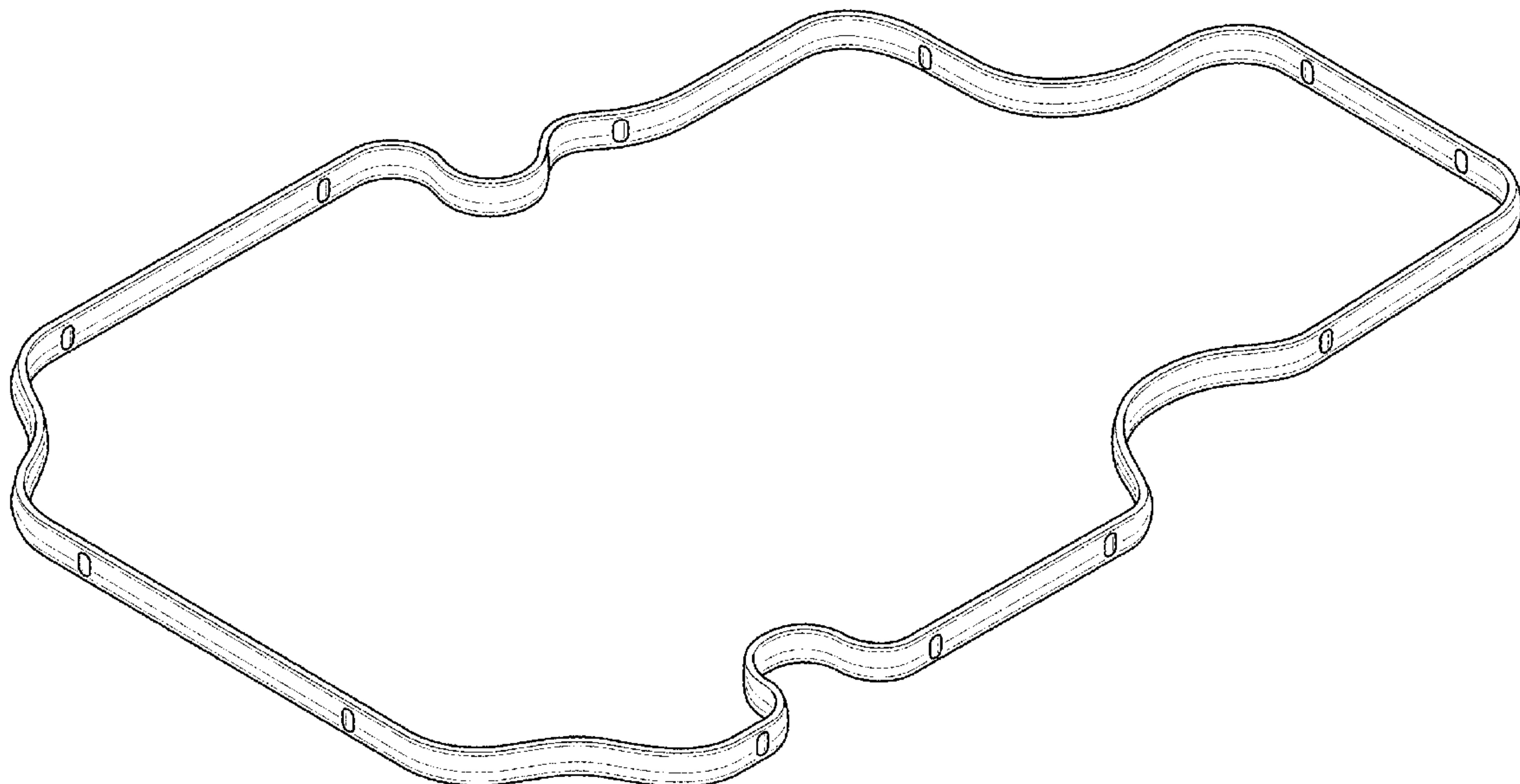
**U.S. PATENT DOCUMENTS**

- D519,535 S \* 4/2006 Olsson ..... D15/143
- D711,834 S \* 8/2014 Jones ..... D13/152
- D715,412 S \* 10/2014 Sgherri ..... D23/262
- D728,757 S \* 5/2015 Graham ..... D23/269
- D785,144 S \* 4/2017 Kitagawa ..... D23/269
- D846,095 S \* 4/2019 Copeland ..... D23/269
- D848,585 S \* 5/2019 Yamamoto ..... D23/269
- D857,859 S \* 8/2019 Copeland ..... D23/269
- D876,594 S \* 2/2020 Watanabe ..... D23/269
- D894,146 S \* 8/2020 Chen ..... H05K 5/0004  
D14/140.2
- D909,322 S \* 2/2021 Yoshida ..... D13/199

**DESCRIPTION**

FIG. 1 is a top-front perspective view of a sealing apparatus with retention ribs for an engine valve cover according to the claimed design;  
 FIG. 2 is a top view thereof;  
 FIG. 3 is a bottom view thereof;  
 FIG. 4 is a front view thereof;  
 FIG. 5 is a rear view thereof;  
 FIG. 6 is a left side view thereof; and,  
 FIG. 7 is a right side view thereof.

**1 Claim, 7 Drawing Sheets**



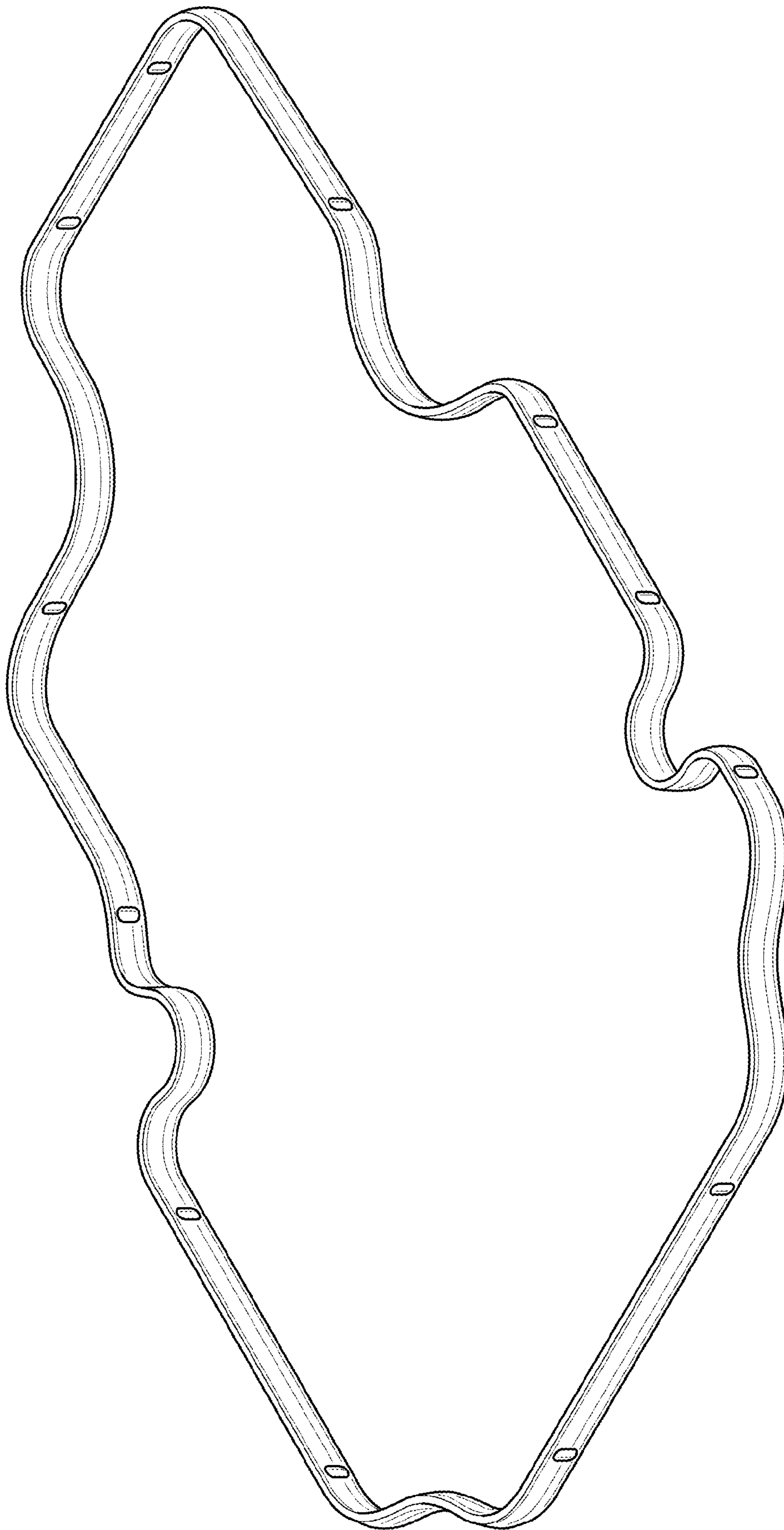


FIG. 1

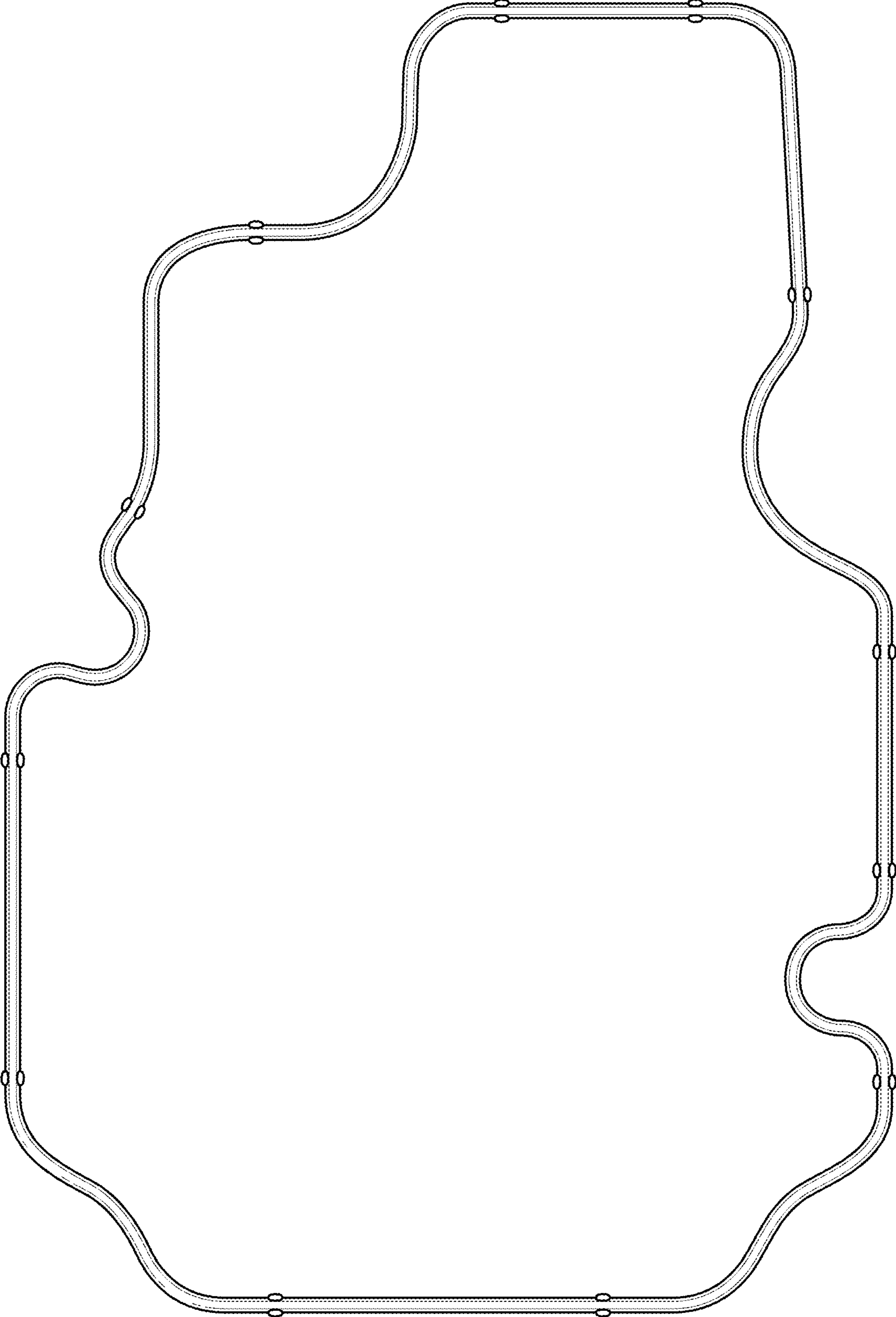


FIG. 2

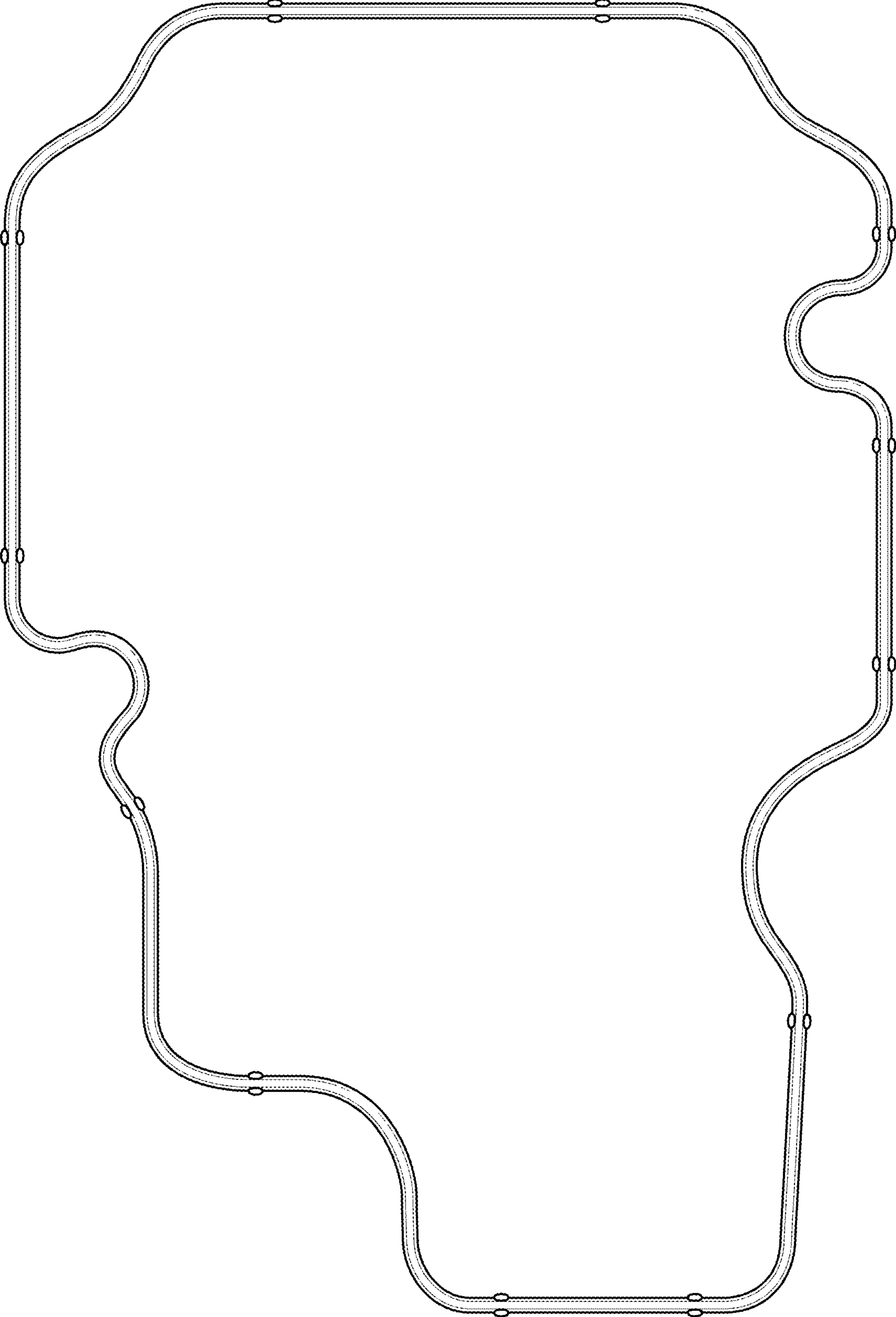


FIG. 3



FIG. 4



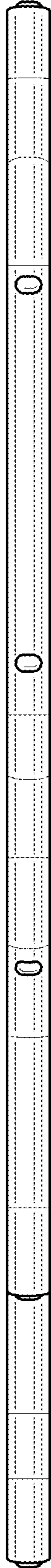


FIG. 5




FIG. 6

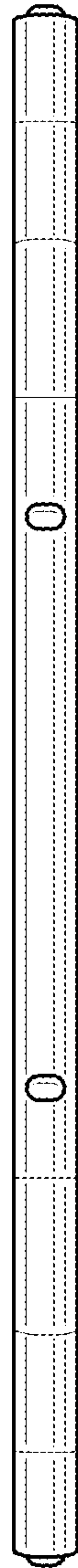


FIG. 7