



US00D967313S

(12) **United States Design Patent**
Keeler

(10) **Patent No.:** **US D967,313 S**

(45) **Date of Patent:** **** Oct. 18, 2022**

(54) **CUSTOMIZABLE ICE SKATE COVER**

9,770,062 B1 * 9/2017 Armetta A43B 3/0031
D806,194 S * 12/2017 Desrochers D21/761

(71) Applicant: **Matthew Keeler**, Albion, NY (US)

* cited by examiner

(72) Inventor: **Matthew Keeler**, Albion, NY (US)

Primary Examiner — S. Bryan Reinholdt, Jr.

Assistant Examiner — James T Tyree

(**) Term: **15 Years**

(74) *Attorney, Agent, or Firm* — Vincent G. LoTempio

(21) Appl. No.: **29/736,791**

(57) **CLAIM**

The ornamental design for a customizable ice skate cover, as shown and described.

(22) Filed: **Jun. 3, 2020**

DESCRIPTION

(51) **LOC (13) Cl.** **21-02**

(52) **U.S. Cl.**

USPC **D21/771**; D21/761

(58) **Field of Classification Search**

USPC D21/771, 761, 760; D2/902, 904

CPC A63C 1/00; A63C 2203/00; A63C 3/00

See application file for complete search history.

FIG. 1 is a perspective view of customizable skate cover showing my new design.

FIG. 2 is a front view thereof;

FIG. 3 is a back view thereof;

FIG. 4 is a left side view thereof;

FIG. 5 is a right side view thereof;

FIG. 6 is a top view thereof;

FIG. 7 is a bottom view thereof;

FIG. 8 is front view thereof showing the cover on a right skate; and,

FIG. 9 is front view of another embodiment of my new design showing the cover on a left skate.

The broken lines in FIGS. 8 and 9 depict environmental structures of an ice skate and form no part of the claimed invention.

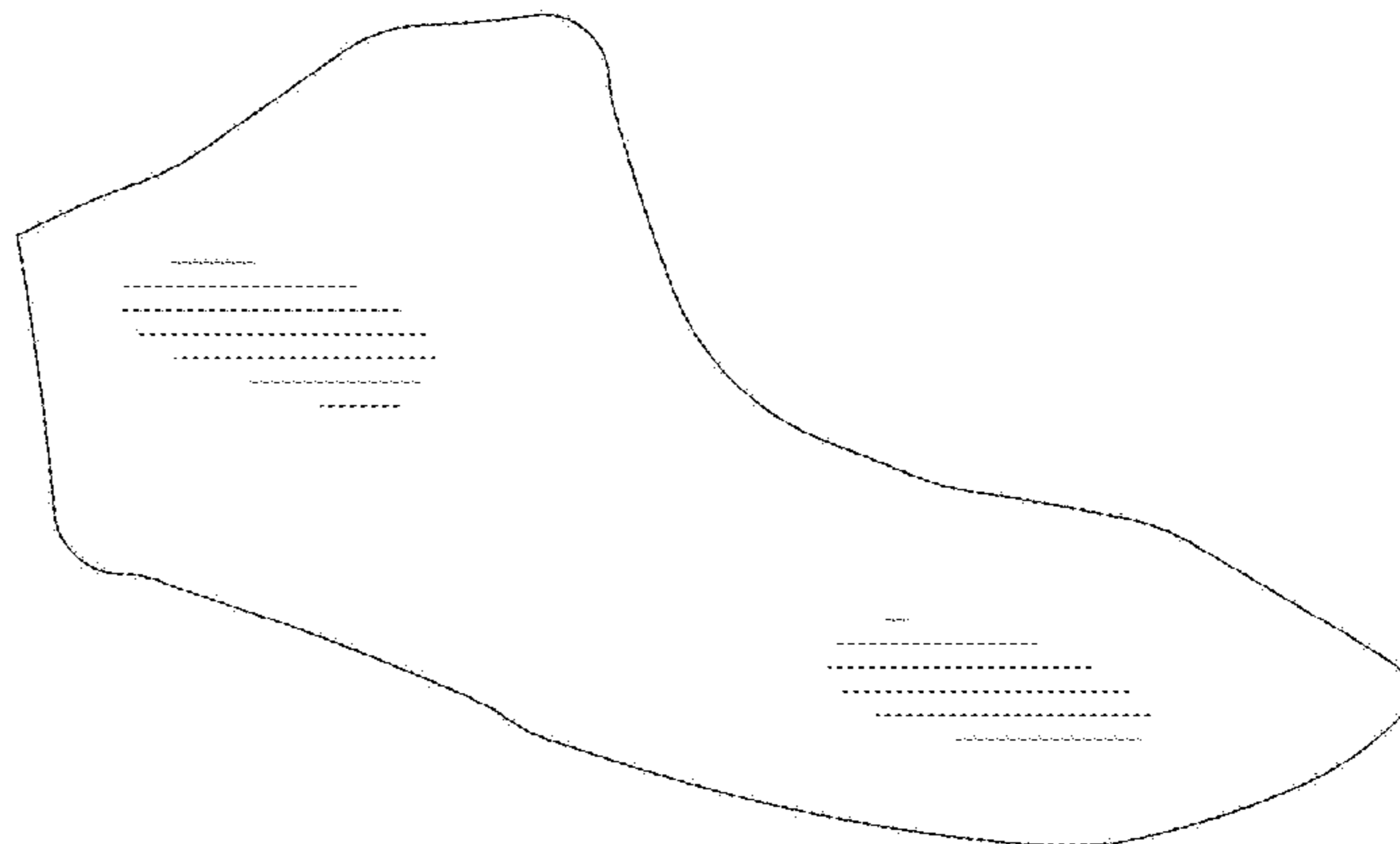
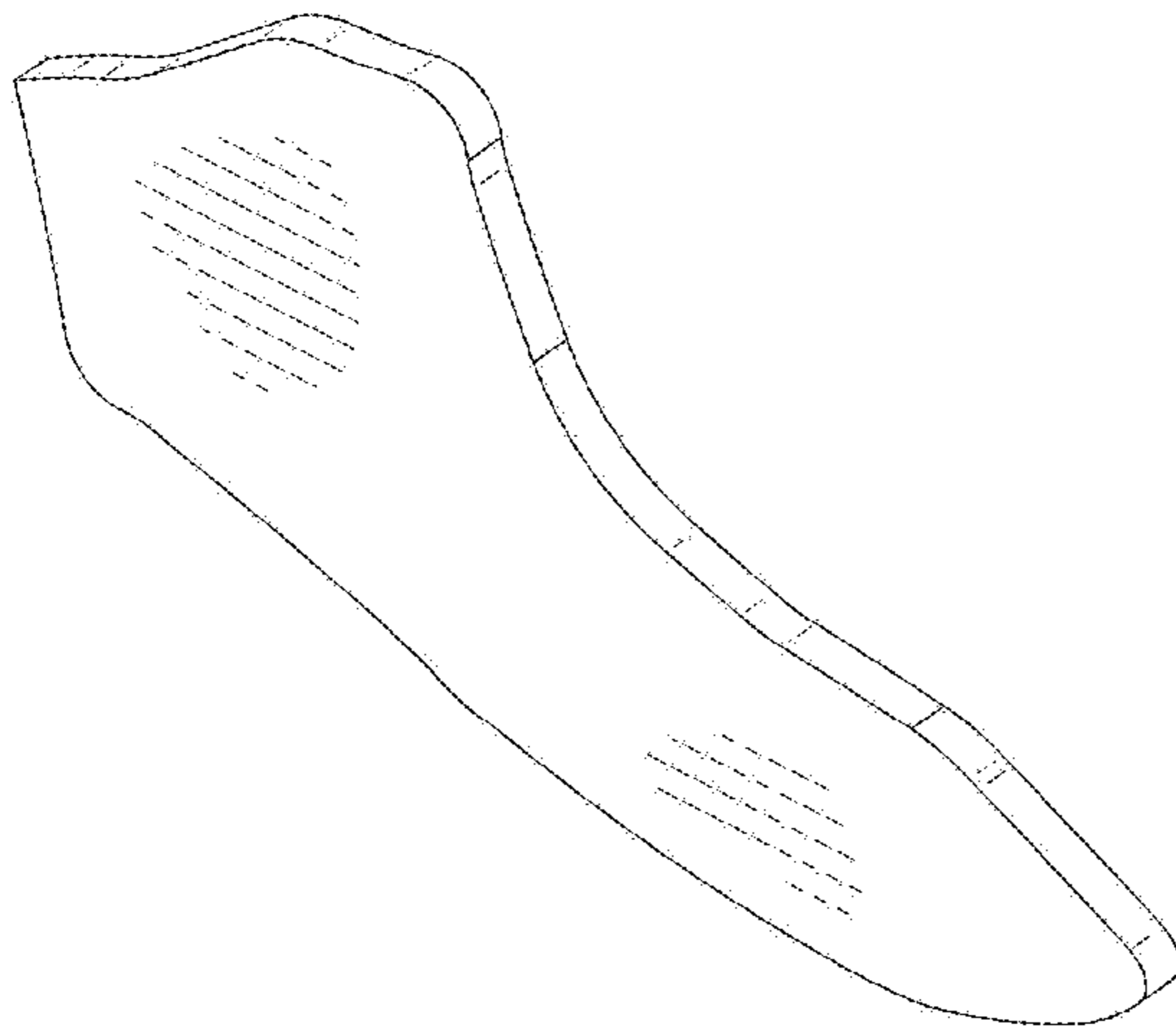
FIGS. 1 through 8 illustrate a customizable ice skate cover for a right-footed skate, it is to be understood that the invention includes a left-footed customizable ice skate cover which would be illustrated as a mirror image of any or all of the views shown in FIGS. 1 through 7.

(56) **References Cited**

U.S. PATENT DOCUMENTS

1,160,159	A *	11/1915	Freeman	A63C 3/00
					280/811
2,984,917	A *	5/1961	Saunders	A43B 5/18
					280/811
5,234,230	A *	8/1993	Crane	A63C 3/00
					280/811
D441,822	S *	5/2001	Mayer, II	D21/771
D445,159	S *	7/2001	Mayer, II	D21/771
D448,825	S *	10/2001	Baron	D21/771
D450,363	S *	11/2001	Mayer, II	D21/764

1 Claim, 5 Drawing Sheets



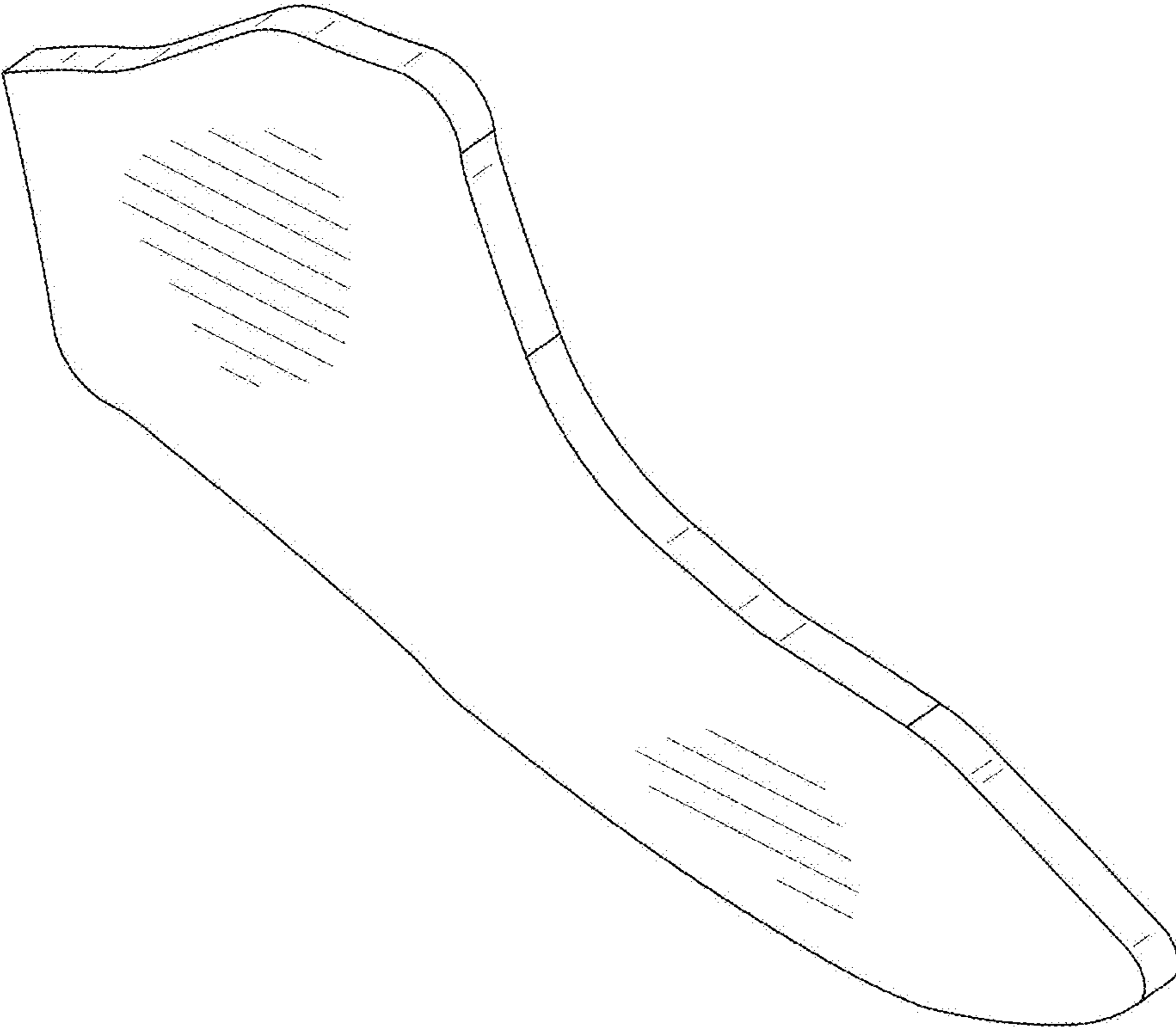


FIG. 1



FIG. 2




FIG. 3



FIG. 4




FIG. 5



FIG. 6



FIG. 7




FIG. 9




FIG. 8