



US00D967308S

(12) **United States Design Patent**
Zhong

(10) **Patent No.:** **US D967,308 S**
(45) **Date of Patent:** **** Oct. 18, 2022**

(54) **RESISTANCE BAND**

(71) Applicant: **Qinghua Zhong**, Jiangxi (CN)

(72) Inventor: **Qinghua Zhong**, Jiangxi (CN)

(**) Term: **15 Years**

(21) Appl. No.: **29/804,240**

(22) Filed: **Aug. 19, 2021**

(51) **LOC (13) Cl.** **21-02**

(52) **U.S. Cl.**

USPC **D21/692**

(58) **Field of Classification Search**

USPC D21/685, 693, 698, 771, 773, 774, 753,
D21/756, 807, 692, 679, 686, 673, 681,
D21/682, 691, 694, 662, 797, 665, 683,
D21/684, 677; D24/190

See application file for complete search history.

(56) **References Cited**

U.S. PATENT DOCUMENTS

D346,632 S *	5/1994	Castellanos	D21/692
D654,124 S *	2/2012	Davis	D21/662
D657,008 S *	4/2012	Markovic	D21/662
D750,716 S	3/2016	Pouliot		
D794,728 S *	8/2017	Thomson	D21/694
D798,972 S *	10/2017	Wallace	D21/692
D806,811 S *	1/2018	Best	D21/692
D870,218 S *	12/2019	Sudell	D21/692
D952,778 S *	5/2022	Tu	D21/692
D958,906 S *	7/2022	Chen	D21/662
2005/0170937 A1 *	8/2005	van Straaten	A63B 21/4013 482/126
2007/0173387 A1 *	7/2007	Wu	A63B 21/169 482/121
2010/0113231 A1 *	5/2010	Kopp	A63B 23/0355 482/121
2013/0190148 A1 *	7/2013	Allison	A63B 21/0442 482/129
2014/0221177 A1 *	8/2014	Reed	A63B 21/00043 482/126

(Continued)

OTHER PUBLICATIONS

Allbingo, announced 2019[online], [site visited Jul. 22, 2022]. Available on internet, URL:https://www.amazon.com/allbingo-Compatible-Attachment-Carabiners-Resistance/dp/B07VWLV18W/ref (Year: 2019).*

(Continued)

Primary Examiner — Khawaja Anwar

Assistant Examiner — Julice Seung Eun Oum

(57) **CLAIM**

The ornamental design for a resistance band, as shown and described.

DESCRIPTION

FIG. 1 is a front and top perspective view of a resistance band, showing my new design;

FIG. 2 is a rear and bottom perspective view thereof;

FIG. 3 is a front elevation view thereof;

FIG. 4 is a rear elevation view thereof;

FIG. 5 is a left side elevation view thereof;

FIG. 6 is a right side elevation view thereof;

FIG. 7 is a top plan view thereof;

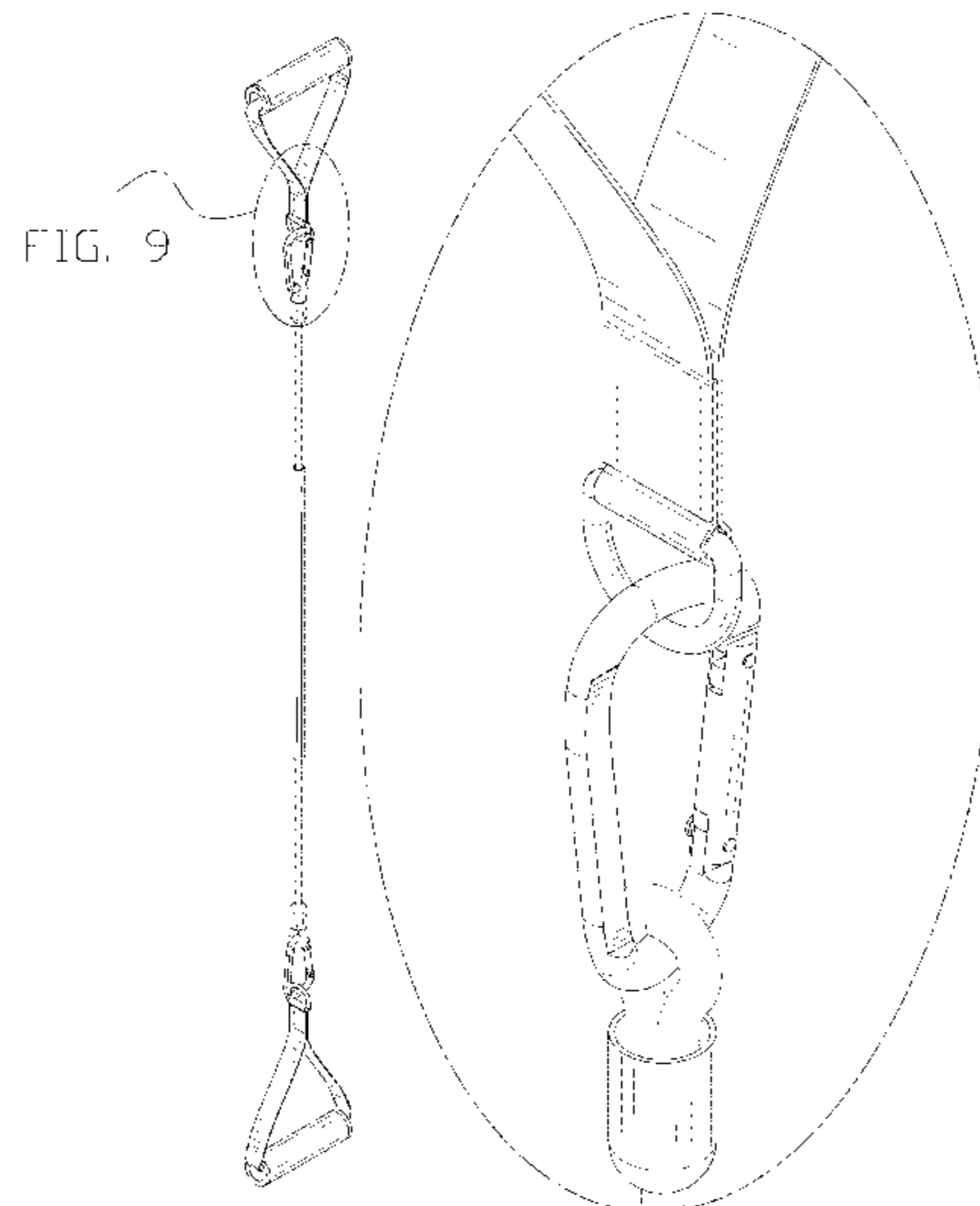
FIG. 8 is a bottom plan view thereof;

FIG. 9 is an enlarged view of a portion labeled, 'FIG. 9' in FIG. 1; and,

FIG. 10 is another perspective view thereof, shown in a using position.

The broken lines in the figures illustrate portions of the resistance band that form no part of the claimed design. The dash dot dash lines in FIGS. 1 and 9 are for the purpose of depicting the boundary lines of the enlarged view and form no part of the claimed design.

1 Claim, 10 Drawing Sheets



(56)

References Cited

U.S. PATENT DOCUMENTS

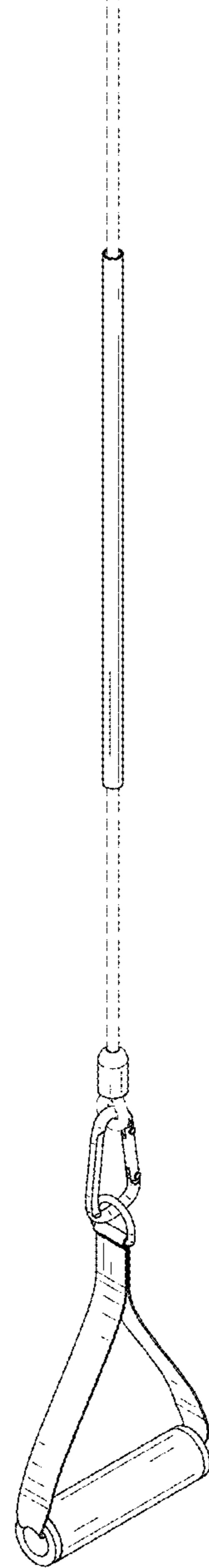
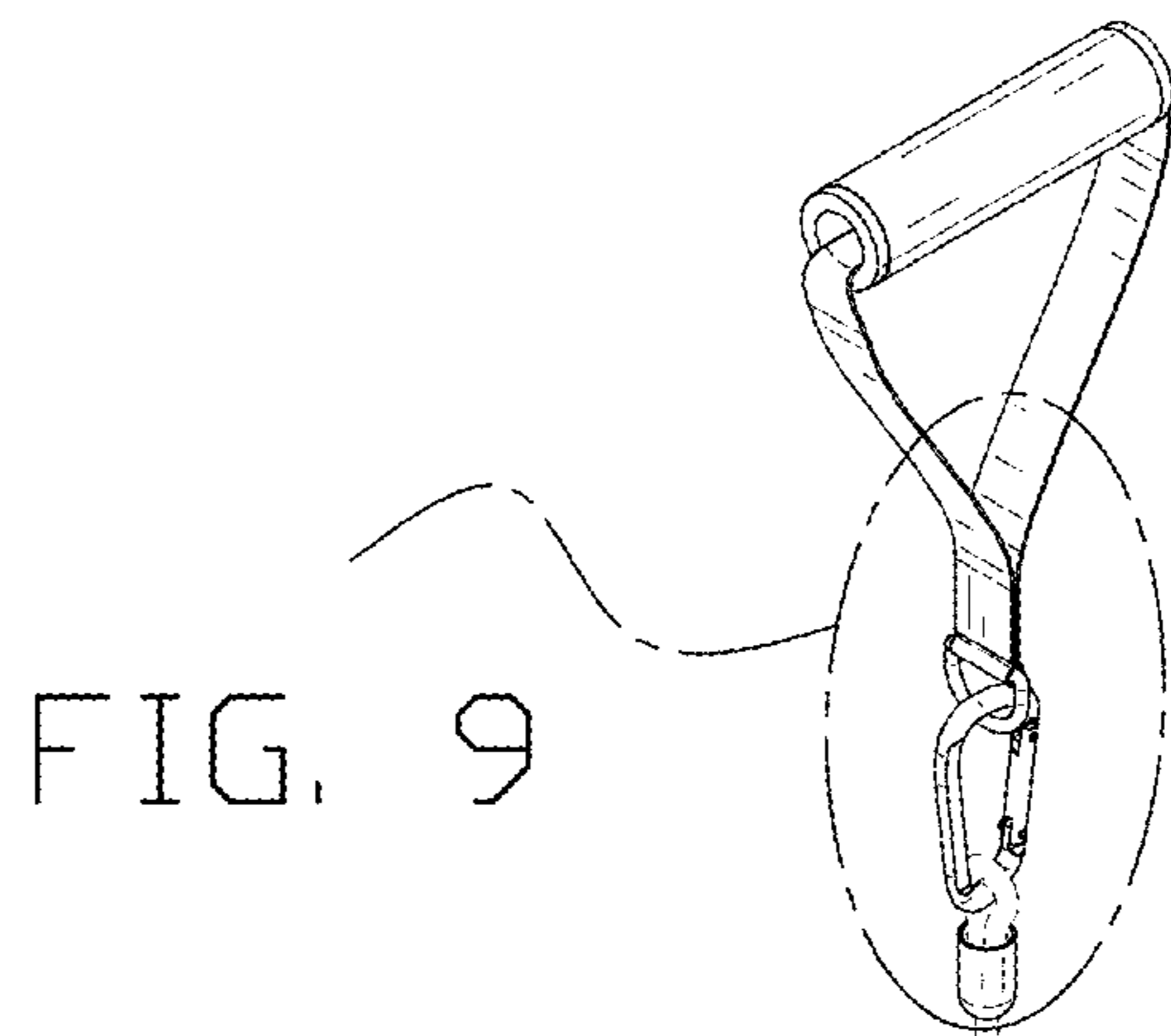
2014/0221178 A1* 8/2014 Wagner A63B 23/12
482/126
2014/0315695 A1* 10/2014 Scott A63B 21/00178
482/91
2017/0252598 A1* 9/2017 Ross A63B 21/00065

OTHER PUBLICATIONS

KKtech, announced 2016[online], [site visited Jul. 22, 2022]. Available on internet, URL:<https://www.amazon.com/KKTech-Resistance-Replacement-Equipment-Training%EF%BC%88/dp/B01JKVRKKW/ref> (Year: 2016).*

Smarter life products store, announced 2016[online], [site visited Jul. 22, 2022]. Available on internet, URL:<https://www.amazon.com/Resistance-Exercise-Stretching-Strength-Men-Women/dp/B01LY9ES97/ref> (Year: 2016).*

* cited by examiner



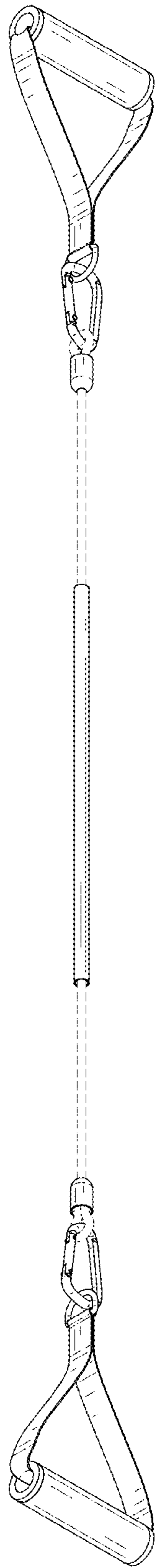


FIG. 2

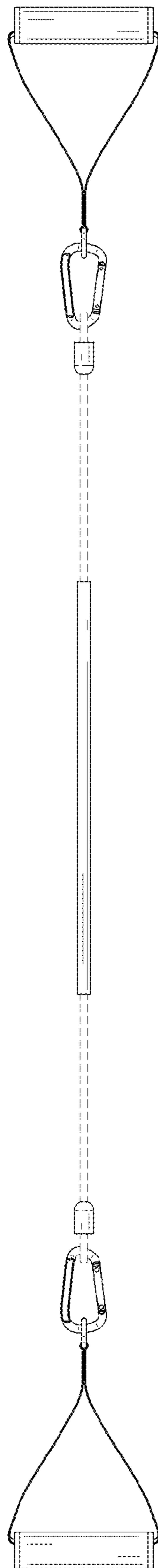


FIG. 3

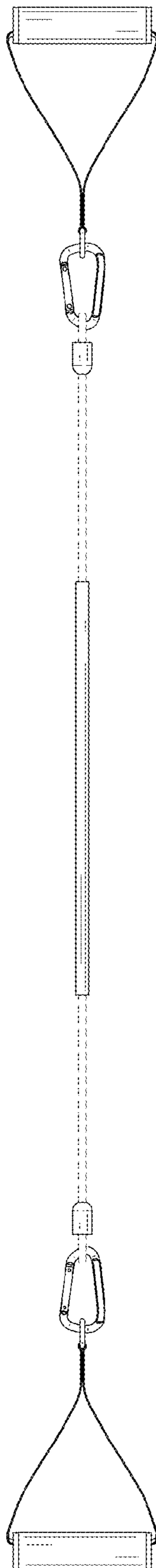


FIG. 4

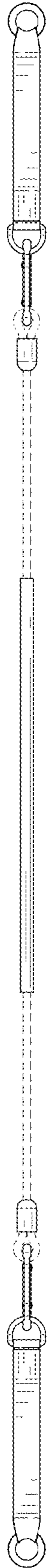


FIG. 5

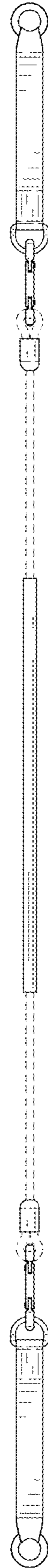


FIG. 6



FIG. 7



FIG. 8

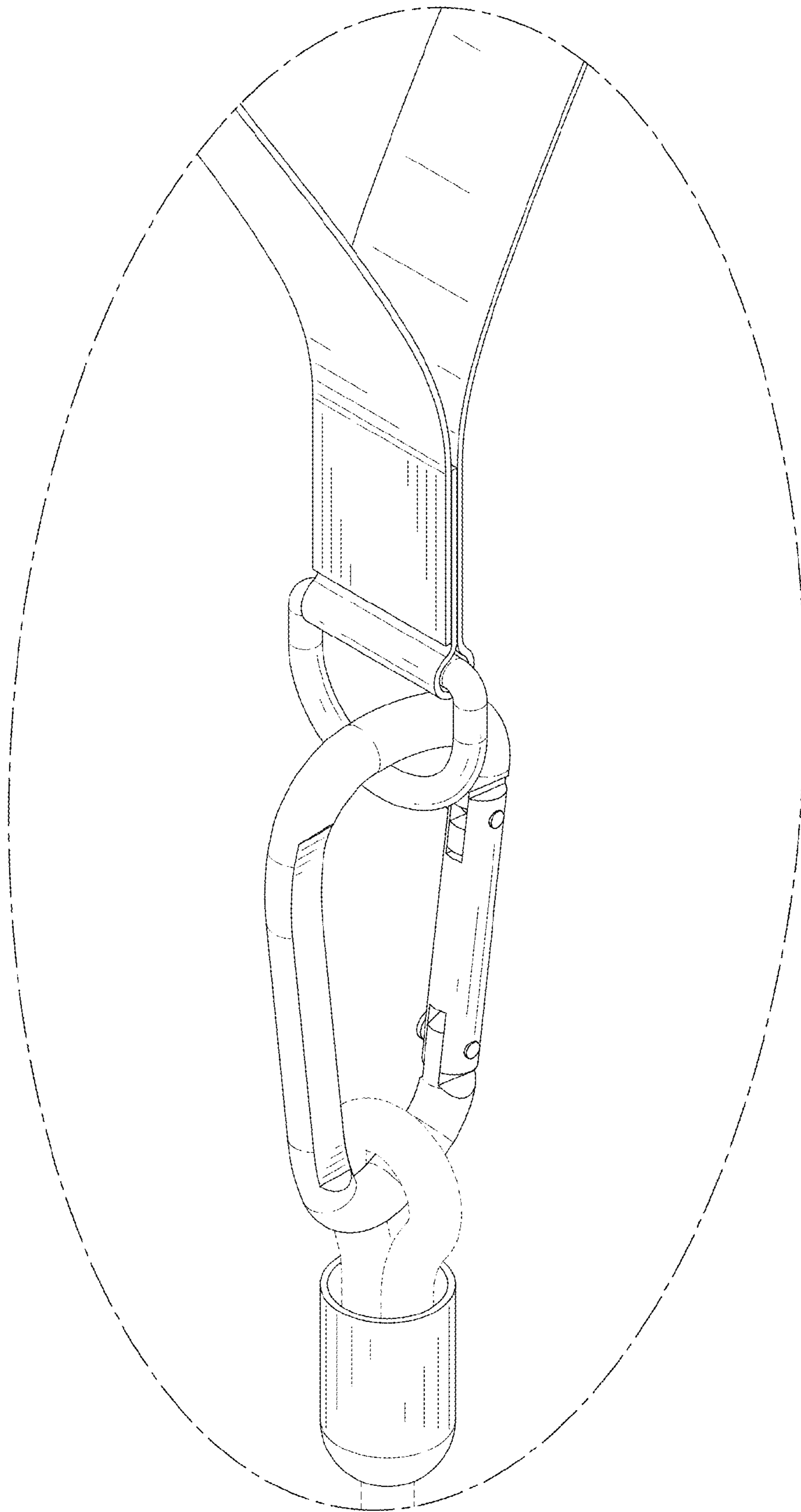


FIG. 9

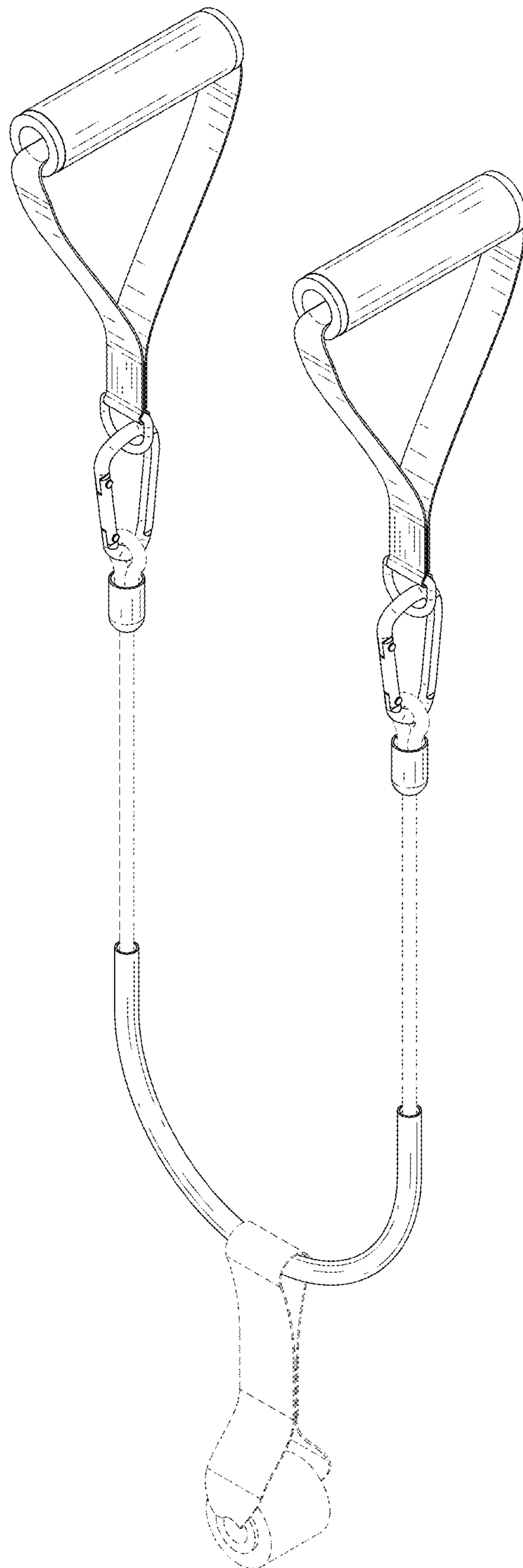


FIG. 10