



US00D967302S

(12) **United States Design Patent** (10) **Patent No.:** **US D967,302 S**
Okubadejo (45) **Date of Patent:** **** Oct. 18, 2022**

(54) **EXERCISE BOARD**

(71) Applicant: **Gbolahan Okubadejo**, Edgewater, NJ (US)

(72) Inventor: **Gbolahan Okubadejo**, Edgewater, NJ (US)

(**) Term: **15 Years**

(21) Appl. No.: **29/750,757**

(22) Filed: **Sep. 16, 2020**

Related U.S. Application Data

(63) Continuation of application No. 16/248,969, filed on Jan. 16, 2019, now Pat. No. 10,857,422.

(51) **LOC (13) Cl.** **21-02**

(52) **U.S. Cl.**
USPC **D21/662**

(58) **Field of Classification Search**
USPC D21/796, 686, 791, 792, 797, 671, 694, D21/582, 497, 662, 334, 365, 335, 802, D21/687, 690, 688, 689, 760, 769, 707, D21/811, 814, 818; D6/349
CPC A63B 23/0458; A63B 2208/0204; A63B 22/14; A63B 2022/0033; A63B 2210/50; A63B 22/18; A63B 26/003; A63B 21/00047; A63B 21/0004; A63B 21/00196; A61H 11/005; A61H 2203/0406

See application file for complete search history.

(56) **References Cited**

U.S. PATENT DOCUMENTS

5,643,164 A * 7/1997 Teff A63B 23/08
8,734,308 B1 * 5/2014 Joslin A63B 22/18
D785,106 S * 4/2017 Panes D21/688
D798,397 S * 9/2017 Bellevue D21/686
D827,061 S * 8/2018 Trenkle D21/686
D890,868 S * 7/2020 Zhao D21/686

D896,460 S * 9/2020 Troyan D34/11
D896,461 S * 9/2020 Troyan D34/11
D897,459 S * 9/2020 Qiao D21/686
D916,217 S * 4/2021 Melgoza D21/688
D930,093 S * 9/2021 Lyu D21/686

FOREIGN PATENT DOCUMENTS

IN 358959-001-0001 * 2/2022

OTHER PUBLICATIONS

“Power Press Push-Up” Nov. 11, 2011, Amazon, site visited Aug. 10, 2022: <https://amzn.to/3MVIWs4> (Year: 2011).*
“360 CoreBoard” May 29, 2020, Youtube, site visited Aug. 10, 2022: <https://www.youtube.com/watch?v=M5RPBoNITeQ> (Year: 2020).*

* cited by examiner

Primary Examiner — Jack Reickel

Assistant Examiner — Salamah Jordan

(74) *Attorney, Agent, or Firm* — Lawrence B. Goodwin; Mandelbaum Barrett PC

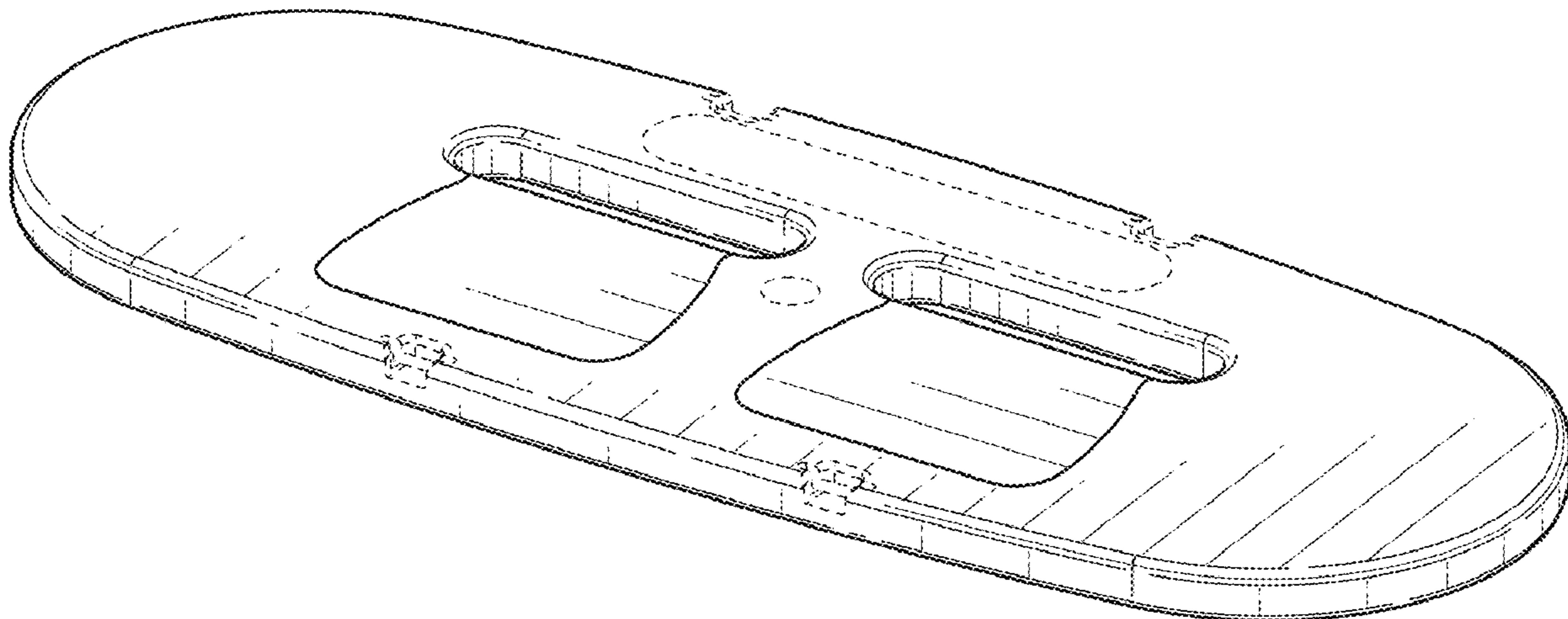
(57) **CLAIM**

The ornamental design for an exercise board, as shown and described.

DESCRIPTION

FIG. 1 is a top, right, front perspective view showing the exercise board;
FIG. 2 is a front view showing the exercise board;
FIG. 3 is a rear view showing the exercise board;
FIG. 4 is a left side view showing the exercise board;
FIG. 5 is a right side view showing the exercise board;
FIG. 6 is a top view showing the exercise board; and,
FIG. 7 is a bottom view showing the exercise board.
Where utilized, the broken lines show portions of the exercise board that form no part of the claimed design.

1 Claim, 3 Drawing Sheets



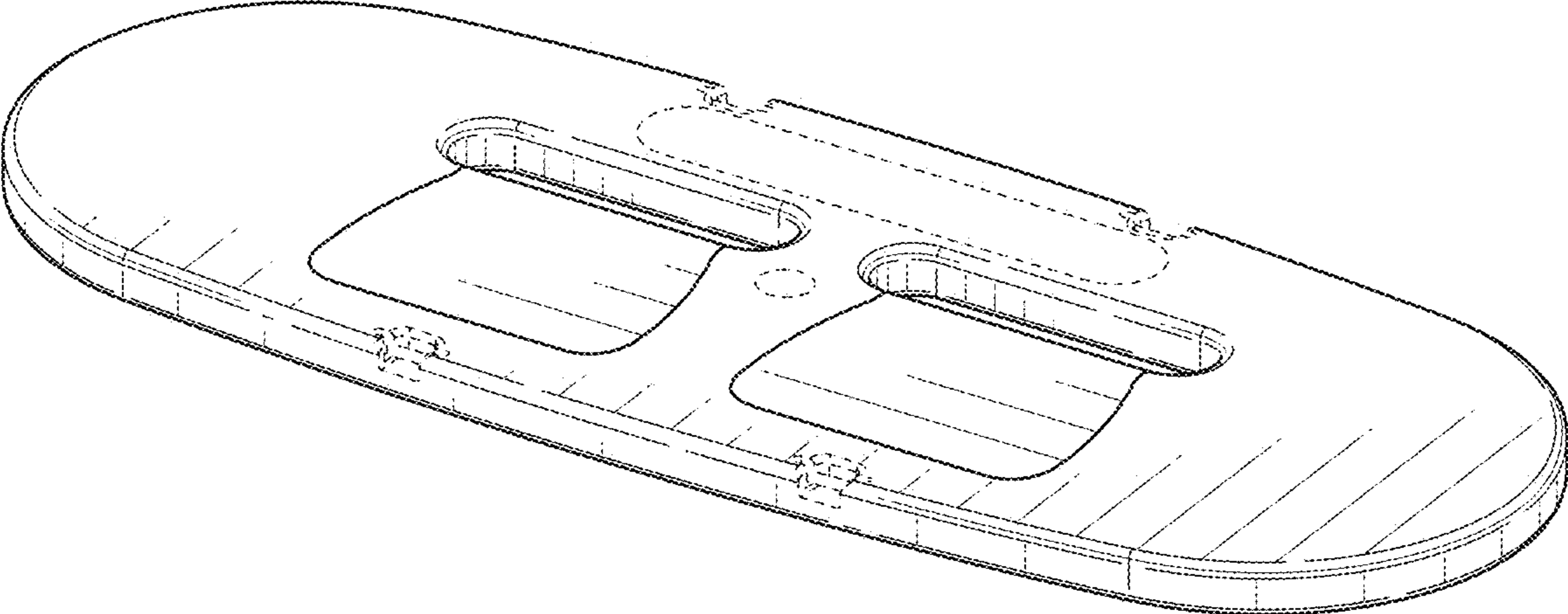


FIG. 1

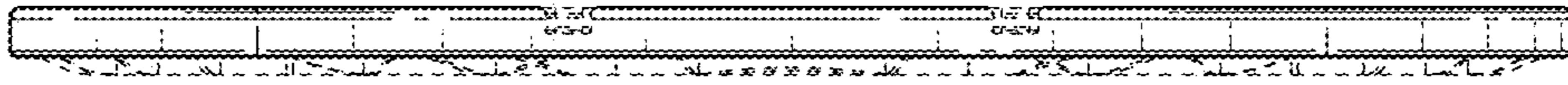


FIG. 2




FIG. 3




FIG. 4



FIG. 5

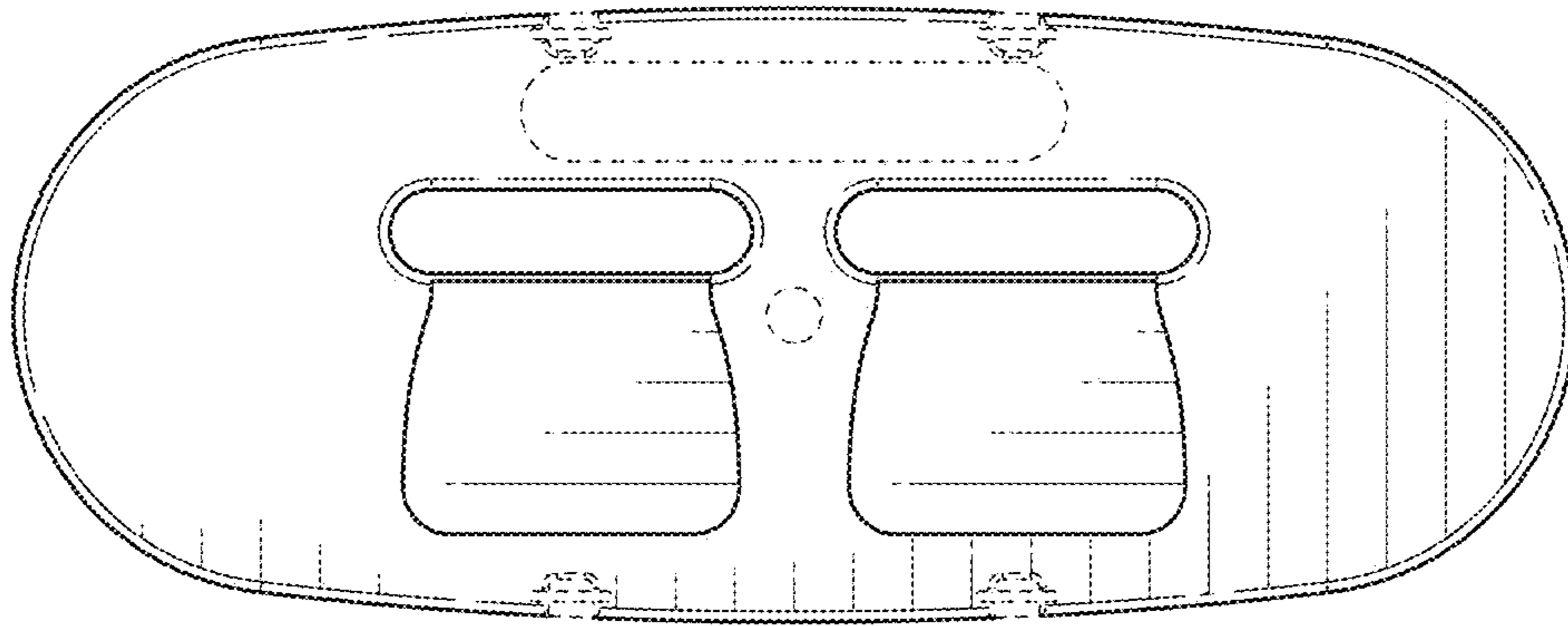


FIG. 6

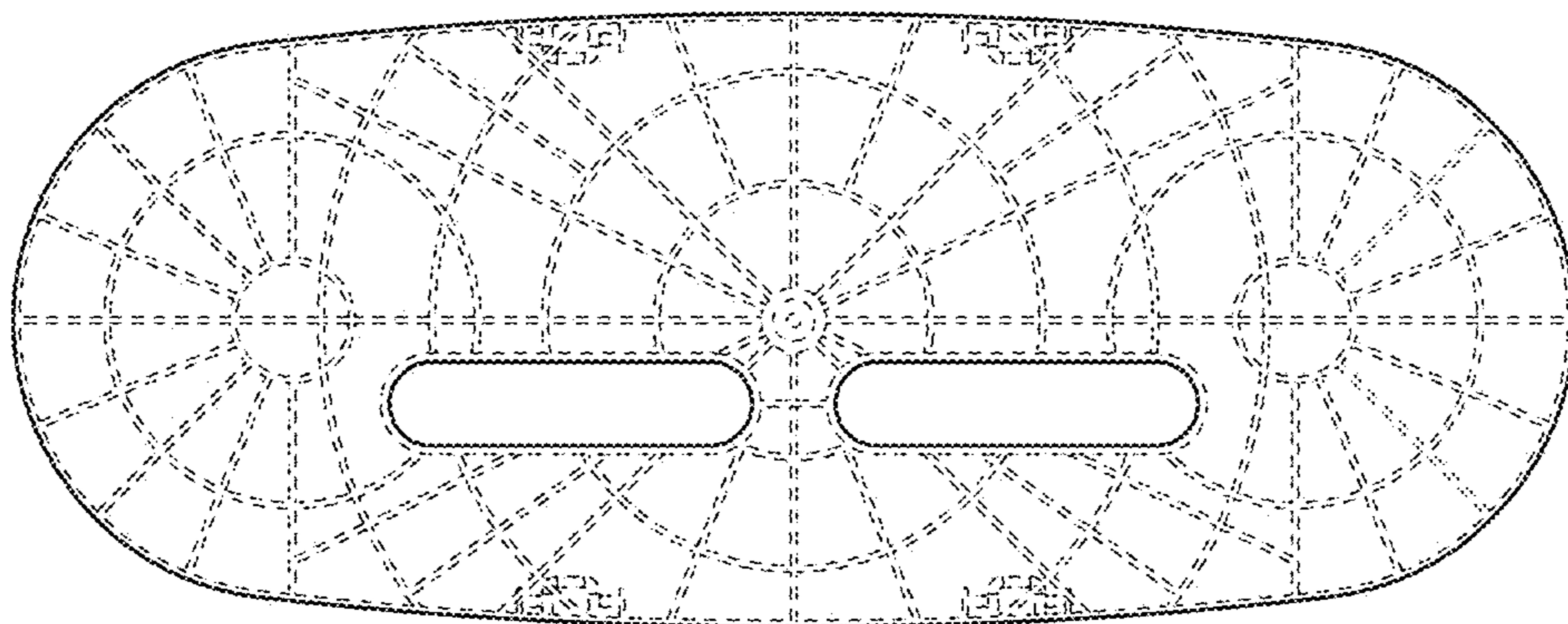


FIG. 7