



US00D967298S

(12) **United States Design Patent**
Zheng

(10) **Patent No.:** **US D967,298 S**

(45) **Date of Patent:** **** Oct. 18, 2022**

(54) **BABY DOLL**

(71) Applicant: **Shenzhen Aiduola Internet Co., Ltd.**,
Guangdong (CN)

(72) Inventor: **Xin Zheng**, Fujian (CN)

(73) Assignee: **Xin Zheng**, Shenzhen (CN)

(**) Term: **15 Years**

(21) Appl. No.: **29/825,135**

(22) Filed: **Jan. 28, 2022**

(51) **LOC (13) Cl.** **21-02**

(52) **U.S. Cl.**
USPC **D21/625**; D21/621

(58) **Field of Classification Search**
USPC D11/160; D20/32; D21/621, 625, 627,
D21/659, 684

CPC A63H 3/00; A63H 3/02
See application file for complete search history.

(56) **References Cited**

U.S. PATENT DOCUMENTS

5,004,442	A *	4/1991	Lemelson	A63H 3/36 446/268
D348,702	S *	7/1994	Romero	D21/621
D349,138	S *	7/1994	Romero	D21/621
D367,899	S *	3/1996	McDonnell	D21/621
D388,480	S *	12/1997	Toft	D21/621
D400,297	S *	10/1998	Chazen	D21/621
D416,297	S *	11/1999	Eggert	D21/625
6,030,271	A *	2/2000	Pietrafesa	A63H 3/06 446/268
6,050,826	A *	4/2000	Christianson	A63H 3/001 434/262
D442,238	S *	5/2001	Choy	D21/659

D445,150	S *	7/2001	Stolpen	D21/625
D456,861	S *	5/2002	Blanchard	D21/625
D481,082	S *	10/2003	Nishi	D21/625
D560,732	S *	1/2008	Wallis	D21/625
D567,305	S *	4/2008	Hui	D21/625
D567,306	S *	4/2008	Hui	D21/625
D567,307	S *	4/2008	Hui	D21/625
D589,571	S *	3/2009	Hui	D21/625
D590,544	S *	4/2009	Wieczorek	D21/625
D642,635	S *	8/2011	Egedius-Jakobsson	D21/621
D652,090	S *	1/2012	Krupp	D21/621
D658,728	S *	5/2012	Warren	D21/659
8,795,025	B1 *	8/2014	Hunt	A63H 11/00 446/297
D898,131	S *	10/2020	Liu	D21/625
D935,536	S *	11/2021	Liu	D21/625
D948,636	S *	4/2022	Liu	D21/625

* cited by examiner

Primary Examiner — Michael C Stout

Assistant Examiner — Melvin L Davis

(74) *Attorney, Agent, or Firm* — Nitin Kaushik

(57) **CLAIM**

The ornamental design for a baby doll, as shown and described.

DESCRIPTION

FIG. 1 is a perspective view of the baby doll showing my new design;
FIG. 2 is a perspective view thereof from another angle;
FIG. 3 is a front elevational view thereof;
FIG. 4 is a rear elevational view thereof;
FIG. 5 is a left side elevational view thereof;
FIG. 6 is a right side elevational view thereof;
FIG. 7 is a top plan view thereof; and,
FIG. 8 is a bottom plan view thereof.

1 Claim, 8 Drawing Sheets

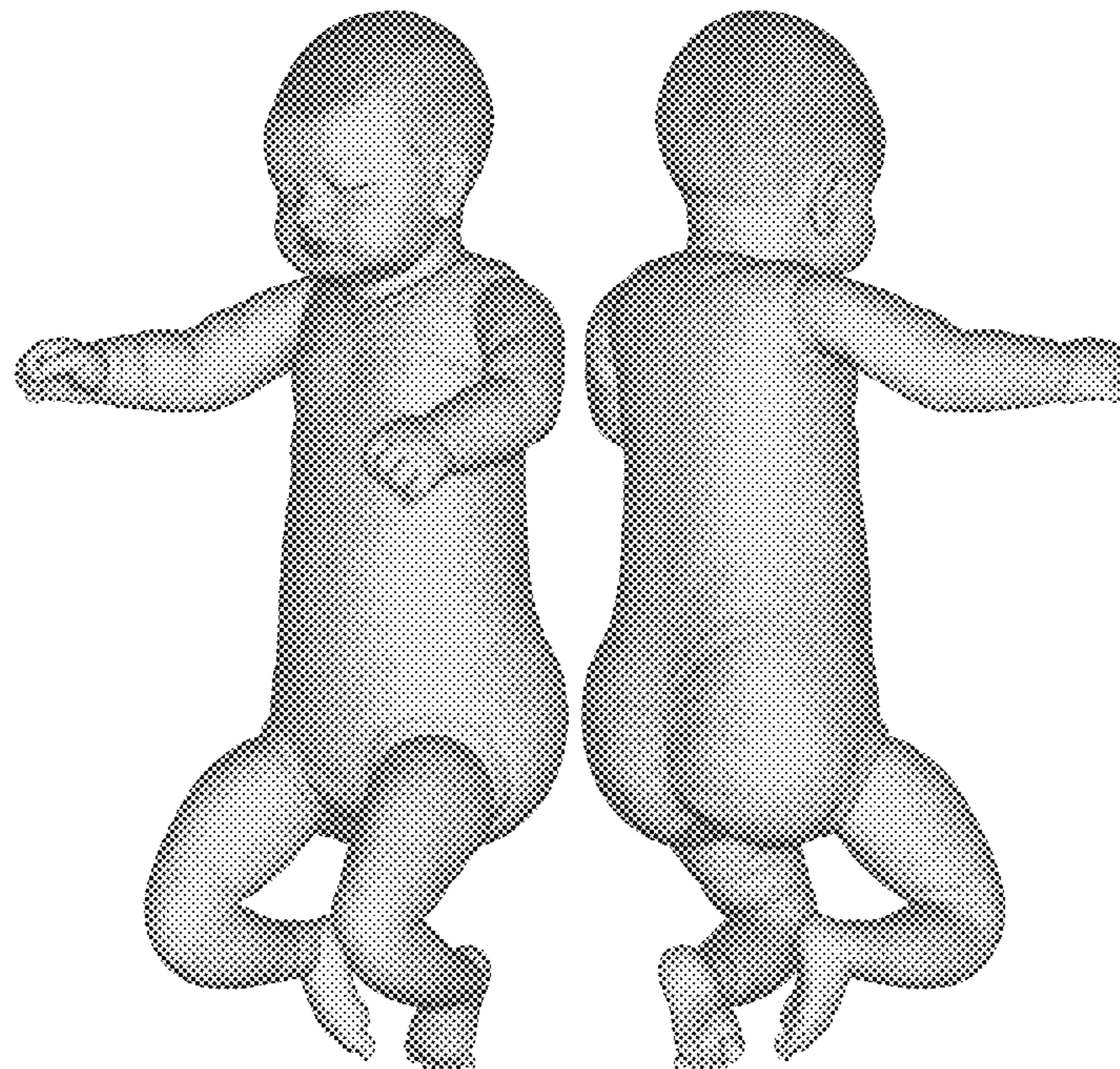




FIG. 1

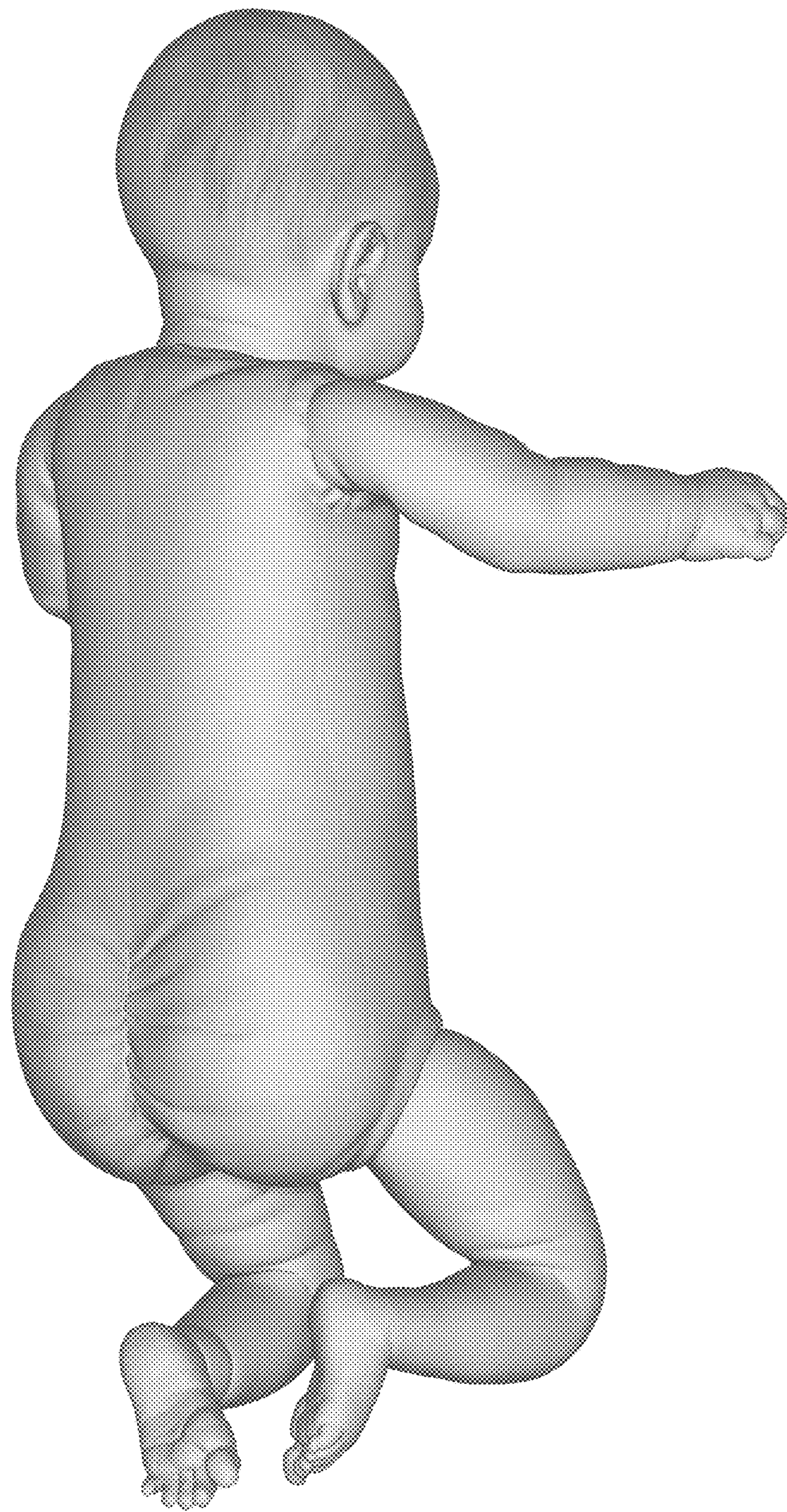


FIG. 2



FIG. 3



FIG. 4

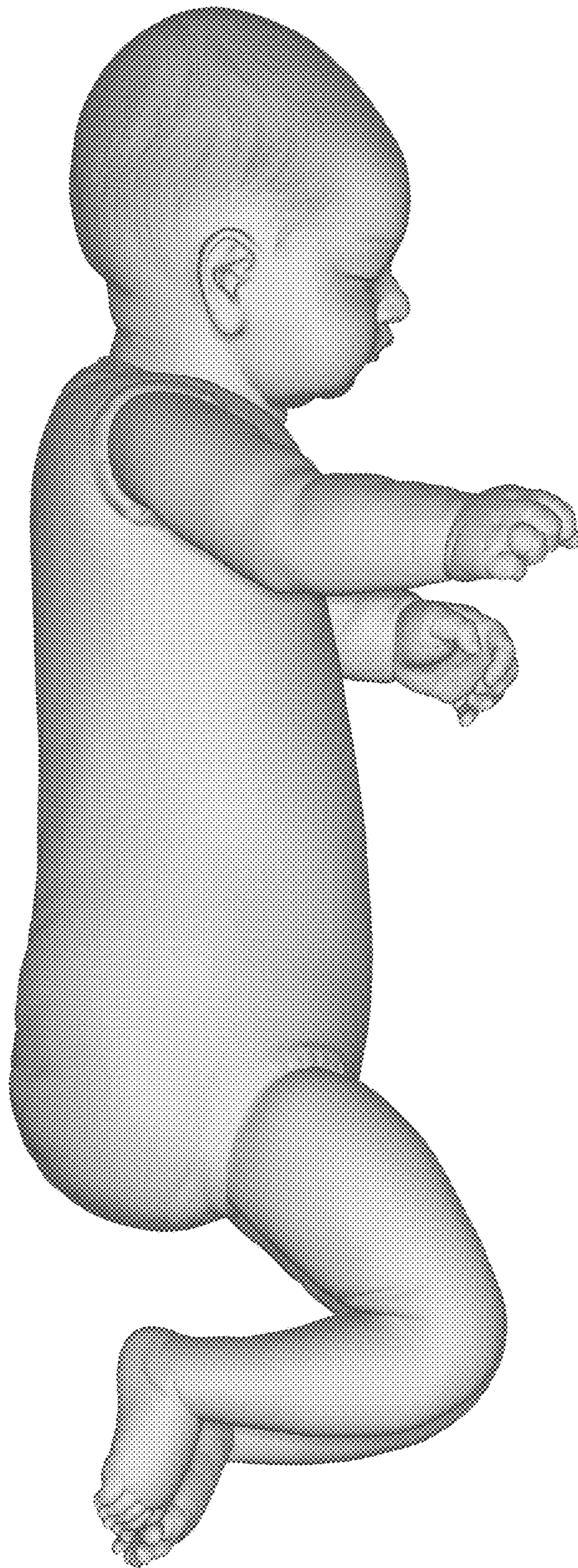


FIG. 5



FIG. 6

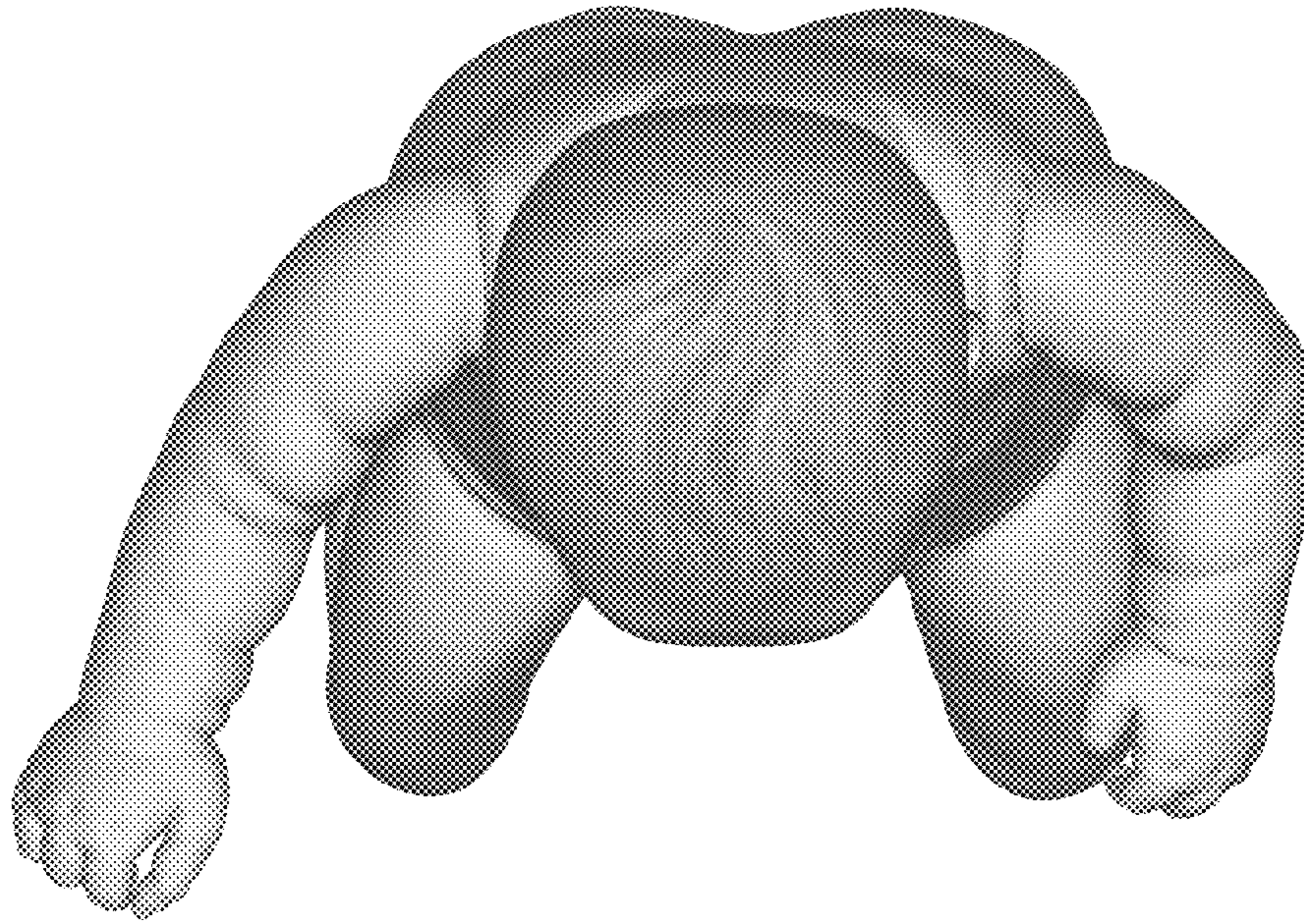


FIG. 7

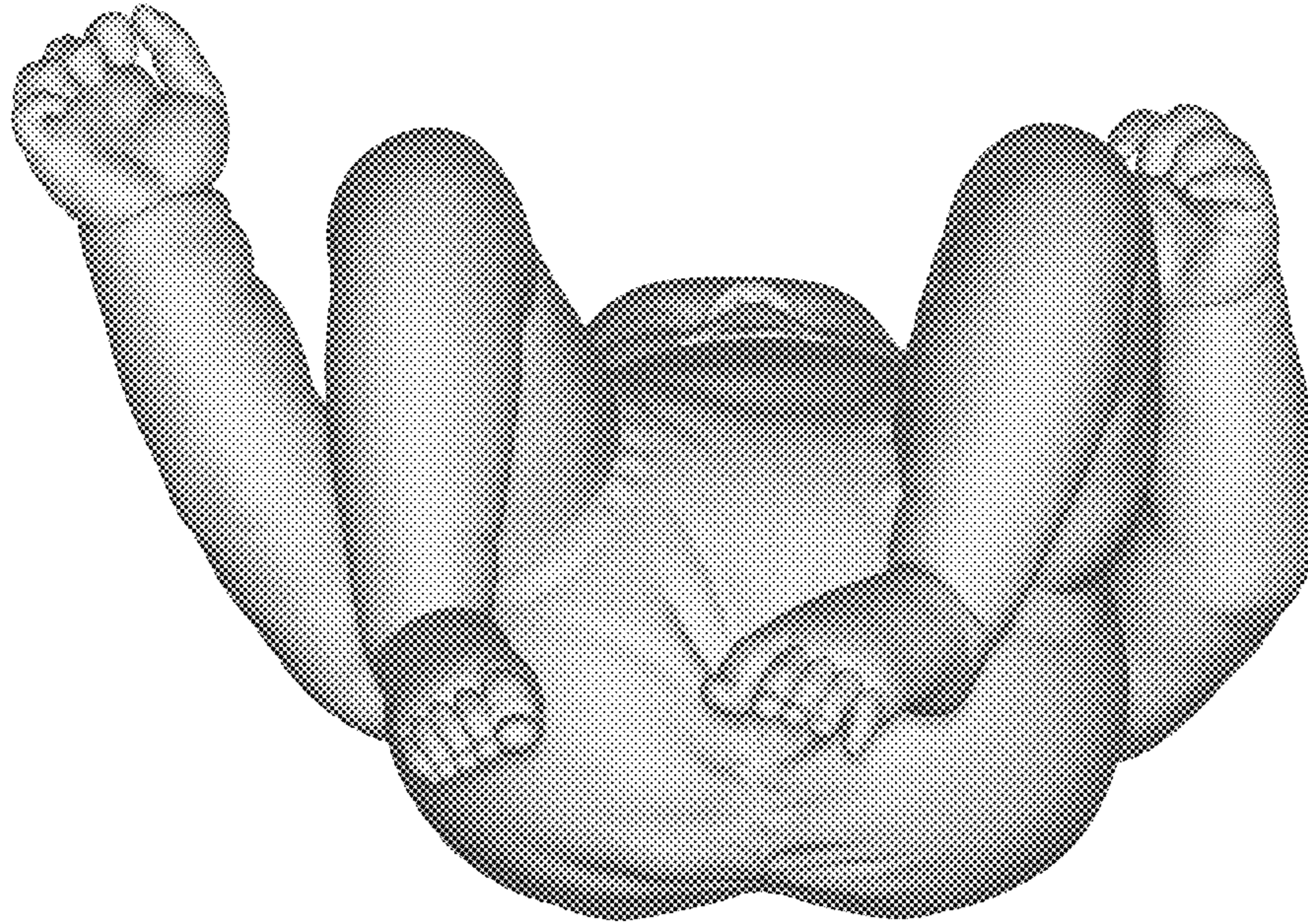


FIG. 8