



US00D967294S

(12) **United States Design Patent** (10) **Patent No.:** **US D967,294 S**  
**Xiao** (45) **Date of Patent:** **\*\* Oct. 18, 2022**

(54) **DINOSAUR TOY**  
(71) Applicant: **Shenzhen feishi Technology Co., Ltd.,**  
Shenzhen (CN)

D790,801 S \* 7/2017 Stern ..... D21/615  
D798,025 S \* 9/2017 Stern ..... D21/615  
D804,587 S 12/2017 Cohen  
D939,032 S 12/2021 Chen

(72) Inventor: **Bixia Xiao,** Shenzhen (CN)  
(73) Assignee: **Shenzhen feishi Technology Co., Ltd,**  
Shenzhen (CN)

OTHER PUBLICATIONS

Babies Toys Age 12 18 24 Months Fine Motor Skills Learning  
Dinosaur for Toddlers. Date First Available: Feb. 13, 2022. Retrieved  
from internet: <<https://www.amazon.ca/dp/B09PKDTNCR/>> [site  
visited Jul. 21, 2022] (Year: 2022).\*  
Coogam Spike The Ankylosaurus Sensory Toys. Date First Avail-  
able: Mar. 5, 2022. Retrieved from internet: <<https://www.amazon.ca/dp/B09Q82N7DN/>> [site visited Aug. 23, 2022] (Year: 2022).\*

(\*\*) Term: **15 Years**

(21) Appl. No.: **29/823,460**

(22) Filed: **Jan. 18, 2022**

(51) **LOC (13) Cl.** ..... **21-01**

(52) **U.S. Cl.**  
USPC ..... **D21/615; D21/470**

(58) **Field of Classification Search**  
USPC ..... D21/398, 576, 578, 584, 615, 588, 587,  
D21/585, 468, 470, 475, 471;  
D9/601-604, 605; D11/162, 158, 159;  
D6/598; D19/139, 136, 137  
CPC ... A63H 3/00; A63H 3/16; A63H 3/12; A63H  
3/28; A63H 33/00; A63H 11/00; A63H  
9/00; A63H 11/18; A63H 11/20; A63H  
33/003; G09B 23/36; G09B 19/10  
See application file for complete search history.

\* cited by examiner

*Primary Examiner* — Katherine Glennon

*Assistant Examiner* — Yuan Yuan

(74) *Attorney, Agent, or Firm* — Zhihua Han

(57) **CLAIM**

The ornamental design for a dinosaur toy, as shown and  
described.

**DESCRIPTION**

FIG. 1 is a first perspective view of a dinosaur toy showing  
my new design;  
FIG. 2 is a second perspective view thereof;  
FIG. 3 is a front view thereof;  
FIG. 4 is a back view thereof  
FIG. 5 is a left side view thereof;  
FIG. 6 is a right side view thereof;  
FIG. 7 is a top view thereof;  
FIG. 8 is a bottom view thereof; and,  
FIG. 9 is a perspective view of the using state of the dinosaur  
toy thereof.  
The broken lines shown in the drawings depict portions of  
the dinosaur toy that form no part of the claimed design.

(56) **References Cited**

U.S. PATENT DOCUMENTS

D262,121 S \* 12/1981 Brady ..... D11/158  
D282,940 S \* 3/1986 Thomson ..... D21/470  
D349,345 S \* 8/1994 Abrams ..... D21/615  
D350,794 S \* 9/1994 Bro ..... D21/470  
D359,532 S \* 6/1995 Bro ..... D21/470  
5,480,341 A \* 1/1996 Plakos ..... A63H 3/16  
D21/615  
D417,239 S \* 11/1999 Sullivan ..... D3/206  
D636,033 S \* 4/2011 Oestreicher ..... D21/615  
D762,271 S 7/2016 Chow  
D790,151 S \* 6/2017 Stern ..... D21/615

**1 Claim, 9 Drawing Sheets**

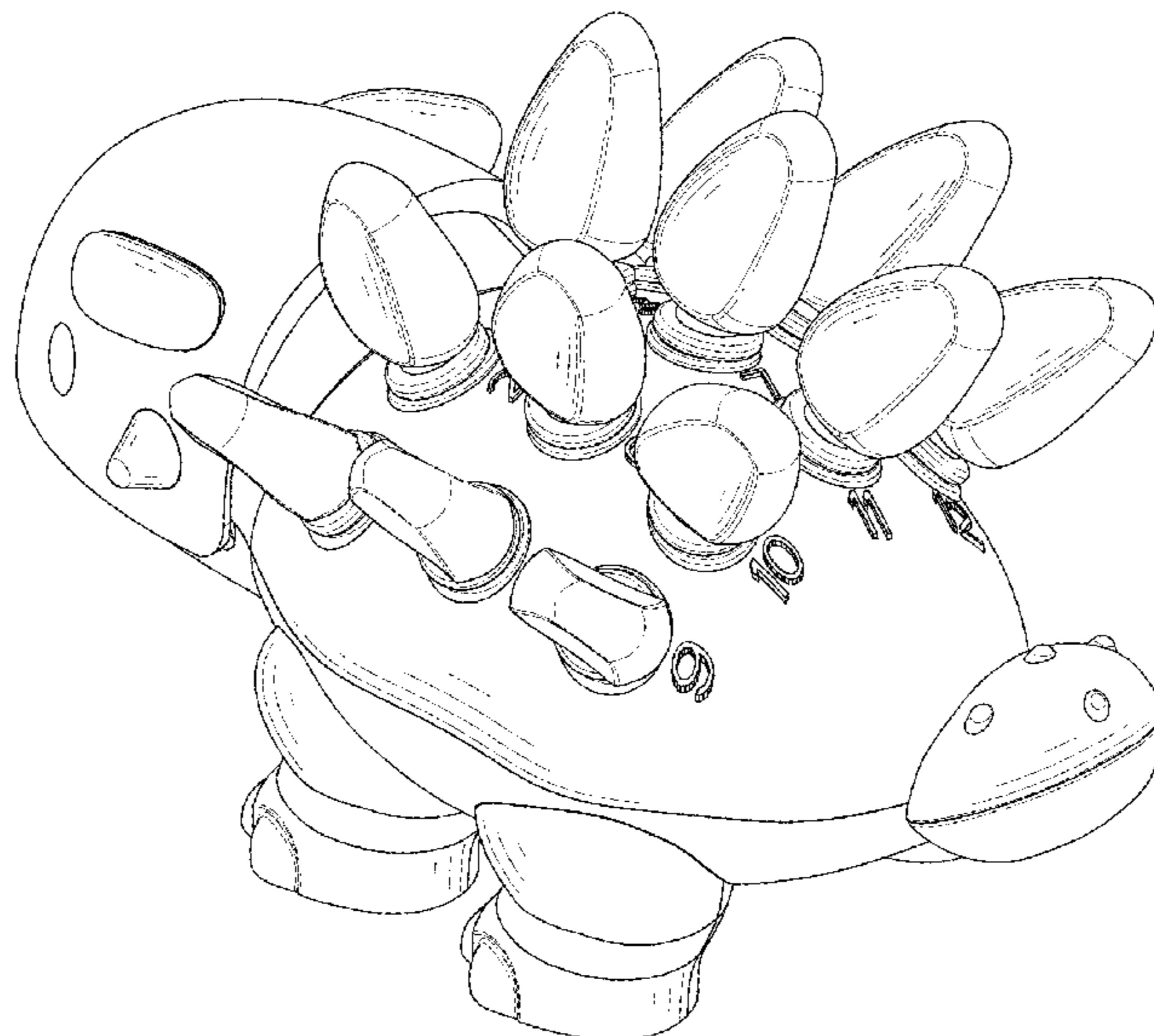




FIG. 1

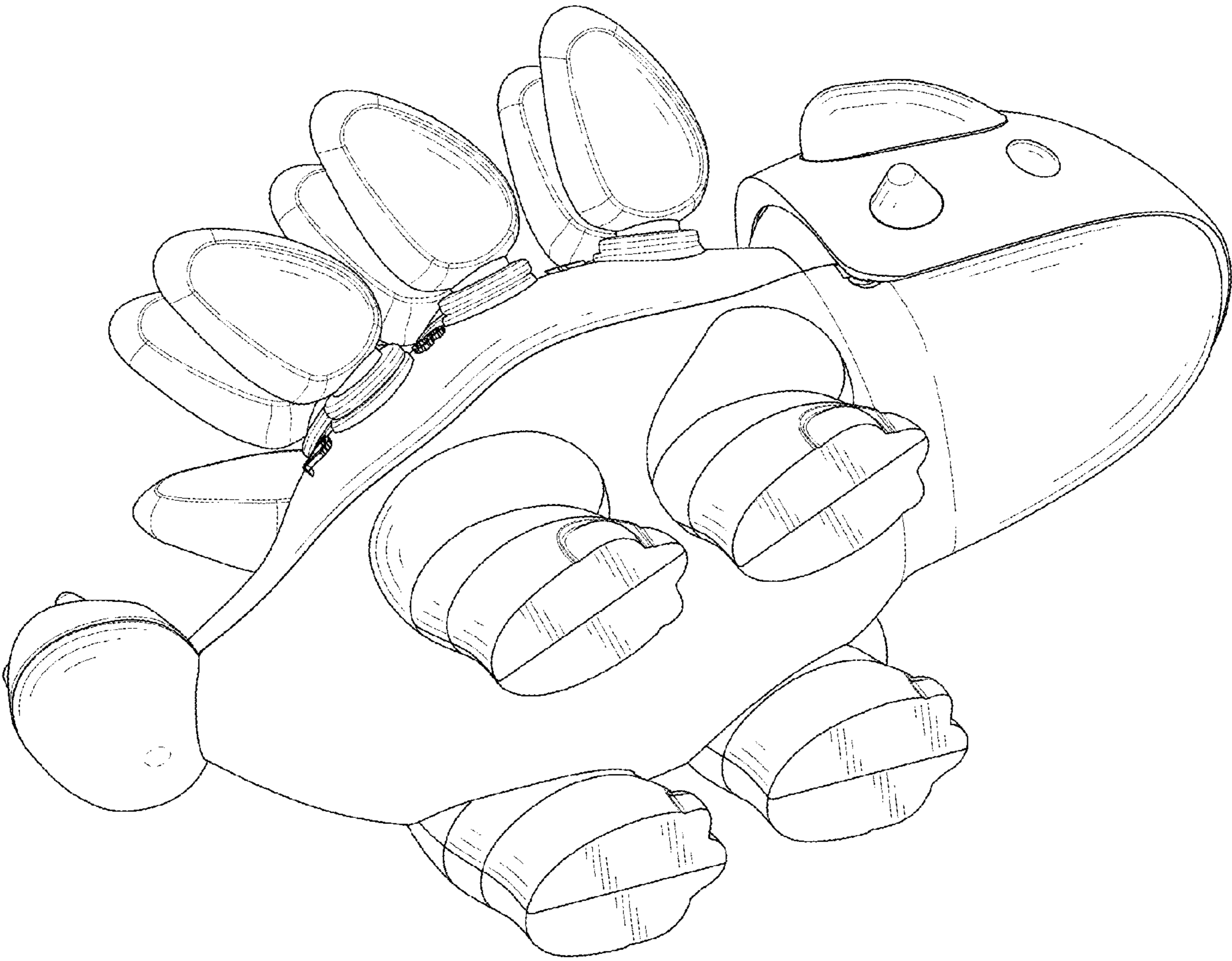


FIG. 2




FIG. 3

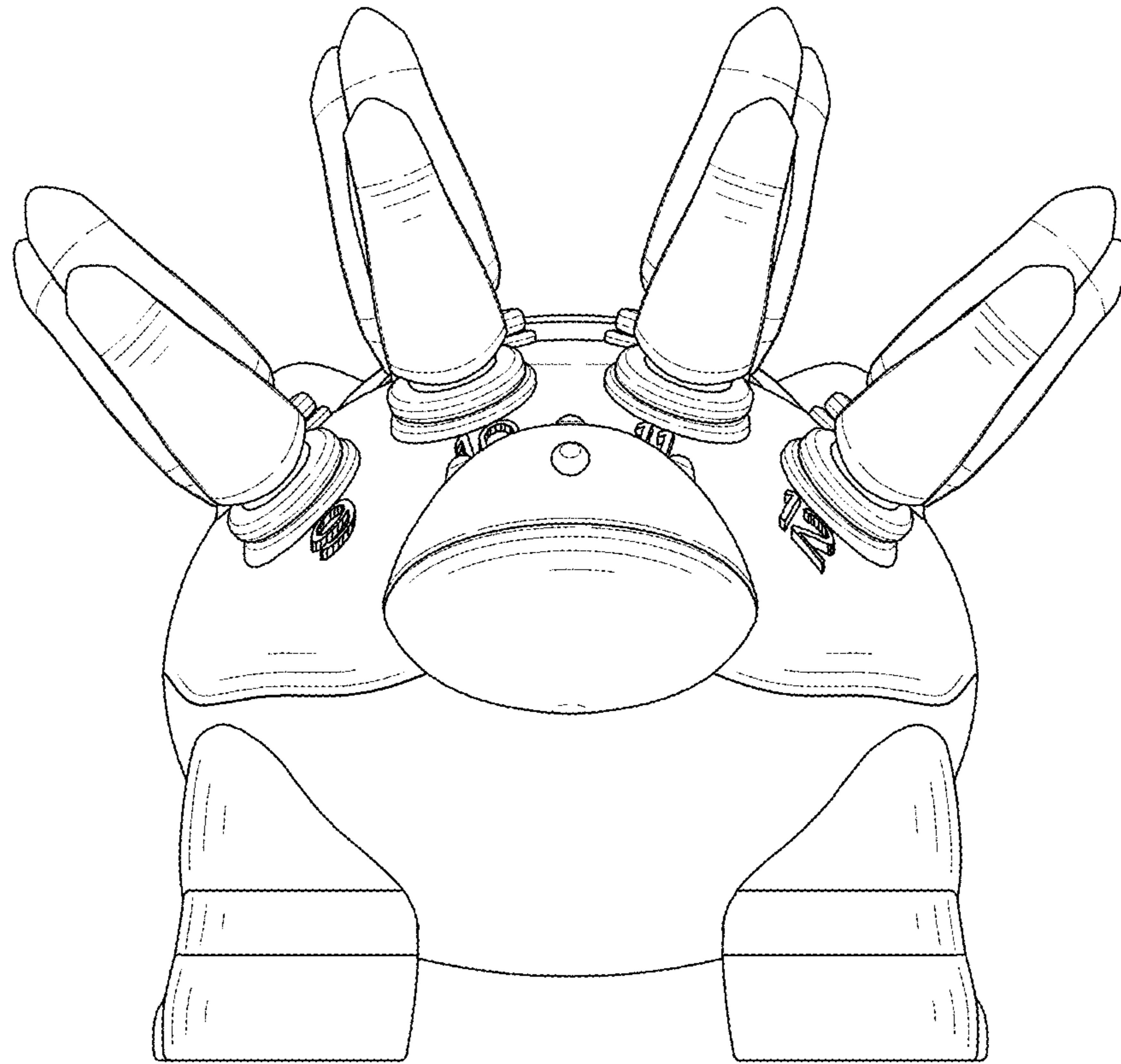


FIG. 4

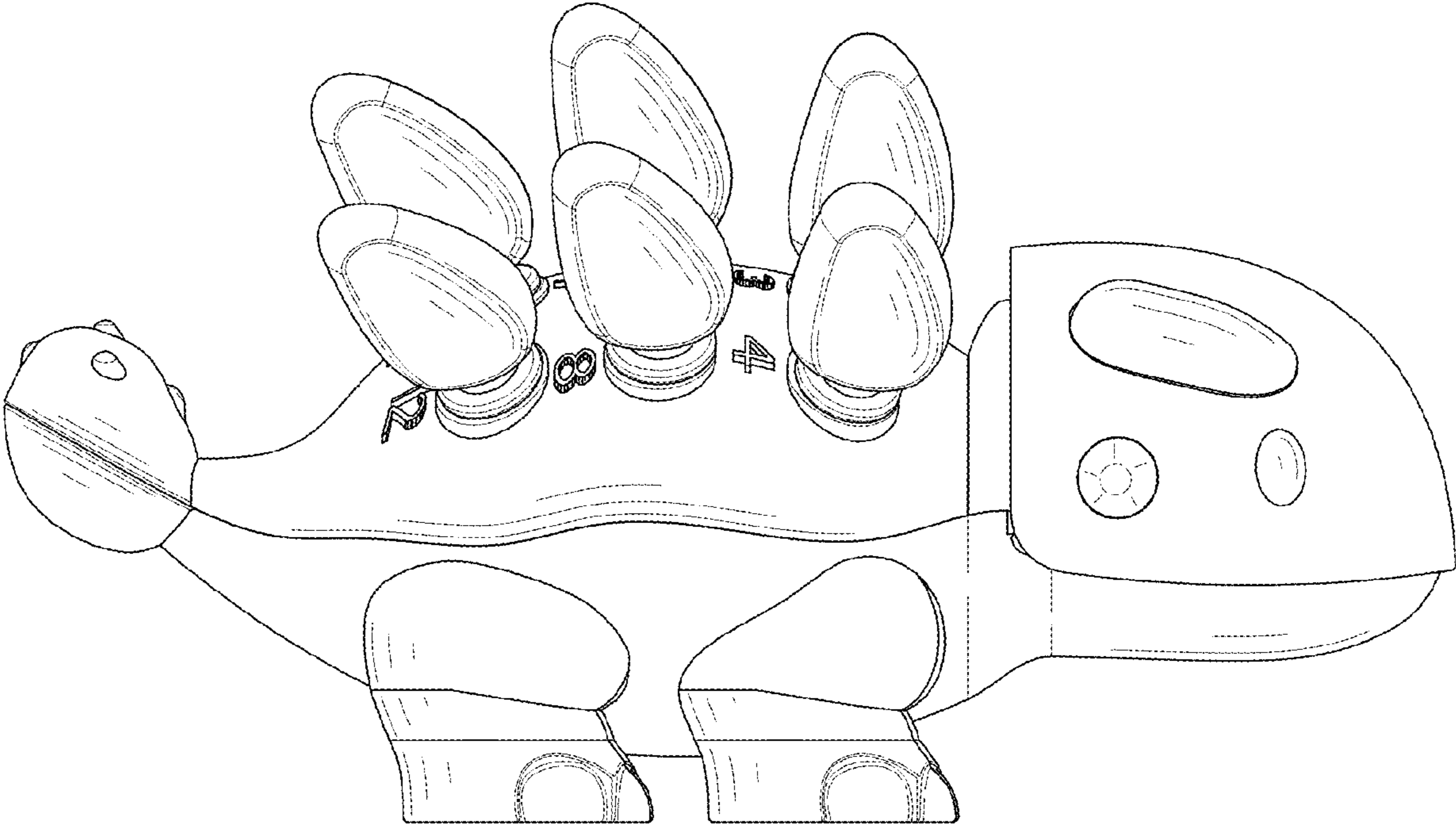


FIG. 5

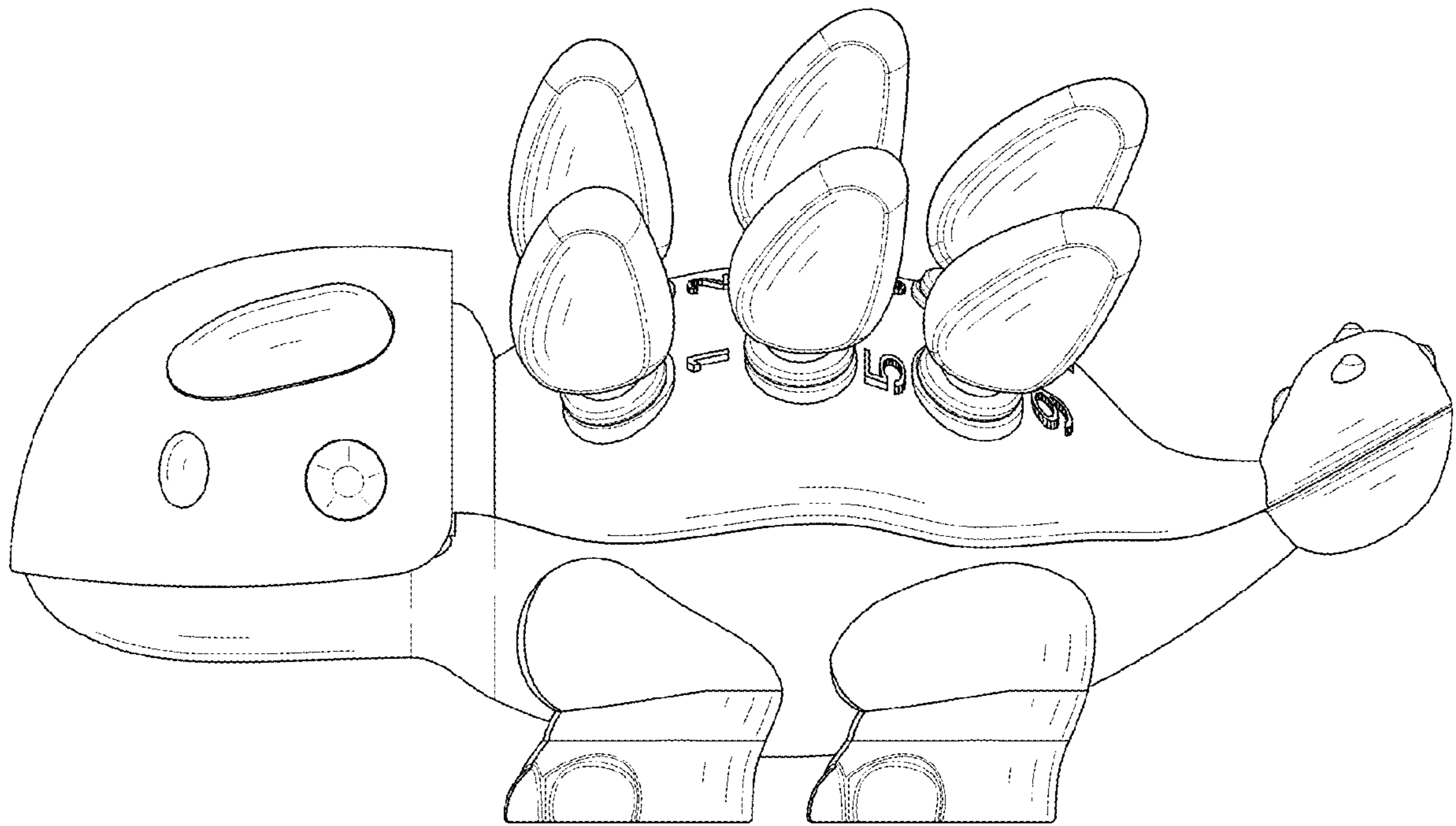


FIG. 6

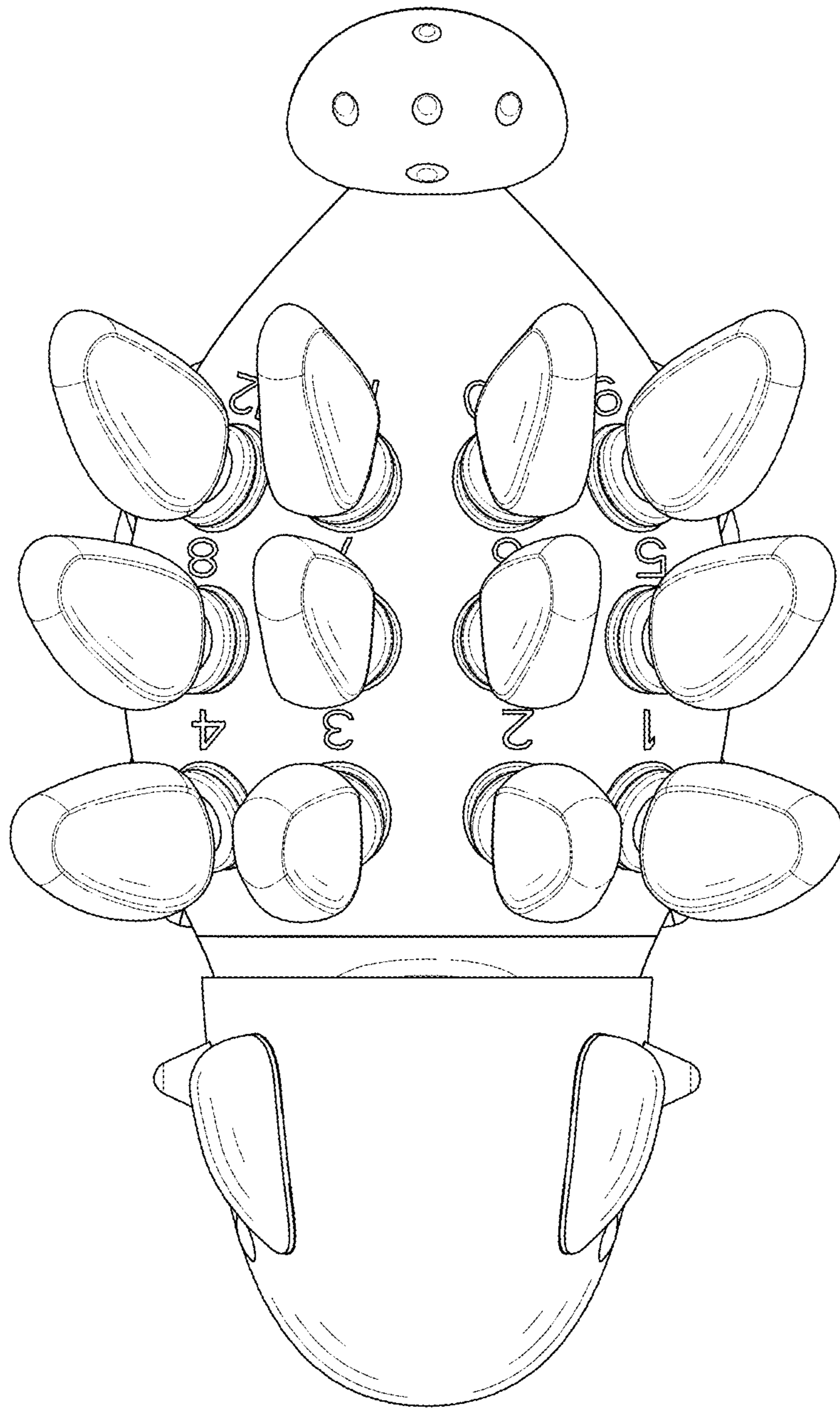


FIG. 7



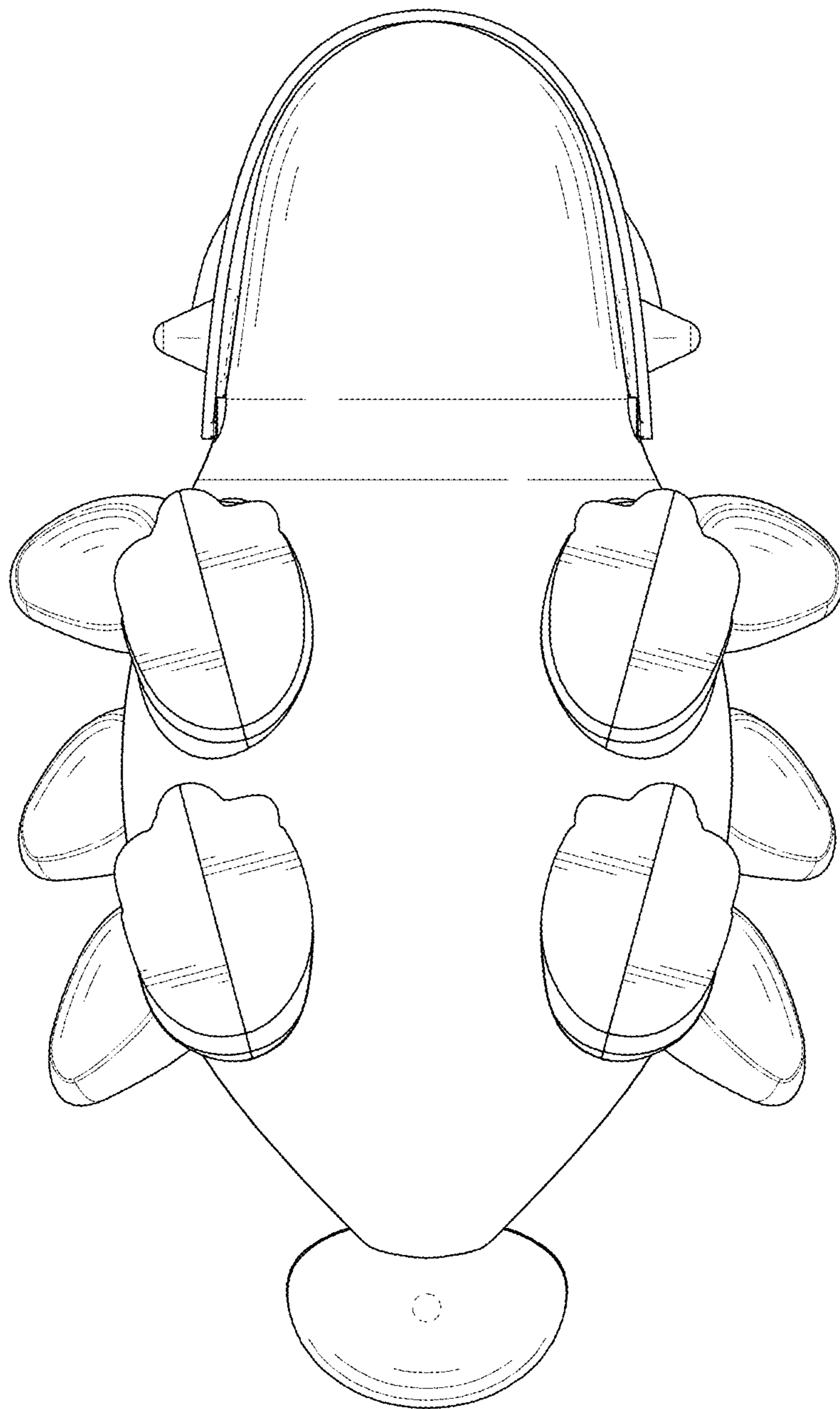


FIG. 8

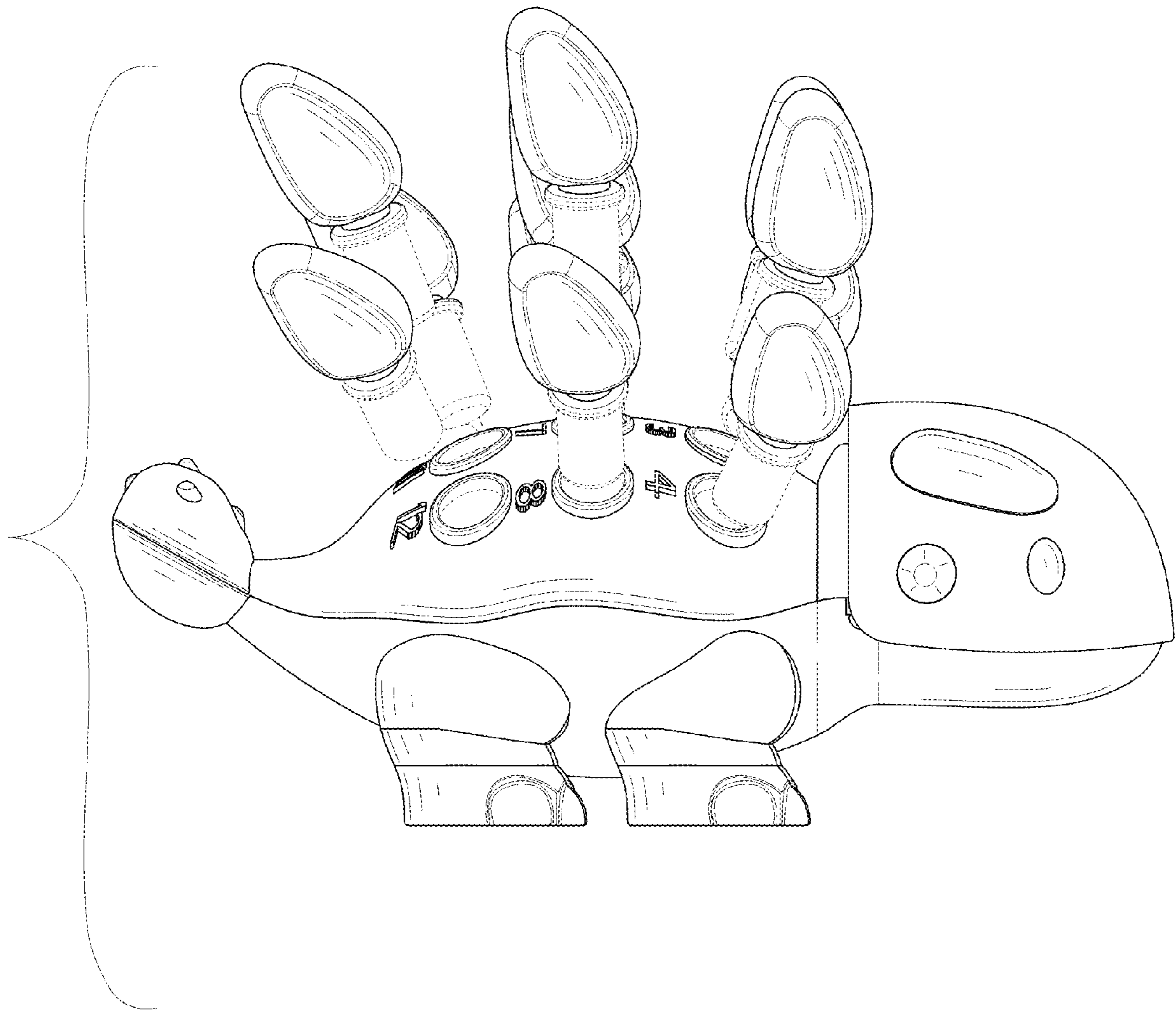


FIG. 9