



US00D967284S

(12) **United States Design Patent**
Callender

(10) **Patent No.:** **US D967,284 S**
(45) **Date of Patent:** **** Oct. 18, 2022**

- (54) **BUILDING BLOCK**
- (71) Applicant: **Jason Callender**, Ocoee, FL (US)
- (72) Inventor: **Jason Callender**, Ocoee, FL (US)
- (73) Assignee: **Jason Callender**, Ocoee, FL (US)
- (**) Term: **15 Years**
- (21) Appl. No.: **29/716,285**
- (22) Filed: **Dec. 9, 2019**
- (51) **LOC (13) Cl.** **21-01**
- (52) **U.S. Cl.**
USPC **D21/489**; D21/504
- (58) **Field of Classification Search**
USPC D21/468, 478, 479, 484–505
CPC A63H 33/04; A63H 33/044; A63H 33/06;
A63H 33/062; A63H 33/086; A63H
33/088; A63H 33/10; A63H 33/101;
A63H 33/108; A63H 33/12
See application file for complete search history.

- D285,587 S * 9/1986 Murdough, Jr. D21/491
- 4,874,341 A * 10/1989 Ziegler A63H 33/08
446/104
- D308,233 S * 5/1990 Fish, Jr. A63H 33/06
D21/490
- D308,234 S * 5/1990 Fish, Jr. A63H 33/108
D21/490
- 5,273,477 A * 12/1993 Adams, Jr. A63H 33/04
446/108
- 5,378,185 A * 1/1995 Ban A63H 33/08
446/124
- D407,765 S * 4/1999 Zheng A63H 33/08
D21/491
- D437,622 S * 2/2001 Chang F16B 5/0004
D21/501
- D571,867 S * 6/2008 Gasparotto A63H 17/002
D21/489

(Continued)

Primary Examiner — Cynthia M. Chin
(74) *Attorney, Agent, or Firm* — Andrew S. Rapacke

(57) **CLAIM**

The ornamental design for a building block, as shown and described.

(56) **References Cited**

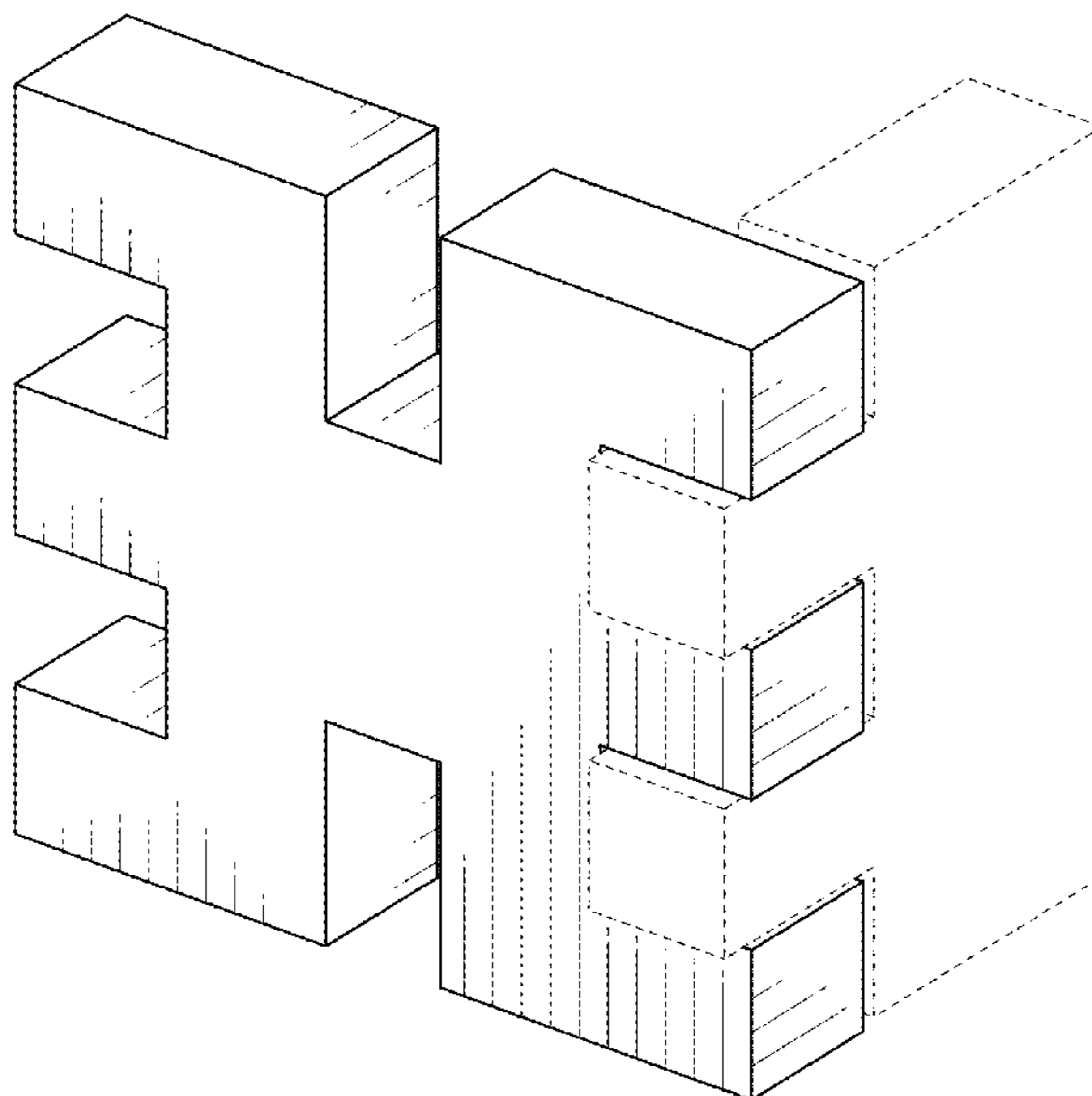
U.S. PATENT DOCUMENTS

- 1,371,619 A * 3/1921 Greenstreet A63H 33/06
446/124
- 2,278,327 A * 3/1942 Magnus A63H 33/108
446/124
- D155,329 S * 9/1949 Bindman D25/113
- D169,482 S * 5/1953 Henke et al. D25/113
- 3,660,928 A * 5/1972 Michel A63H 33/084
446/124
- 3,819,188 A * 6/1974 Freedman A63F 9/12
446/124
- D246,470 S * 11/1977 Sato D25/156
- D274,444 S * 6/1984 Symons D21/621
- D277,609 S * 2/1985 Deimen D25/113
- D285,585 S * 9/1986 Murdough, Jr. D21/491
- D285,586 S * 9/1986 Murdough, Jr. D21/491

DESCRIPTION

FIG. 1 is a front perspective view of the building block, showing the new design;
FIG. 2 is a front elevational view of the building block thereof;
FIG. 3 is a rear elevational view of the building block thereof;
FIG. 4 is a left side elevational view of the building block thereof;
FIG. 5 is a right side elevational view of the building block thereof;
FIG. 6 is a top plan view of the building block thereof; and,
FIG. 7 is a bottom plan view of the building block thereof.

1 Claim, 3 Drawing Sheets



(56)

References Cited

U.S. PATENT DOCUMENTS

D645,912 S * 9/2011 Hardstaff A63H 33/084
D21/502
D692,064 S * 10/2013 Kim D21/385
D721,141 S * 1/2015 Fishman D21/484
D864,307 S * 10/2019 Farsad D21/491
10,926,185 B1 * 2/2021 Pihl A63H 17/002
2018/0313377 A1 * 11/2018 Balint F16B 5/0004

* cited by examiner

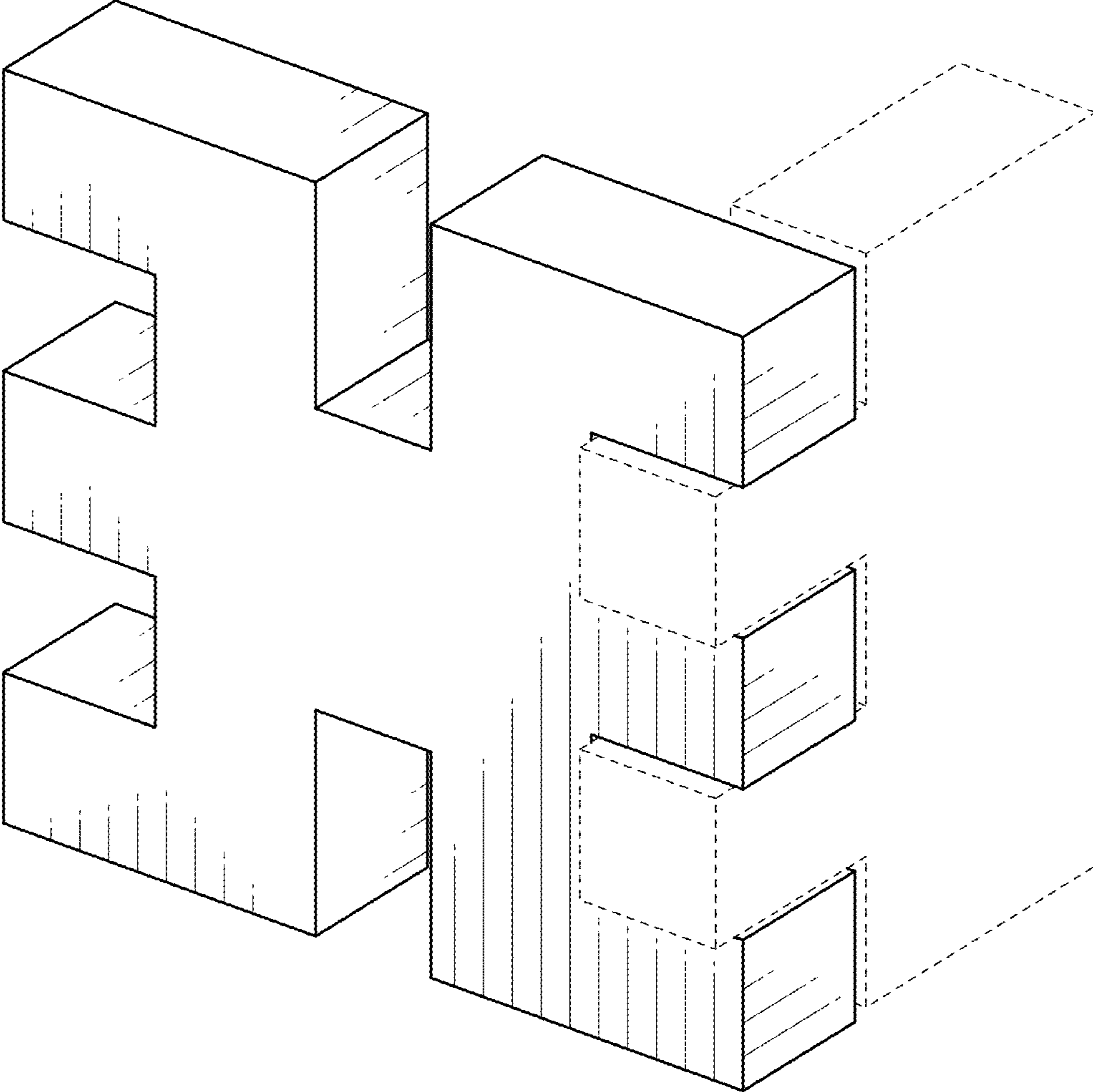


FIG. 1

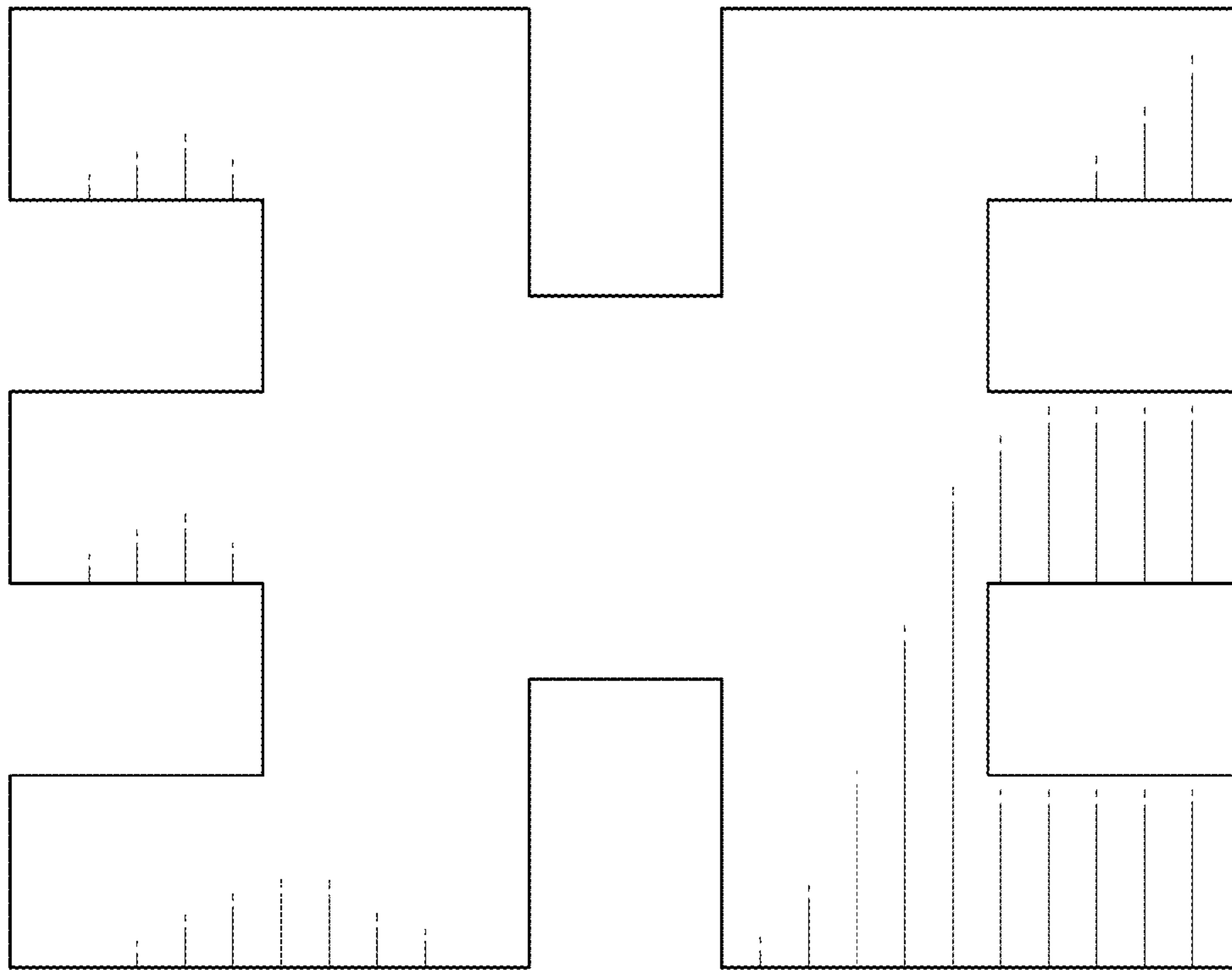


FIG. 2

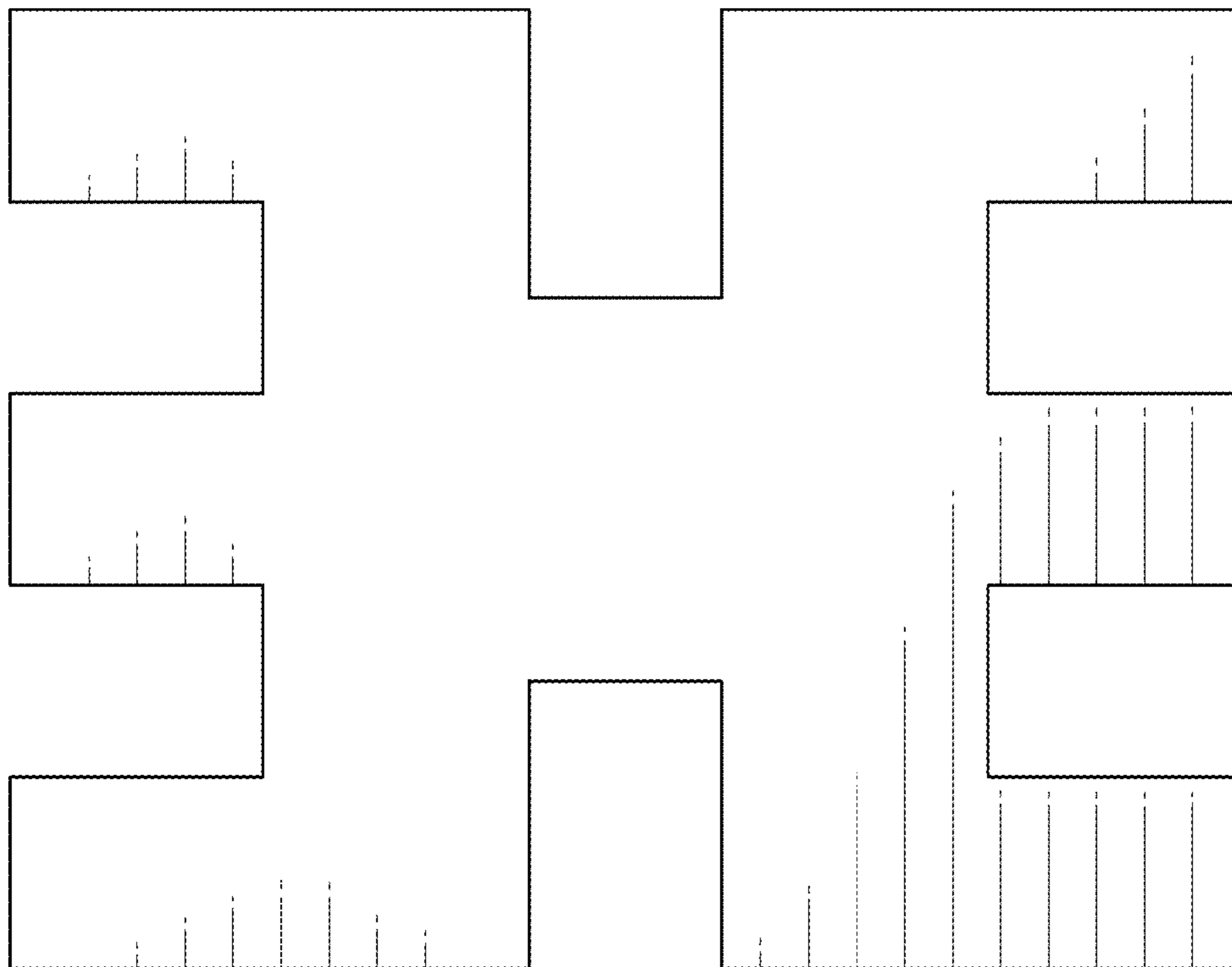


FIG. 3

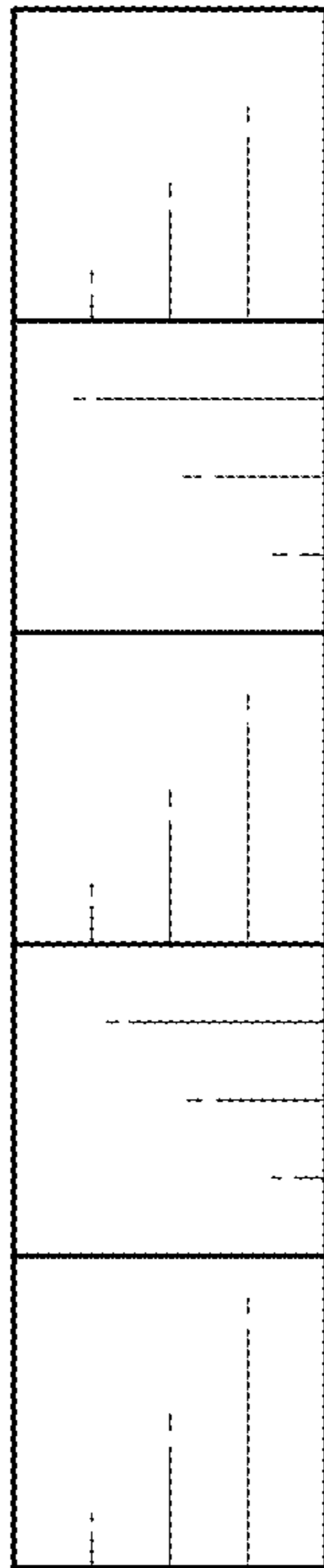


FIG. 4

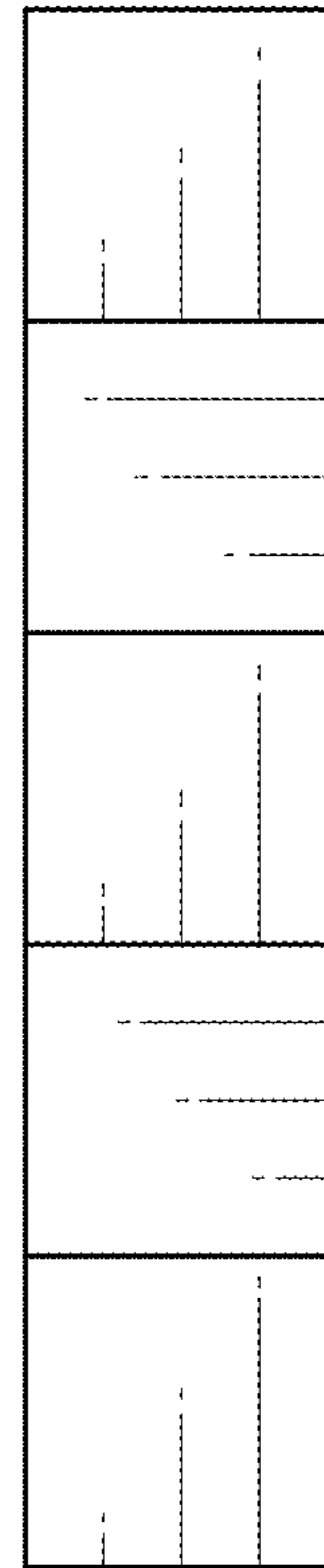


FIG. 5

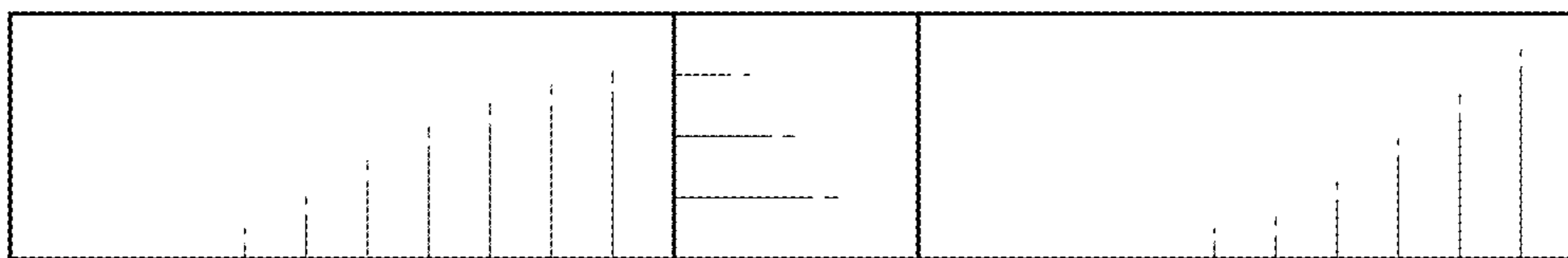


FIG. 6

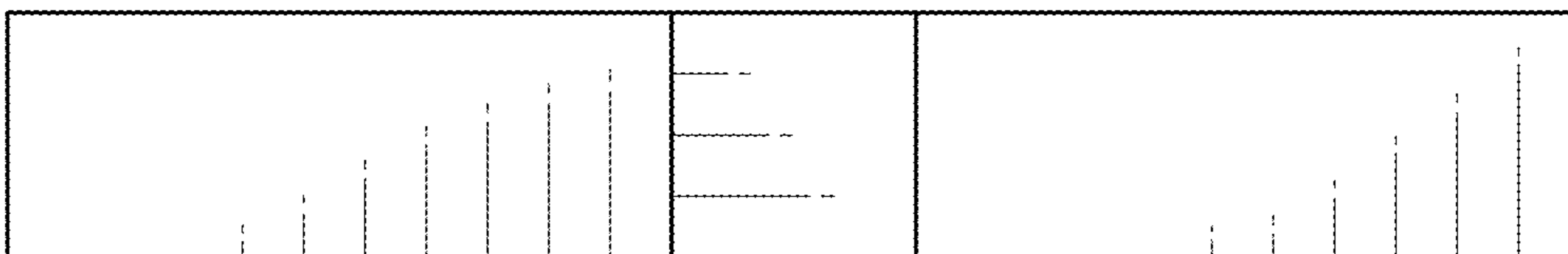


FIG. 7