



US00D967265S

(12) **United States Design Patent** (10) **Patent No.:** **US D967,265 S**  
**Alfter** (45) **Date of Patent:** **\*\* Oct. 18, 2022**

(54) **FLUID APPLICATOR**  
(71) Applicant: **Kenneth C. Alfter**, Hartford, WI (US)  
(72) Inventor: **Kenneth C. Alfter**, Hartford, WI (US)  
(\*\*) Term: **15 Years**  
(21) Appl. No.: **29/756,833**  
(22) Filed: **Oct. 30, 2020**  
(51) **LOC (13) Cl.** ..... **19-99**  
(52) **U.S. Cl.**  
USPC ..... **D19/66**  
(58) **Field of Classification Search**  
USPC ..... D19/66, 43, 57, 53, 69; D9/453, 503,  
D9/452, 447, 44, 4, 724, 520, 524, 739,  
D9/432, 428, 422; D30/101; D28/7;  
D10/119  
CPC ..... B05C 5/02; B43M 11/06; B65D 47/248  
See application file for complete search history.

(56) **References Cited**  
**U.S. PATENT DOCUMENTS**  
1,363,960 A \* 12/1920 Davis ..... A61M 35/006  
401/265  
1,999,642 A \* 4/1935 Shepherd ..... B65D 51/32  
15/236.01  
D155,309 S \* 9/1949 Morrison ..... D28/7  
2,803,028 A \* 8/1957 Flynn ..... B65D 51/32  
D9/503  
D286,576 S \* 11/1986 Schneider ..... D28/7  
5,042,512 A \* 8/1991 Knight ..... A45D 40/28  
D28/7  
D484,913 S \* 1/2004 Santa Maria ..... D19/196  
D646,017 S \* 9/2011 Anderson ..... D28/7  
D735,405 S \* 7/2015 Zorndorf ..... D28/7  
D754,790 S \* 4/2016 Alfter ..... D19/66  
D779,117 S \* 2/2017 Staab ..... D28/7  
D809,598 S \* 2/2018 Alfter ..... D19/66  
D826,473 S \* 8/2018 Pires ..... D28/7

2003/0044219 A1\* 3/2003 Quintero ..... B05C 17/002  
222/386  
2005/0100389 A1\* 5/2005 Tsaur ..... B43M 11/06  
401/133  
2014/0272130 A1\* 9/2014 Alfter ..... A46B 5/00  
15/104.001

(Continued)

**FOREIGN PATENT DOCUMENTS**

JP D1520934 \* 4/2015  
JP D1521113 \* 4/2015

**OTHER PUBLICATIONS**

The Glue Looper, Amazon.com, date reviewed Nov. 28, 2018, date  
retrieved 5-4-22-29756833-https://amzn.to/38QDUgl (Year: 2018).\*

(Continued)

*Primary Examiner* — Jennifer L Rempfer  
*Assistant Examiner* — Danielle Nichole Bowly  
(74) *Attorney, Agent, or Firm* — Smith Keane LLP

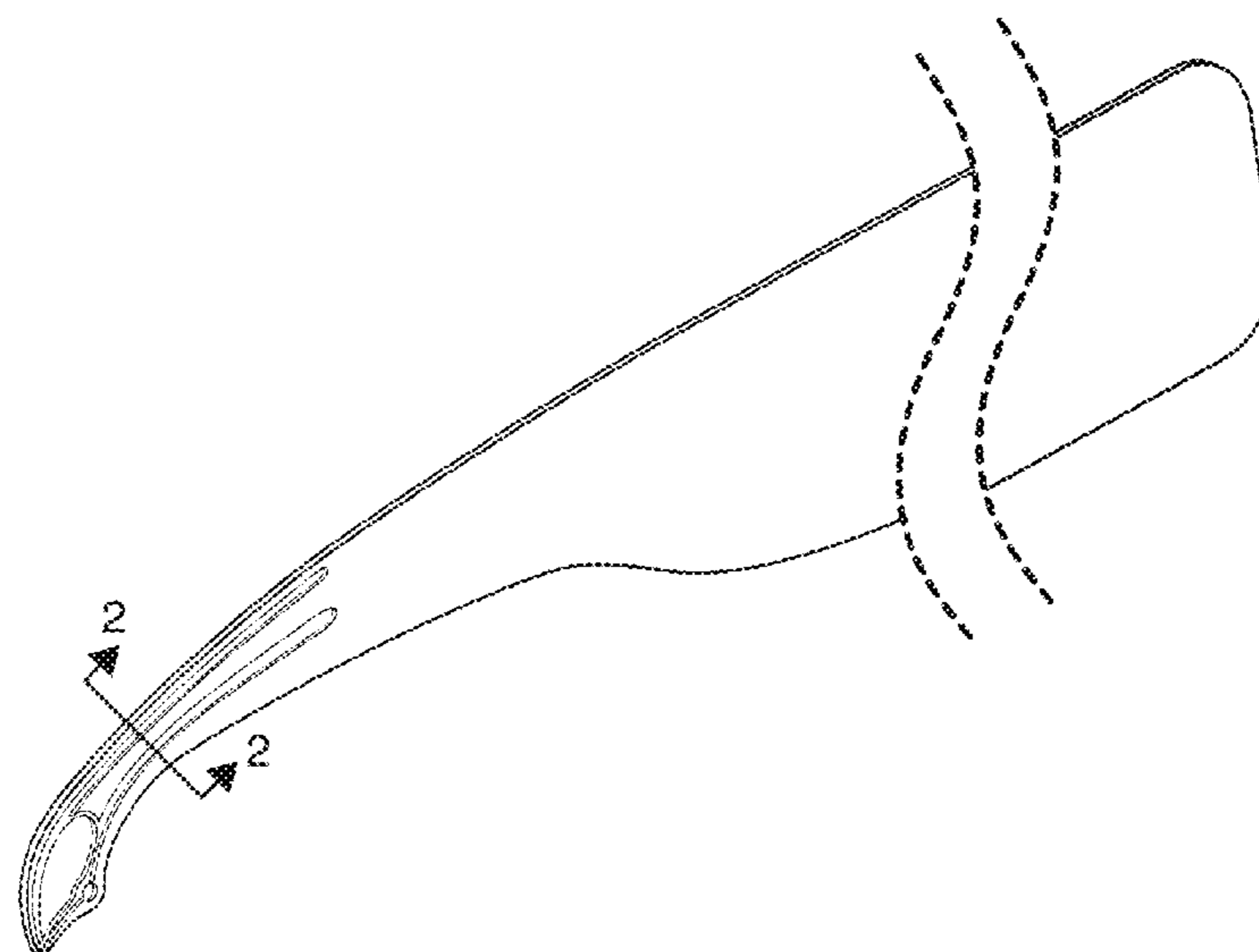
(57) **CLAIM**

The ornamental design for a fluid applicator, as shown and  
described.

**DESCRIPTION**

FIG. 1 is a perspective view of a fluid applicator according  
to the present invention;  
FIG. 2 is a cross section of FIG. 1 along the line 2-2;  
FIG. 3 is a right side elevation view of FIG. 1;  
FIG. 4 is a left side elevation view of FIG. 1;  
FIG. 5 is a top plan view of FIG. 1;  
FIG. 6 is a bottom plan view of FIG. 1;  
FIG. 7 is a front elevation view of FIG. 1; and,  
FIG. 8 is a rear elevation view of FIG. 1.  
Fluid applicator is shown with a symbolic break in its length.  
The appearance of any portion of the article between the  
break lines forms no part of the design. The broken lines  
represent the boundaries of the claim and form no part of the  
claim.

**1 Claim, 5 Drawing Sheets**



(56)

**References Cited**

U.S. PATENT DOCUMENTS

2016/0228908 A1\* 8/2016 Alfter ..... A46B 5/00

OTHER PUBLICATIONS

Glue Looper Review by Cookie Sewell, missing-lynx.com, page last updated May 15, 2015, date retrieved 5-4-22-29756833-http://www.missing-lynx.com/reviews/other/gluelooperreviewcs\_1.html (Year: 2015).\*

\* cited by examiner

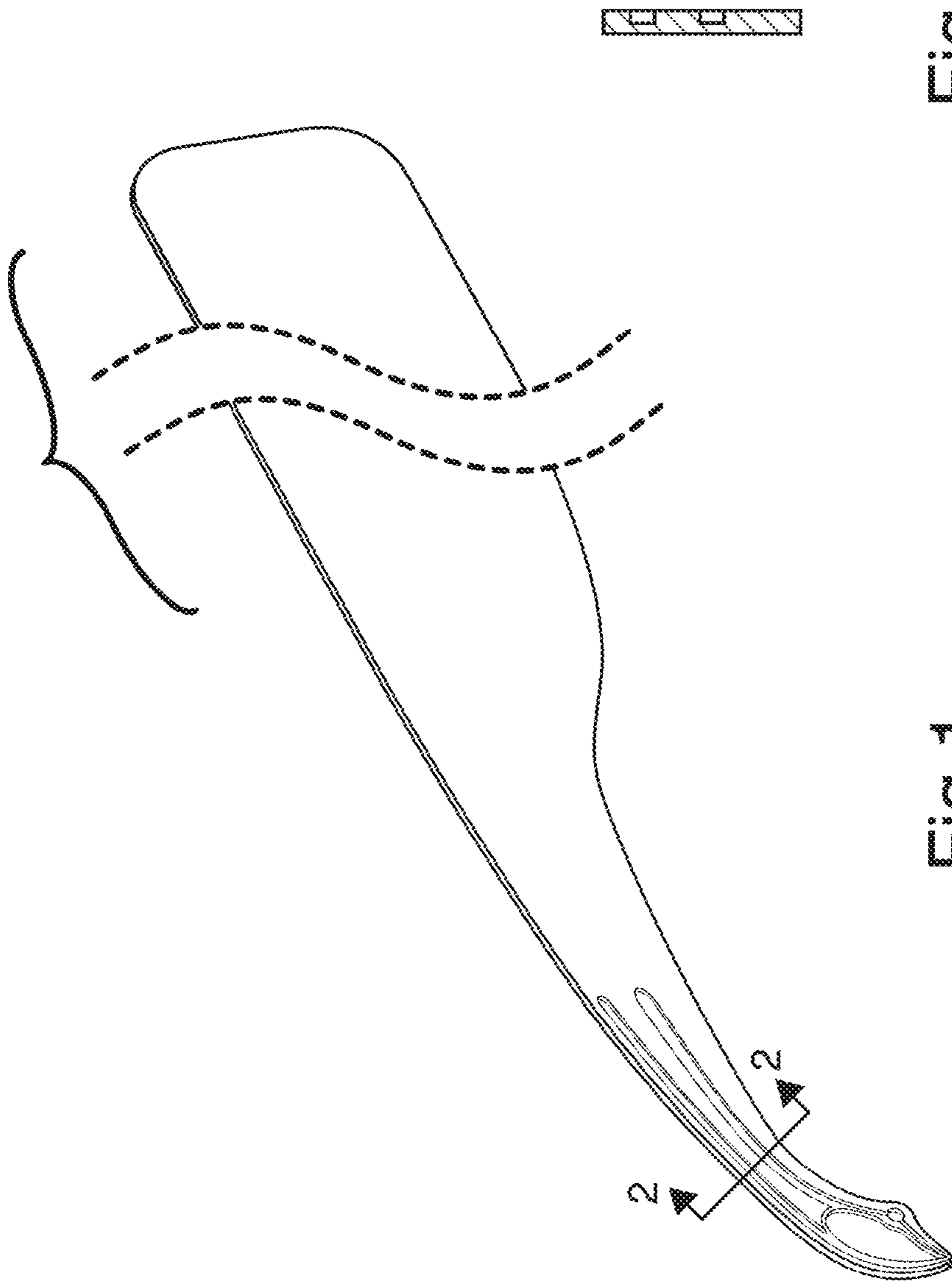


Fig.2

Fig.1

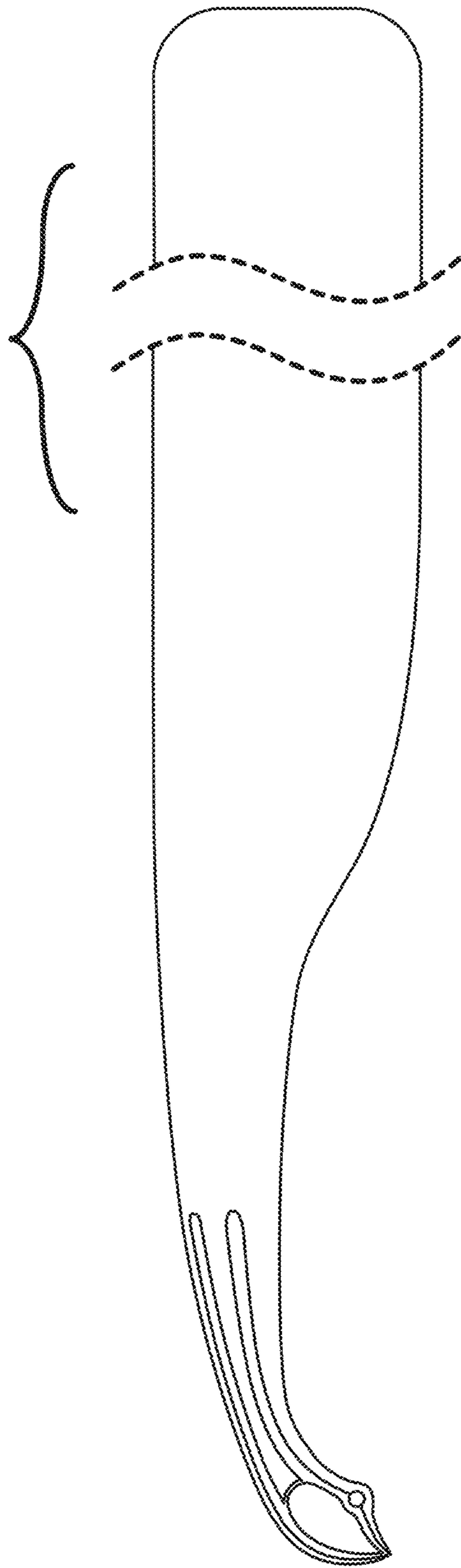


Fig.3

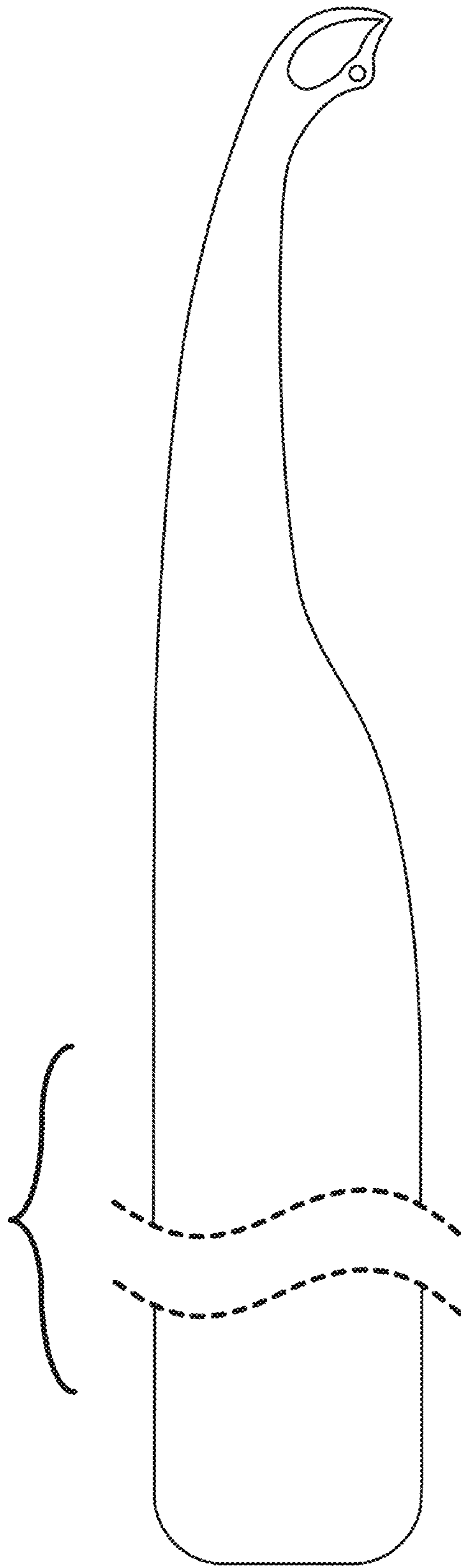


Fig.4




Fig. 5

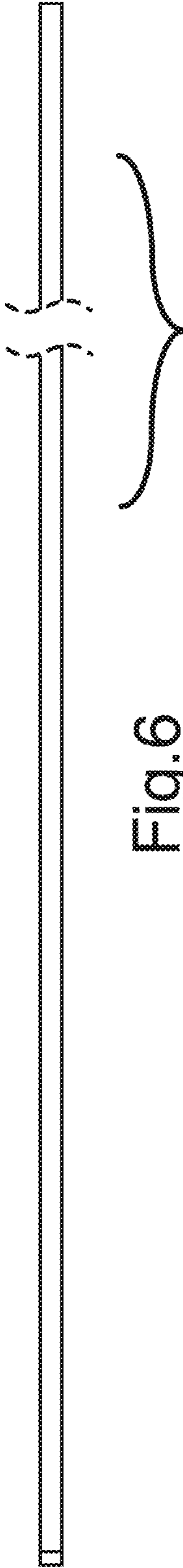


Fig. 6



Fig. 8




Fig. 7