



US00D967193S

(12) **United States Design Patent**
Zhang

(10) **Patent No.:** **US D967,193 S**

(45) **Date of Patent:** **** Oct. 18, 2022**

(54) **WHITE NOISE MACHINE**

(71) Applicant: **SHENZHEN BEIBANQIU NETWORK TECHNOLOGY CO., LTD.**, Shenzhen (CN)

(72) Inventor: **Yuliang Zhang**, Shenzhen (CN)

(73) Assignee: **SHENZHEN BEIBANQIU NETWORK TECHNOLOGY CO., LTD.**, Shenzhen (CN)

(**) Term: **15 Years**

(21) Appl. No.: **29/822,742**

(22) Filed: **Jan. 12, 2022**

Related U.S. Application Data

(63) Continuation-in-part of application No. 29/801,225, filed on Jul. 28, 2021.

(51) **LOC (13) Cl.** **14-03**

(52) **U.S. Cl.**
USPC **D14/496**

(58) **Field of Classification Search**
USPC D14/215, 240, 222, 496, 509, 358, 225;
D10/106.1, 106.6; D23/364
CPC H02J 7/0042; H04R 1/00; H04R 1/02
See application file for complete search history.

(56) **References Cited**

U.S. PATENT DOCUMENTS

D636,760 S *	4/2011	Cheng	D14/216
D710,329 S *	8/2014	Holzer	D14/216
D731,465 S *	6/2015	Khubani	D14/216
D737,249 S *	8/2015	Zhao	D14/216
D768,113 S *	10/2016	Lee	D14/216
D810,045 S *	2/2018	Kim	D14/204

D814,442 S *	4/2018	Ye	D14/216
D866,518 S *	11/2019	Ding	D14/216
D868,608 S *	12/2019	Ou	D10/106.6
D876,385 S *	2/2020	Li	D14/204
D883,329 S *	5/2020	Shi	D14/496
D888,688 S *	6/2020	Xie	D14/216
D894,963 S	9/2020	Chen		
D900,788 S *	11/2020	Wang	D14/216
D905,011 S	12/2020	Chen		
D932,463 S *	10/2021	Wu	D14/204
D933,046 S *	10/2021	Huang	D14/496
D935,641 S *	11/2021	Zhou	D24/231
D937,436 S *	11/2021	He	D24/231

* cited by examiner

Primary Examiner — Khawaja Anwar
Assistant Examiner — Megan Tiana Rakos

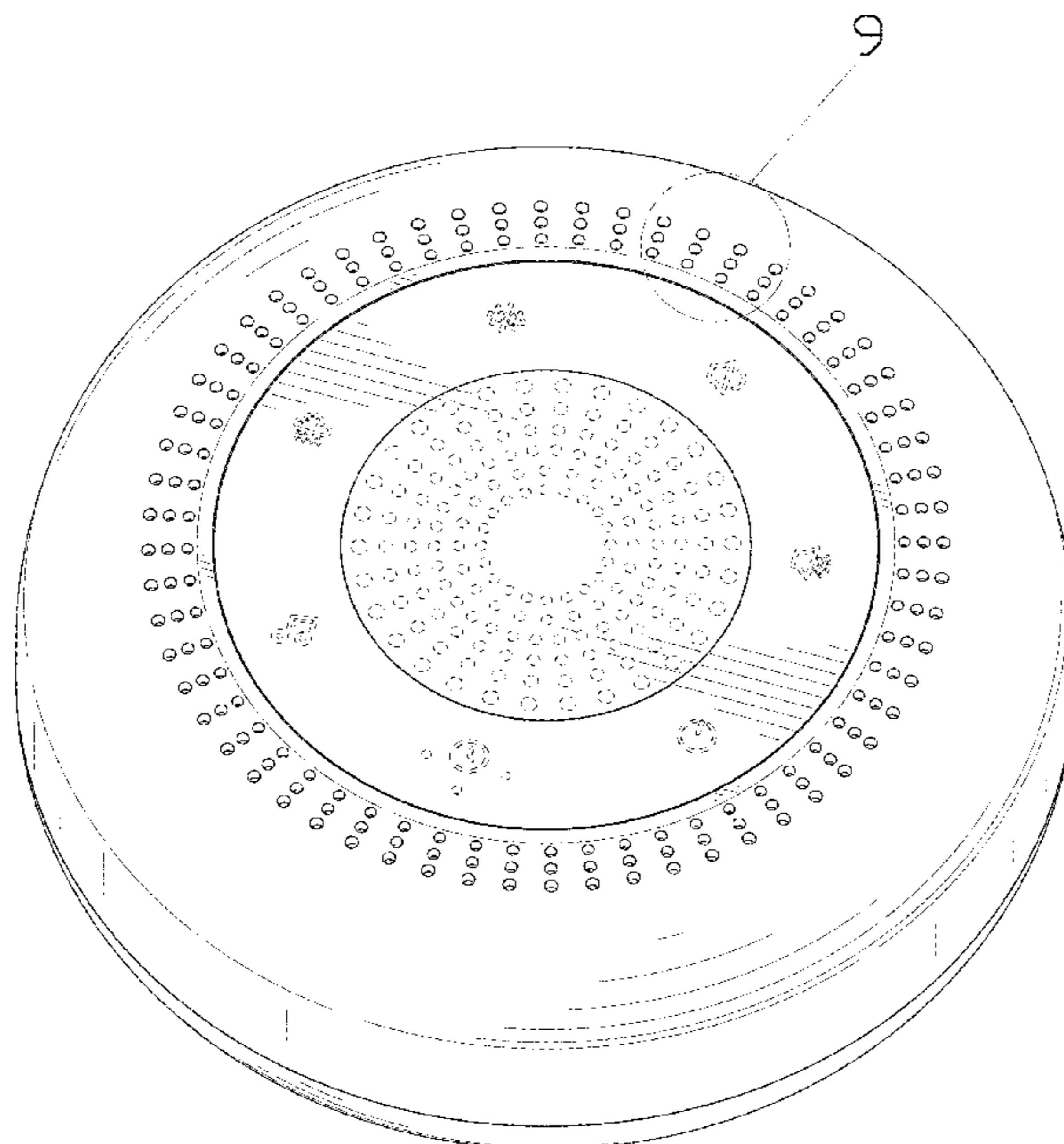
(57) **CLAIM**

The ornamental design for a white noise machine, as shown and described.

DESCRIPTION

FIG. 1 is a perspective view of a white noise machine showing my new design;
FIG. 2 is another perspective view thereof;
FIG. 3 is a front elevational view thereof;
FIG. 4 is a rear elevational view thereof;
FIG. 5 is a left side elevational view thereof;
FIG. 6 is a right side elevational view thereof;
FIG. 7 is a top plan view thereof;
FIG. 8 is a bottom plan view thereof; and,
FIG. 9 is an enlarged view of portion 9 shown in FIG. 1.
The dash-dash broken lines in the drawings depict portions of the white noise machine that form no part of the claimed design. The dot-dash broken lines represent the boundary of the enlarged portion and form no part of the claimed design.

1 Claim, 9 Drawing Sheets



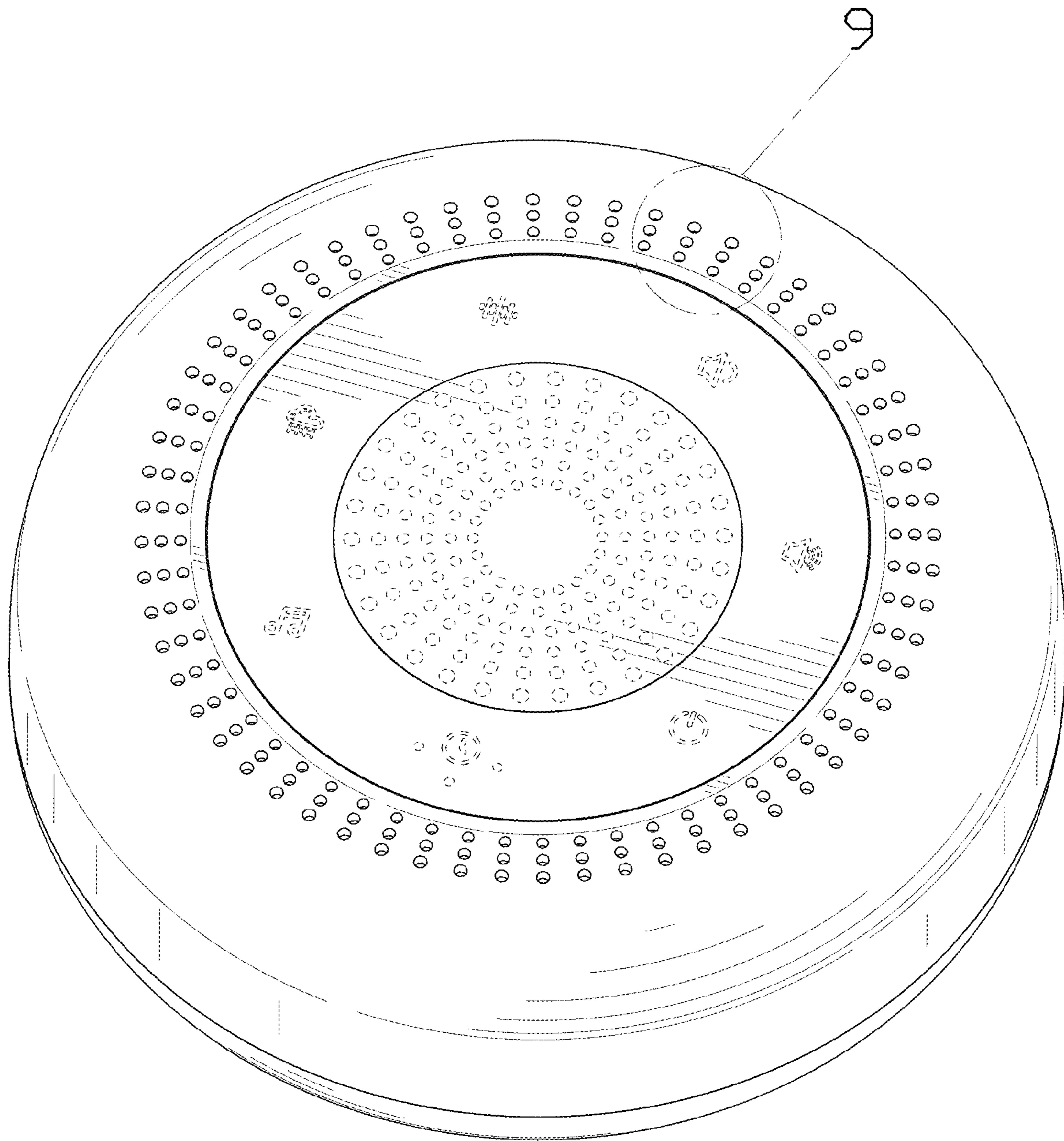


FIG. 1

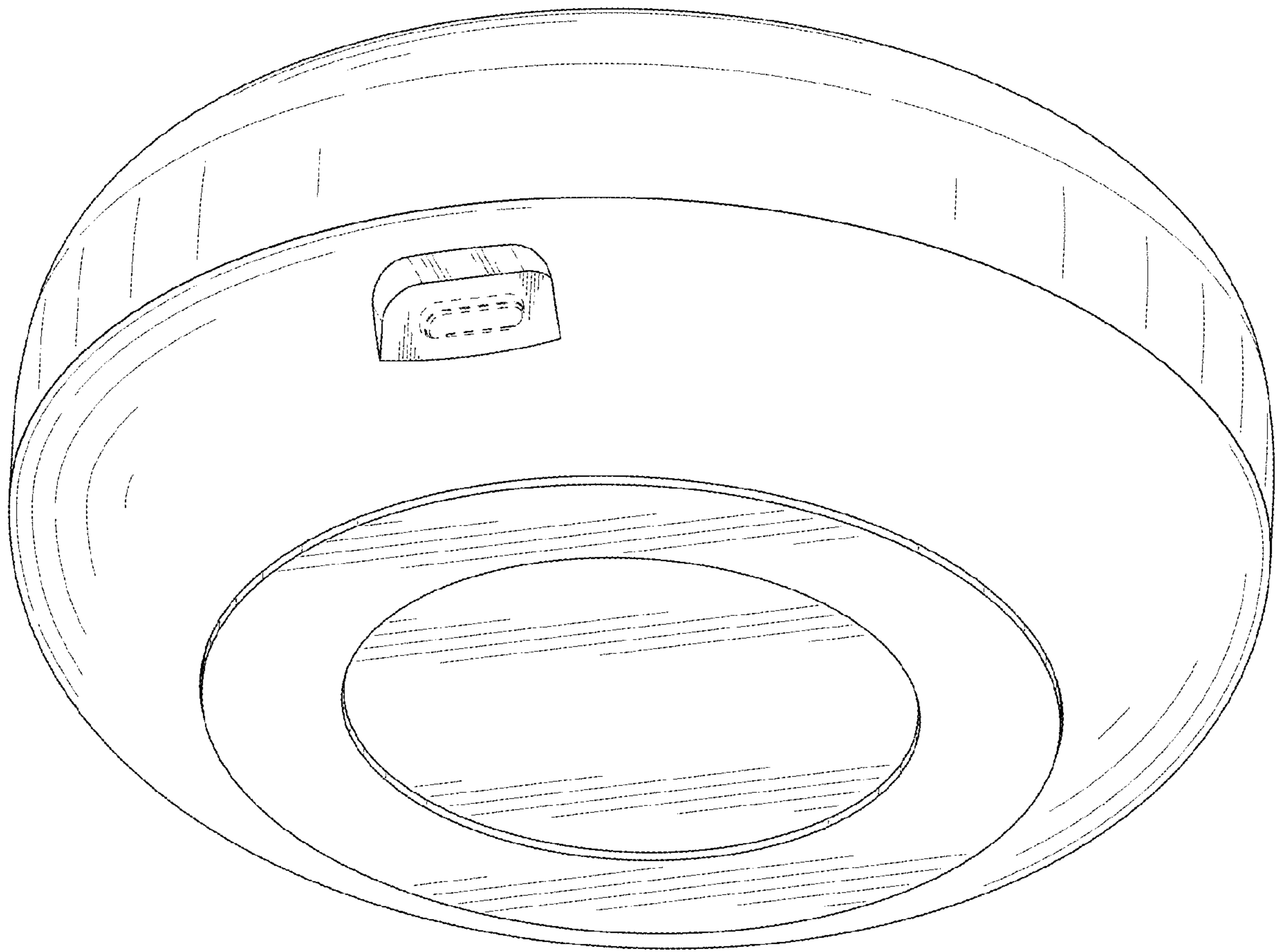


FIG. 2




FIG. 3

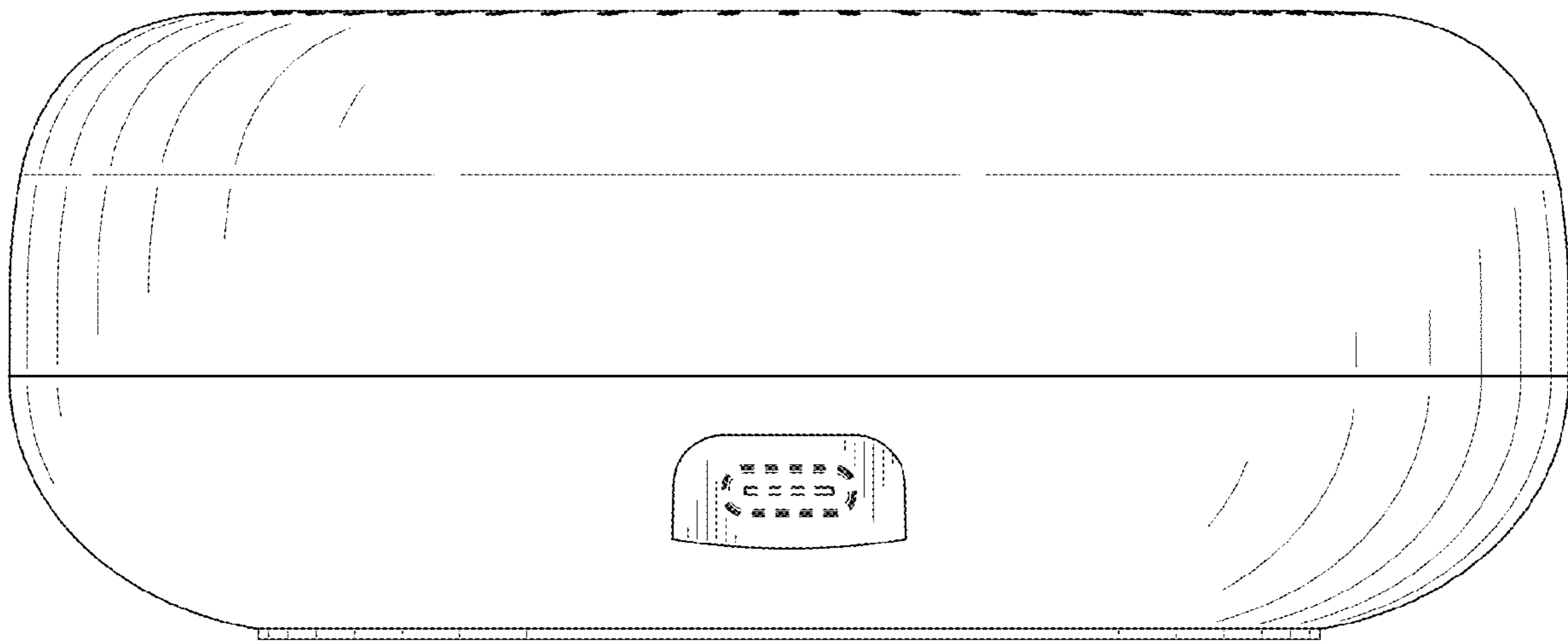


FIG. 4




FIG. 5




FIG. 6

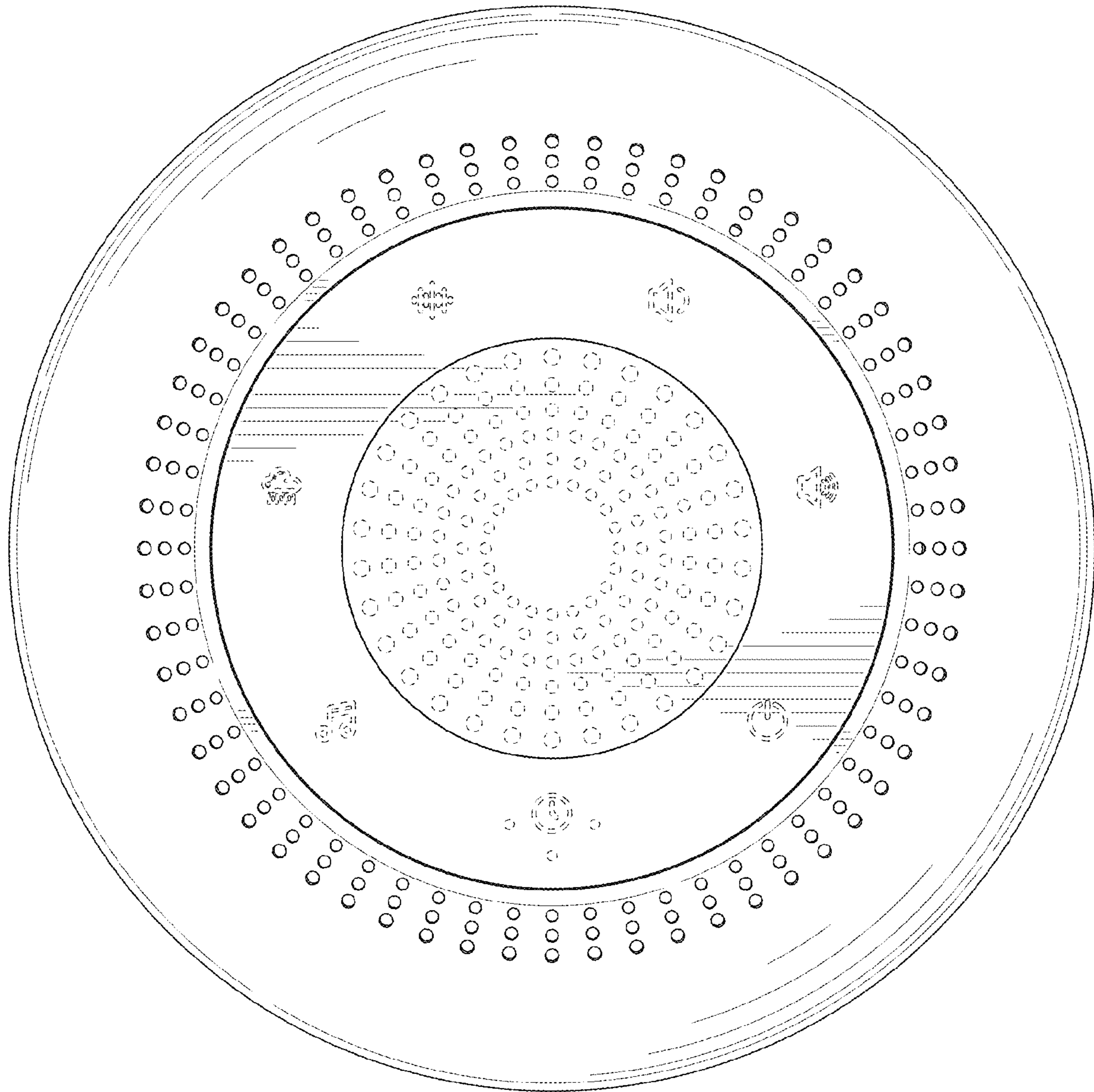


FIG. 7

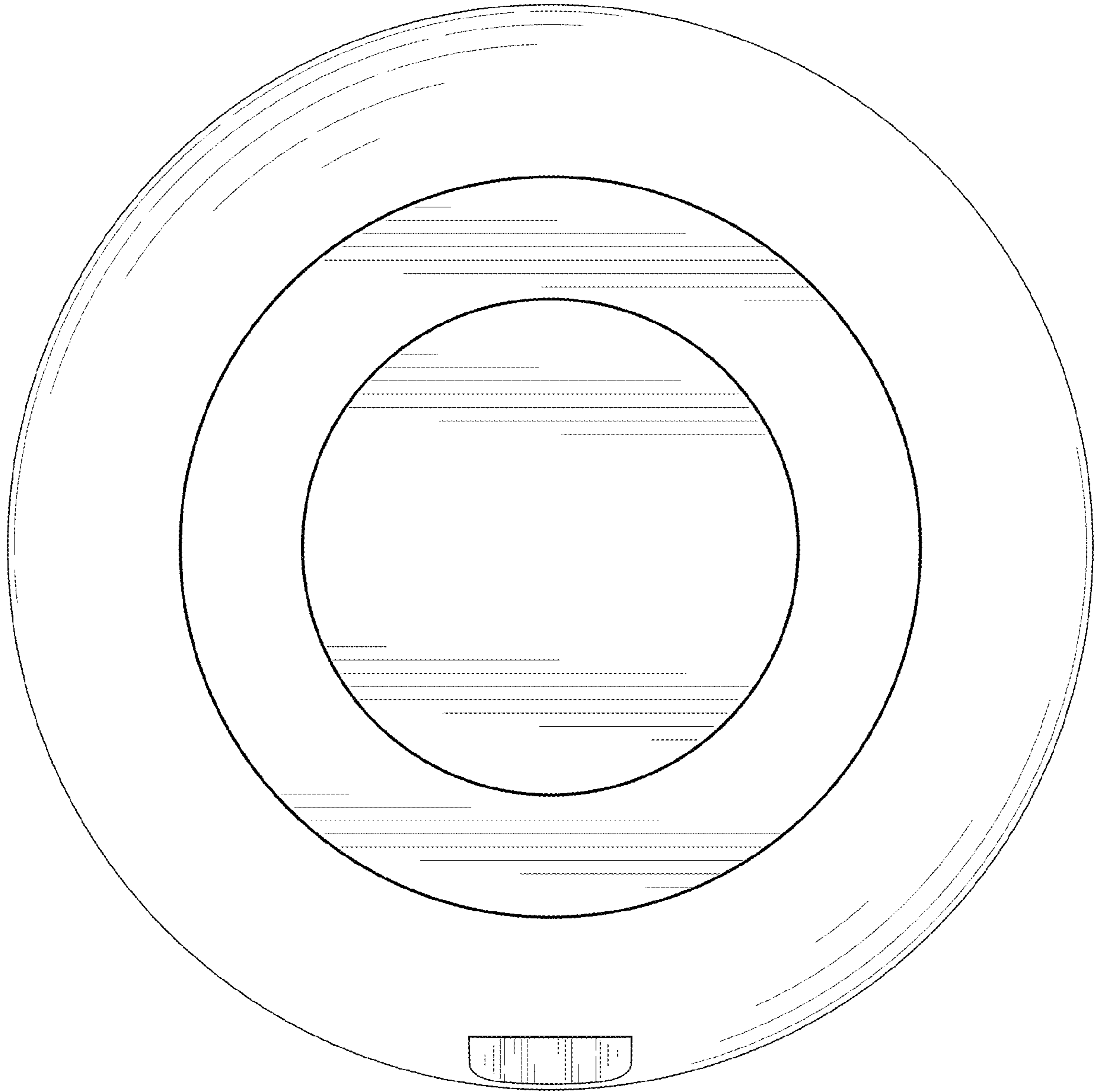


FIG. 8

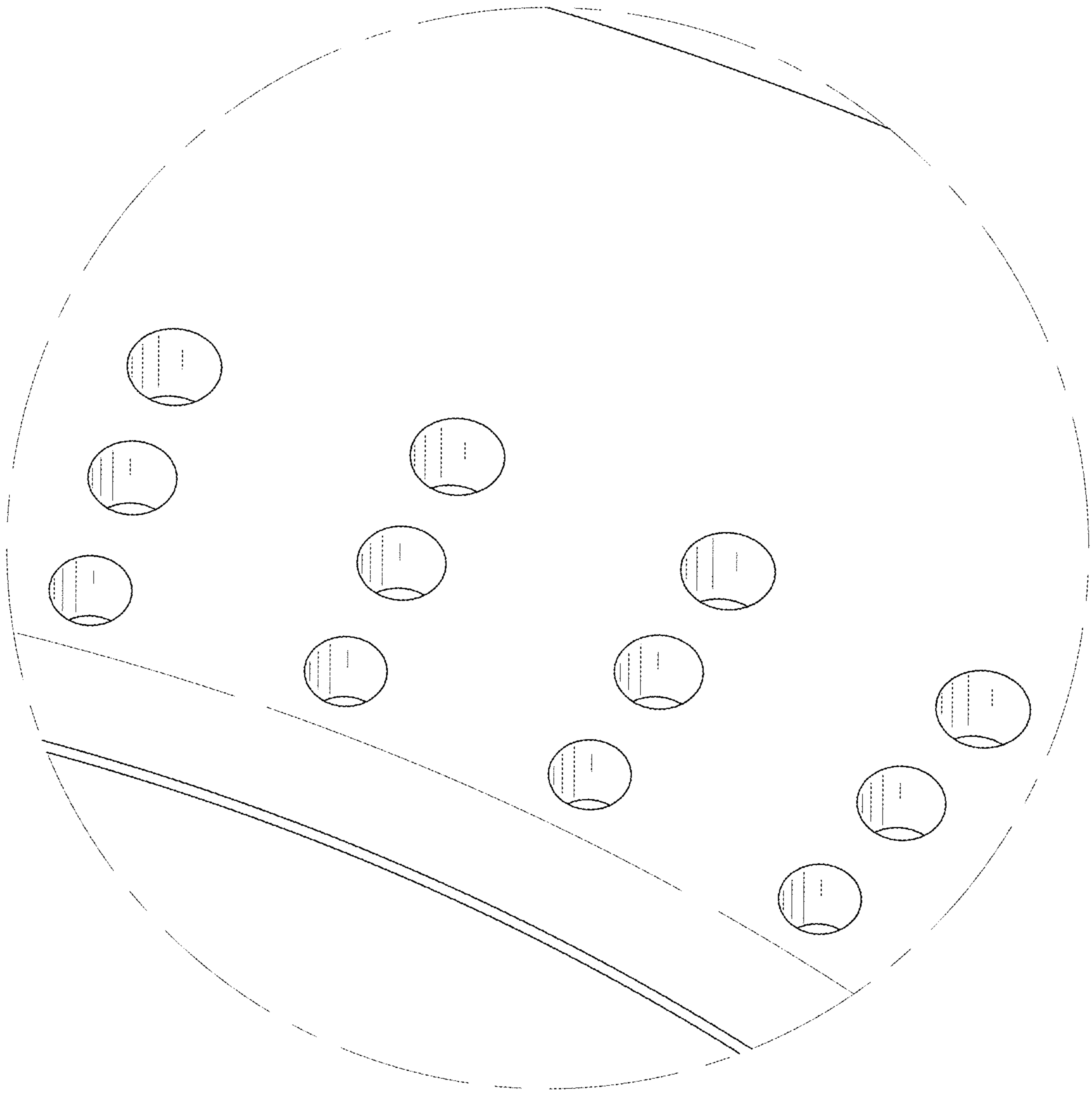


FIG. 9