

US00D967141S

(12) **United States Design Patent** (10) **Patent No.:** **US D967,141 S**
Breier et al. (45) **Date of Patent:** **** Oct. 18, 2022**

(54) **DISPLAY SCREEN OR PORTION THEREOF WITH ANIMATED GRAPHICAL USER INTERFACE**

(71) Applicant: **Honeywell International Inc.,**
Charlotte, NC (US)
(72) Inventors: **Eric Breier,** Atlanta, GA (US); **David Braylark,** Atlanta, GA (US); **Julie Lee,** Atlanta, GA (US); **Camilla Chun,** Atlanta, GA (US); **Lauren Duxbury,** Atlanta, GA (US)

(73) Assignee: **Honeywell International Inc.,**
Charlotte, NC (US)

(**) Term: **15 Years**

(21) Appl. No.: **29/772,373**

(22) Filed: **Mar. 1, 2021**

(51) **LOC (13) Cl.** **14-04**

(52) **U.S. Cl.**
USPC **D14/485**

(58) **Field of Classification Search**
USPC D14/485-495
CPC G06F 3/048; G06F 3/0481; G06F 3/04817;
G06F 3/0482; G06F 3/0483; G06F
3/04842; G06F 3/0485; G06F 3/04855;
G06F 3/0486; G06F 3/0488; G06F
3/04886; G06F 9/451; G06F 40/103;
G06F 40/106; G06F 40/189; G06F
40/191

See application file for complete search history.

(56) **References Cited**

U.S. PATENT DOCUMENTS

D752,092 S * 3/2016 Steplyk D14/488
D753,709 S * 4/2016 Kawanabe D14/488
D784,381 S * 4/2017 McConnell D14/493
D801,997 S * 11/2017 Kim D14/486

D827,666 S * 9/2018 Moroney D14/488
D870,762 S * 12/2019 Mendoza Corominas .. D14/486
D872,115 S * 1/2020 Azzi D14/486
D873,282 S * 1/2020 Mohageg D14/488
D879,821 S * 3/2020 Gray D14/486
D883,997 S * 5/2020 Einspahr D14/485
D885,413 S * 5/2020 Ramkumar D14/486
D898,053 S * 10/2020 Vollmer D14/486
D910,695 S * 2/2021 Parker D14/488
D912,690 S * 3/2021 Navasca D14/488
D916,823 S * 4/2021 Bleazard D14/486
D940,178 S * 1/2022 Ang D14/488
D946,609 S * 3/2022 Bleazard D14/486
D948,547 S * 4/2022 Toida D14/486
D953,358 S * 5/2022 Azzi D14/486

* cited by examiner

Primary Examiner — Nicole C Shiflet

(74) *Attorney, Agent, or Firm* — Sterne, Kessler,
Goldstein & Fox P.L.L.C.

(57) **CLAIM**

The ornamental design for a display screen or portion thereof with animated graphical user interface, as shown and described.

DESCRIPTION

FIG. 1 is a front view of a display screen or portion thereof with animated graphical user interface showing a first image of the claimed design;

FIG. 2 is a second image thereof; and,

FIG. 3 is a third image thereof.

The outermost broken lines in the figures show a display screen or portion thereof, and form no part of the claimed design. The other broken lines in the figures show portions of the animated graphical user interface that form no part of the claimed design.

The appearance of the animated image sequentially transitions between the images shown in FIGS. 1-3. The process or period in which one image transitions to another forms no part of the claimed design.

1 Claim, 3 Drawing Sheets






FIG. 1




FIG. 2




FIG. 3