



US00D967116S

(12) **United States Design Patent**  
**Sun**

(10) **Patent No.:** **US D967,116 S**  
(45) **Date of Patent:** **\*\* Oct. 18, 2022**

(54) **TABLET CASE**

(71) Applicant: **Chencheng Sun**, Hefei (CN)

(72) Inventor: **Chencheng Sun**, Hefei (CN)

(\*\*) Term: **15 Years**

(21) Appl. No.: **29/844,620**

(22) Filed: **Jun. 30, 2022**

(51) **LOC (13) Cl.** ..... **14-02**

(52) **U.S. Cl.**  
USPC ..... **D14/440**

(58) **Field of Classification Search**  
USPC ..... D14/440, 447, 250; 361/679.55;  
206/45.23, 320, 45.2; 294/25;  
455/575.8; D3/294  
CPC ... G06F 1/1628; G06F 1/1626; A47B 23/044;  
A45C 11/00  
See application file for complete search history.

(56) **References Cited**

**U.S. PATENT DOCUMENTS**

D711,886 S *	8/2014	Kerawala	.....	D14/440
9,074,725 B2 *	7/2015	Trotsky	.....	F16M 11/105
9,918,545 B2 *	3/2018	van Hooft	.....	F16B 1/00
D837,219 S *	1/2019	Gao	.....	D14/440
D847,817 S *	5/2019	Cheng	.....	D14/440
D851,649 S *	6/2019	Tan	.....	D14/440
D858,507 S *	9/2019	Jang	.....	D14/251
D883,987 S *	5/2020	Cheng	.....	D14/440
D891,435 S *	7/2020	Cheng	.....	D14/440
D897,348 S *	9/2020	Liao	.....	D14/440

D897,349 S	9/2020	Li	
D898,036 S *	10/2020	Cheng	..... D14/440
D904,413 S	12/2020	Feng	
D910,640 S	2/2021	Li	
D912,282 S *	3/2021	Kim	..... D26/28
D920,982 S *	6/2021	Xu	..... D14/440
D930,002 S *	9/2021	Zhou	..... D14/440
D937,275 S *	11/2021	Cheng	..... D14/440
D942,456 S *	2/2022	Liao	..... D14/440
D944,256 S *	2/2022	Cheng	..... D14/440
D946,579 S *	3/2022	Tan	..... D14/440
D949,153 S *	4/2022	Chen	..... D14/440

\* cited by examiner

*Primary Examiner* — Cynthia R Underwood  
(74) *Attorney, Agent, or Firm* — Rumit Ranjit Kanakia

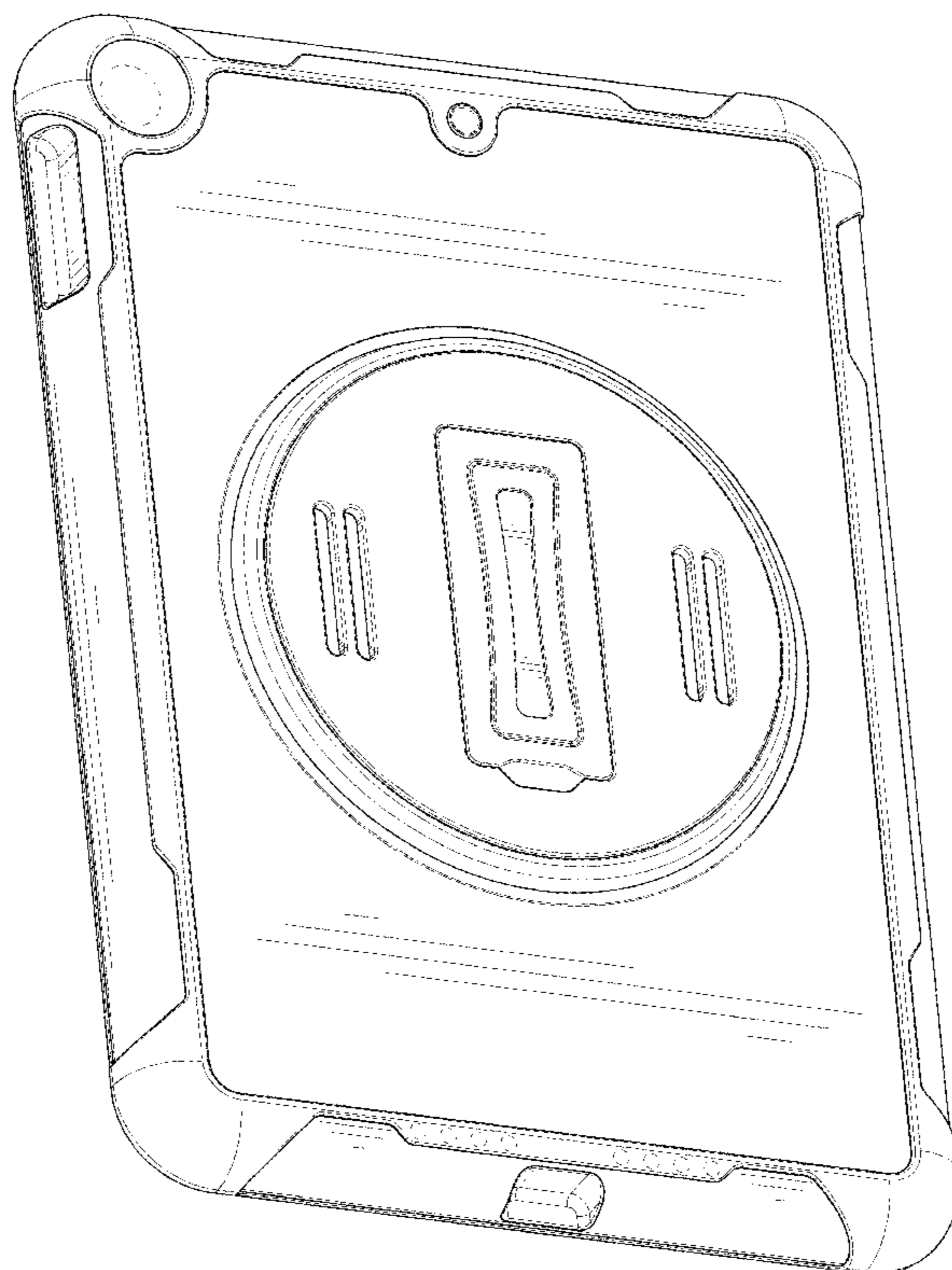
(57) **CLAIM**

The ornamental design for a tablet case, as shown and described.

**DESCRIPTION**

FIG 1 is a first perspective view of a tablet case showing my new design;  
FIG 2 is a second perspective view thereof;  
FIG 3 is a front view thereof;  
FIG 4 is a back view thereof;  
FIG 5 is a left side view thereof;  
FIG 6 is a right side view thereof;  
FIG 7 is a top view thereof; and,  
FIG 8 is a bottom view thereof.  
The broken lines shown in the drawings depict portions of the tablet case that form no part of the claimed design.

**1 Claim, 8 Drawing Sheets**






FIG. 1




FIG. 2




FIG. 3




FIG. 4

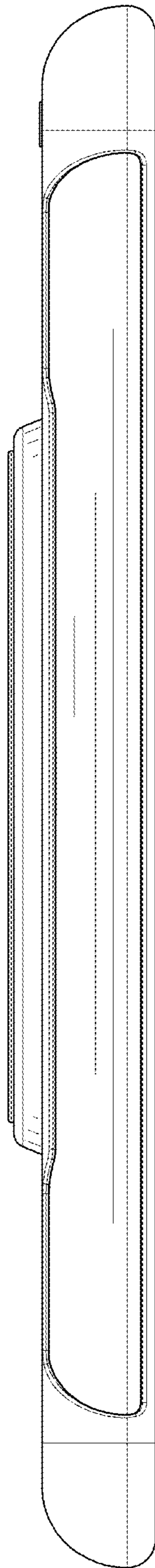


FIG. 5




FIG. 6




FIG. 7



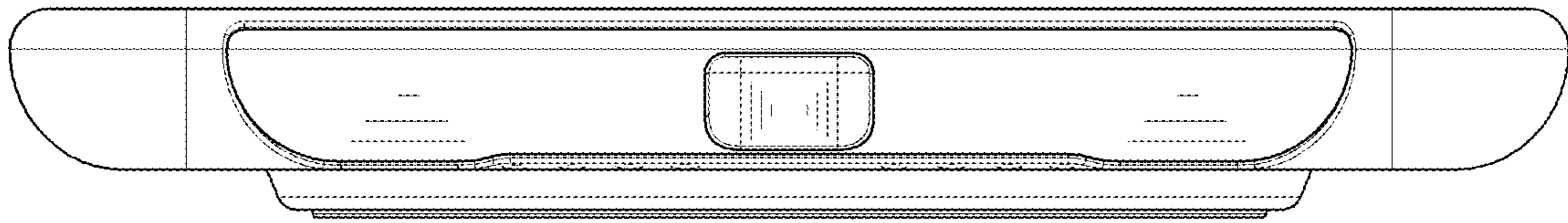


FIG. 8