



US00D967094S

(12) **United States Design Patent**
Jones et al.

(10) **Patent No.:** **US D967,094 S**
(45) **Date of Patent:** **** Oct. 18, 2022**

(54) **READER HOUSING HAVING A CAMERA WINDOW AND DISPLAY SCREEN**

(71) Applicant: **ASSA ABLOY AB**, Stockholm (SE)

(72) Inventors: **William Jones**, Swansea (GB);
Aleksandar Tatic, Milan (IT)

(73) Assignee: **ASSA ABLOY AB**, Stockholm (SE)

(**) Term: **15 Years**

(21) Appl. No.: **29/760,590**

(22) Filed: **Dec. 2, 2020**

(51) **LOC (13) Cl.** **14-02**

(52) **U.S. Cl.**
USPC **D14/385**

(58) **Field of Classification Search**
USPC D18/4.4, 4.5, 4.6, 12, 12.1, 12.3;
D14/383, 384, 385, 386, 378, 420, 427,
D14/432-439, 447, 453; D13/107, 108,
D13/133, 146, 147, 152, 154, 156;
235/441, 451, 492, 380, 439, 375
CPC G06K 19/07749; G06K 19/0723; G06K
19/041; G06K 19/07758; G06K 19/0775;
G06K 19/07783; G06K 19/07794; G06K
19/06046; G06K 19/07722; G06K
19/07773; G06K 19/07779; G06K
19/07784; G06K 19/07786; G06K
19/0709

See application file for complete search history.

(56) **References Cited**

U.S. PATENT DOCUMENTS

D628,534 S	*	12/2010	Daniel	D13/102
D659,836 S	*	5/2012	Bensch	D24/167
D675,617 S	*	2/2013	Daniel	D14/385
D703,670 S	*	4/2014	Rotsaert	D14/307
D821,398 S	*	6/2018	Karlsson	D14/387
D841,648 S	*	2/2019	Rotsaert	D14/385

D878,367 S	*	3/2020	Rotsaert	D14/385
D886,898 S	*	6/2020	Huang	D18/4.6
D918,909 S	*	5/2021	Rotsaert	D14/385
D941,911 S	*	1/2022	Luo	D18/4.6

* cited by examiner

Primary Examiner — Austin Murphy

(74) *Attorney, Agent, or Firm* — Schwegman Lundberg & Woessner, P.A.

(57) **CLAIM**

The ornamental design for a reader housing having a camera window and display screen, as shown and described.

DESCRIPTION

FIG. 1 is an isometric view of a reader housing having a camera window and display screen, showing our new design;

FIG. 2 is a rear isometric view of the reader housing of FIG. 1;

FIG. 3 is a front view of the reader housing of FIG. 1;

FIG. 4 is a rear view of the reader housing of FIG. 1;

FIG. 5 is a left side view of the reader housing of FIG. 1;

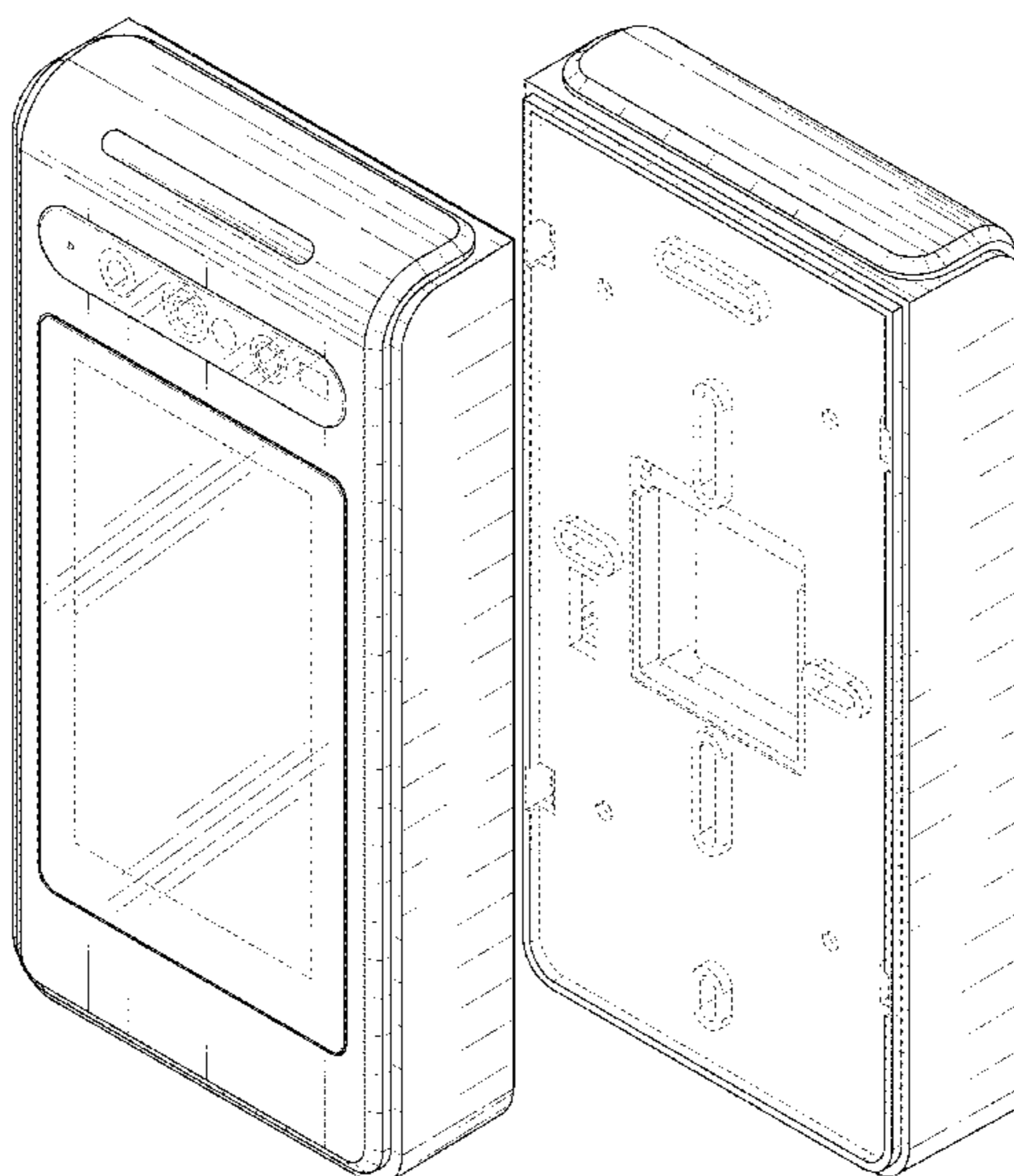
FIG. 6 is a right side view of the reader housing of FIG. 1;

FIG. 7 is a top view of the reader housing of FIG. 1; and,

FIG. 8 is a bottom view of the reader housing of FIG. 1.

The broken lines of FIGS. 1-6 and 8 are provided for purposes of illustration and form no part of the claimed portion of the design of the present application. However, the broken lines are intended to provide explicit disclosure as to presently unclaimed portions of the design, and Applicant reserves the right to pursue and claim such other presently unclaimed portions, alone or in combination with the presently claimed portions, in one or more continuation applications. Applicant further explicitly reserves the right to pursue and claim, in one or more continuation applications, a subset of the presently claimed portions of the design or a different subset of the presently claimed and presently unclaimed portions illustrated in the figures.

1 Claim, 6 Drawing Sheets



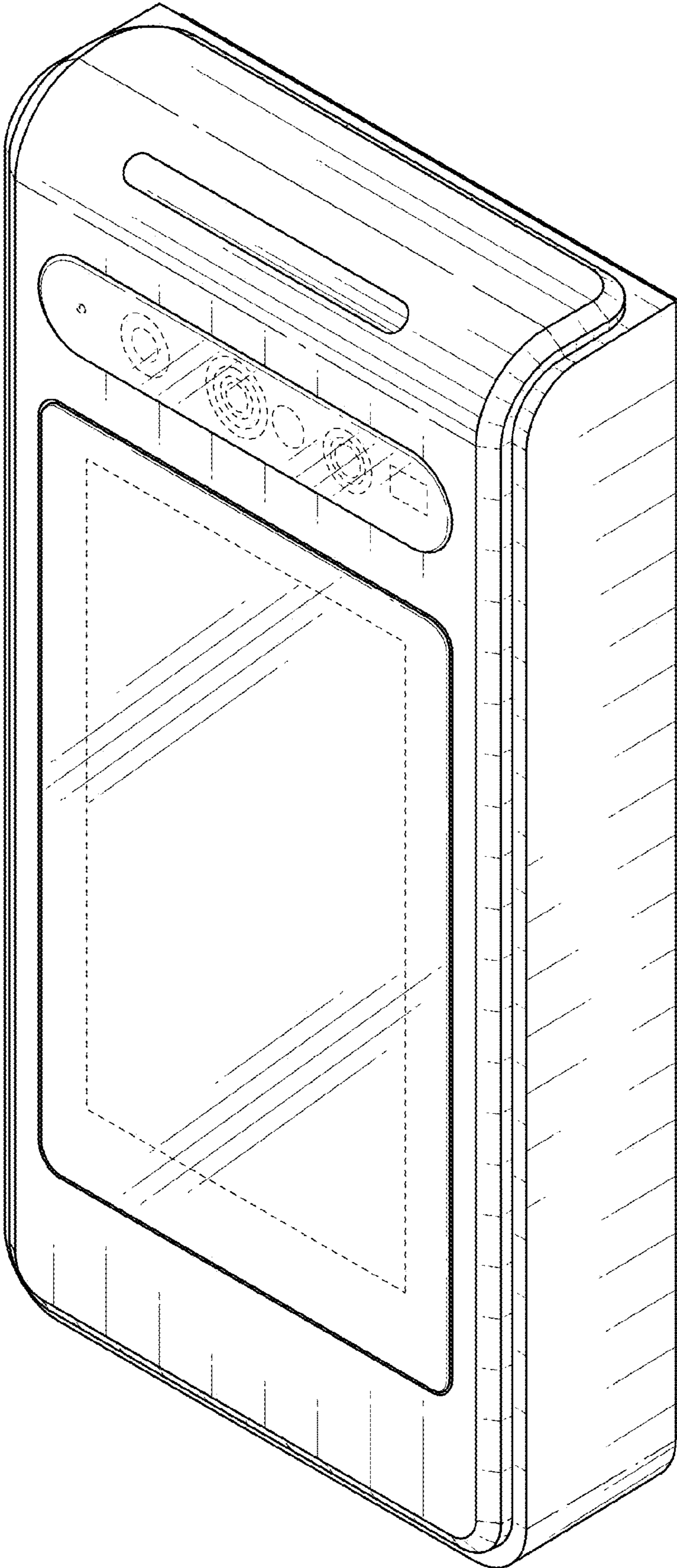


FIG. 1

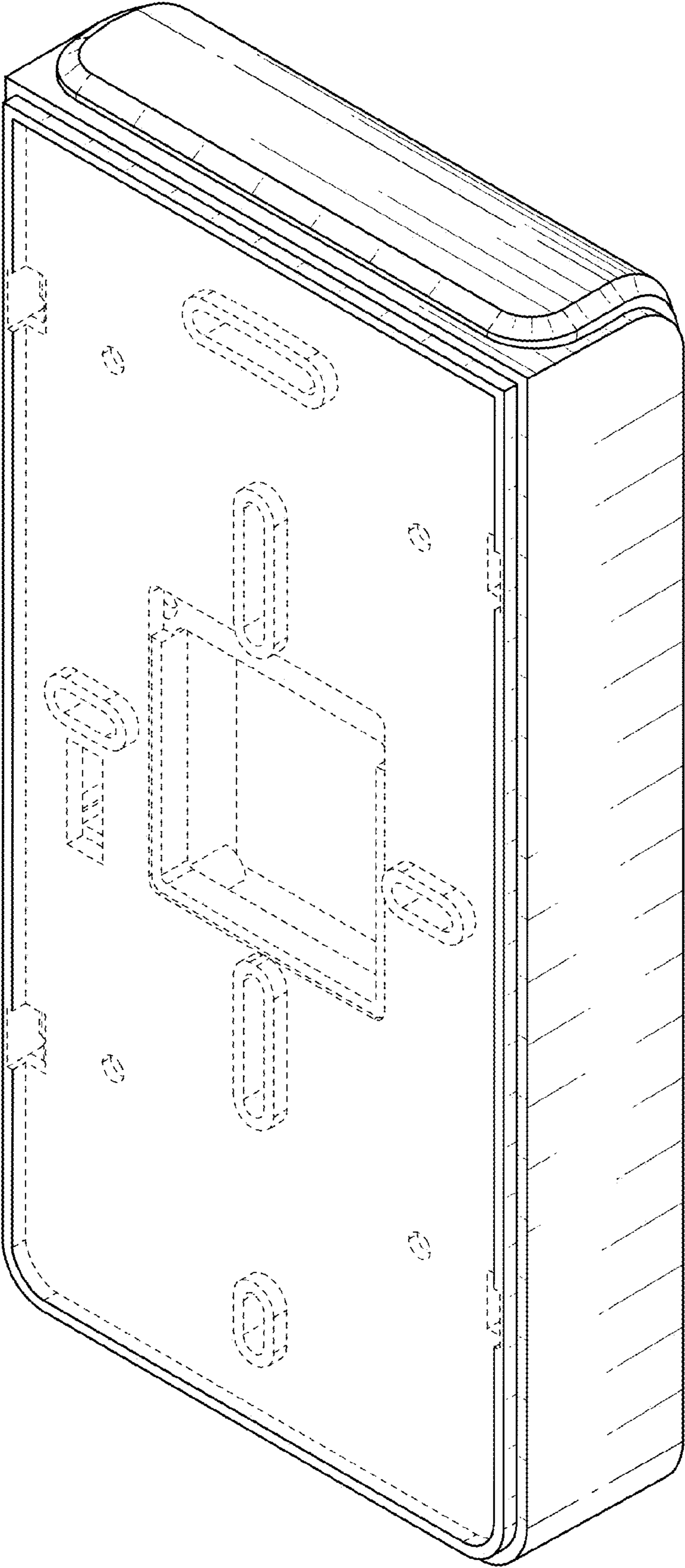


FIG. 2




FIG. 3

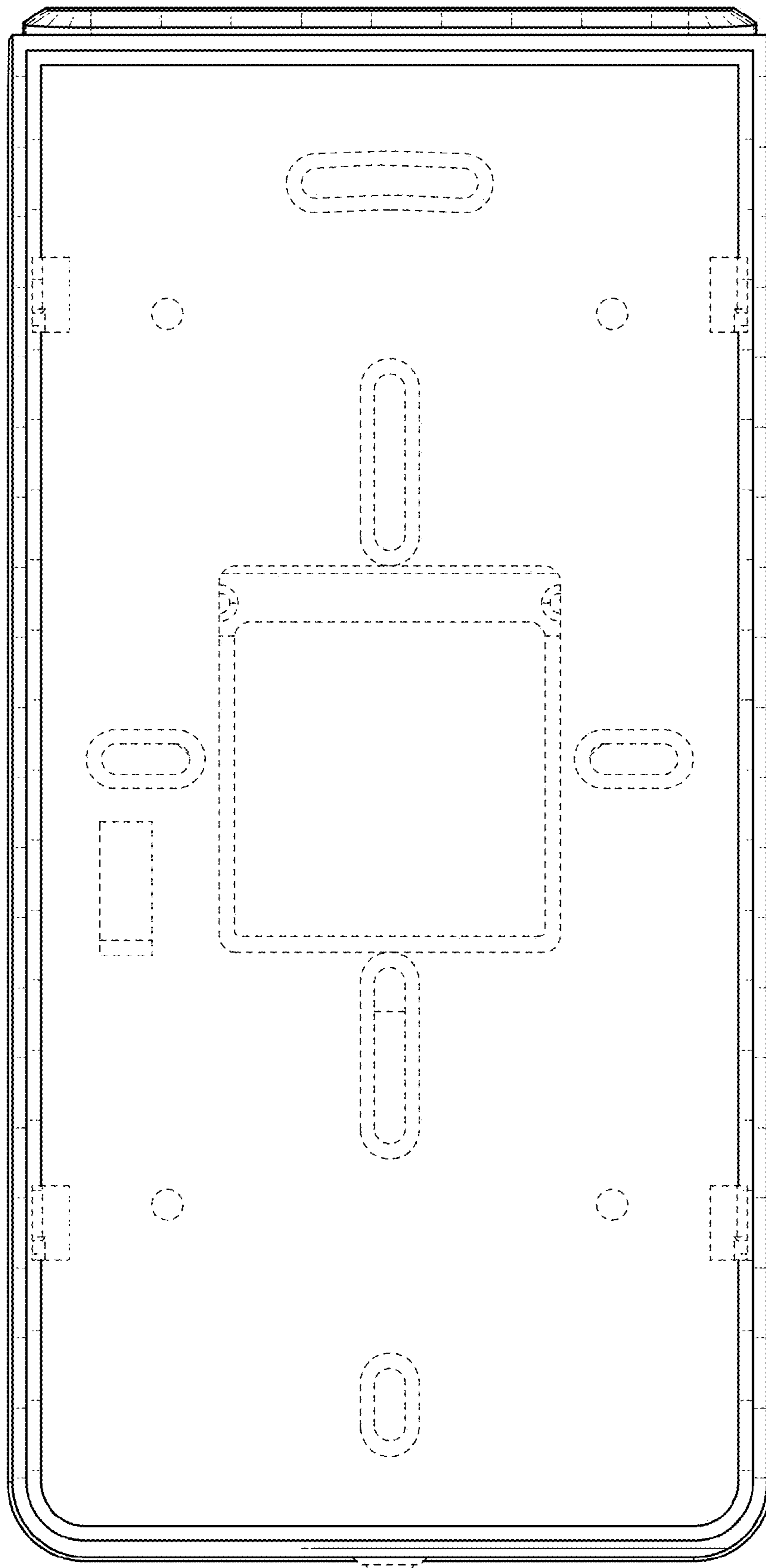


FIG. 4

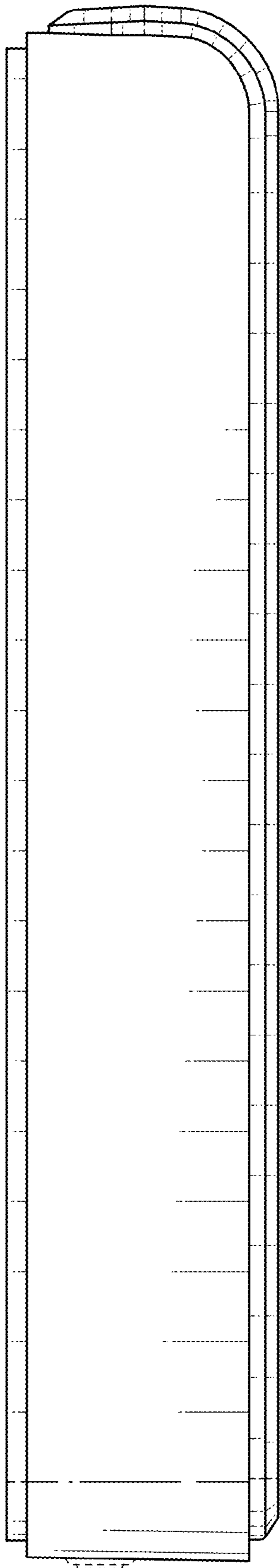


FIG. 5

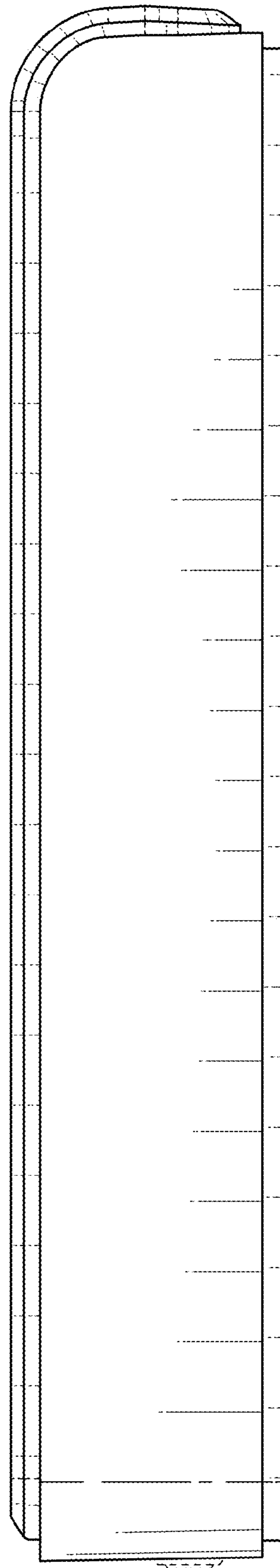


FIG. 6

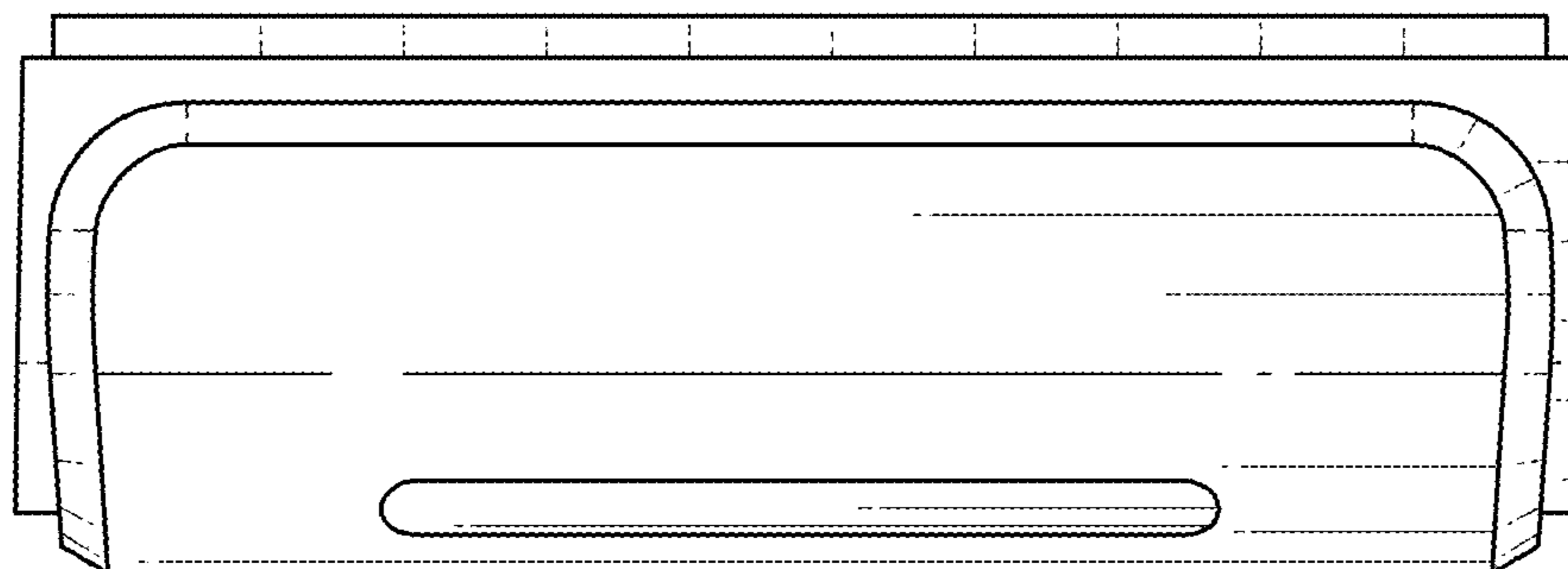


FIG. 7

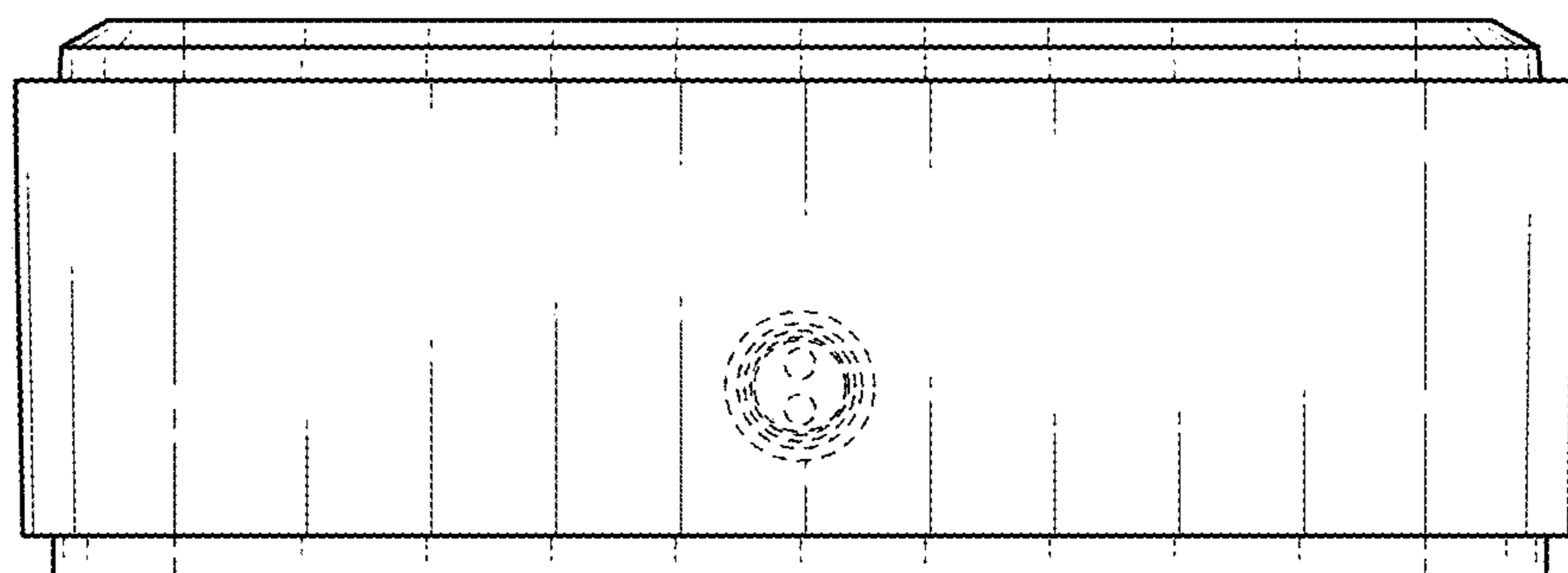


FIG. 8