

US00D967082S

(12) **United States Design Patent**
Kim et al.

(10) **Patent No.:** **US D967,082 S**

(45) **Date of Patent:** **** Oct. 18, 2022**

(54) **CASE FOR ELECTRONIC DEVICE**

(71) Applicant: **Samsung Electronics Co., Ltd.**,
Suwon-si (KR)

(72) Inventors: **Han Kim**, Suwon-si (KR); **Sun-Woong Ham**, Suwon-si (KR); **Hyun-Keun Son**, Suwon-si (KR); **Bum-Soo Park**, Suwon-si (KR)

(73) Assignee: **SAMSUNG ELECTRONICS CO., LTD.**, Suwon-si (KR)

(**) Term: **15 Years**

(21) Appl. No.: **29/748,331**

(22) Filed: **Aug. 28, 2020**

(30) **Foreign Application Priority Data**

Apr. 10, 2020 (KR) 30-2020-0016071

(51) **LOC (13) Cl.** **14-03**

(52) **U.S. Cl.**
USPC **D14/250**

(58) **Field of Classification Search**
USPC D3/201, 218; D14/217, 248, 250–253,
D14/432, 434, 440, 441, 447
CPC H04B 1/3888; H04M 1/0283; H04M
1/0202; A45F 2005/028; A45F 2200/0525
See application file for complete search history.

(56) **References Cited**

U.S. PATENT DOCUMENTS

D757,704 S *	5/2016	Roberts	D14/250
D761,781 S *	7/2016	Dang	D14/250
D767,552 S *	9/2016	Sasaki	D14/250
D784,976 S *	4/2017	Cebe	D14/250
D800,105 S *	10/2017	Roberts	D14/250
D806,692 S *	1/2018	Jia	D14/250
D834,572 S *	11/2018	Jung	D14/250
D837,196 S *	1/2019	Kim	D14/250

D837,779 S *	1/2019	Kim	D14/250
D857,002 S *	8/2019	Kim	D14/250
D857,684 S *	8/2019	Lee	D14/250
D877,132 S *	3/2020	Yang	D14/250
D900,803 S *	11/2020	Ahn	D14/250
D905,676 S *	12/2020	Kim	D14/250
D908,680 S *	1/2021	Kim	D14/250
D914,004 S *	3/2021	Lee	D14/250
D917,448 S *	4/2021	Song	D14/250
D917,450 S *	4/2021	Kim	D14/250
D928,766 S *	8/2021	Park	D14/250

(Continued)

OTHER PUBLICATIONS

Samsung Electronics Galaxy Note 20 Case, Clear Protective Cover, publication date Aug. 6, 2020, [online] URL: <https://www.amazon.com/Samsung-Electronics-Galaxy-Clear-Protective/dp/B08C9WFCVC> (Year: 2020).*

Primary Examiner — L. A. Grabenstetter

(74) *Attorney, Agent, or Firm* — McAndrews Held & Malloy, Ltd.

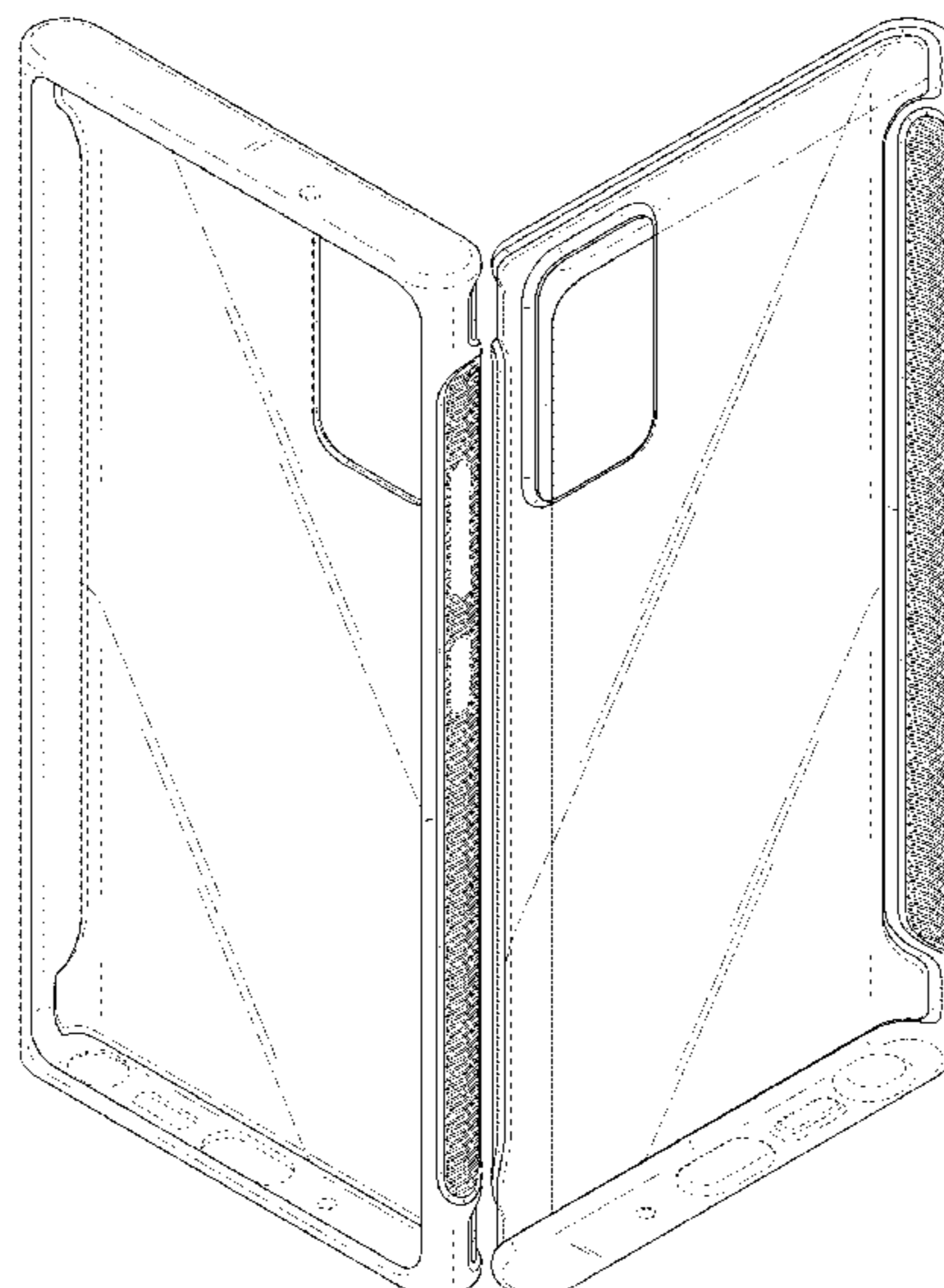
(57) **CLAIM**

The ornamental design for a case for electronic device, as shown and described.

DESCRIPTION

FIG. 1 is a front perspective view of a case for electronic device showing our new design; FIG. 2 is a front elevation view thereof; FIG. 3 is a rear elevation view thereof; FIG. 4 is a left side elevation view thereof; FIG. 5 is a right side elevation view thereof; FIG. 6 is a top plan view thereof; FIG. 7 is a bottom plan view thereof; and, FIG. 8 is a rear perspective view thereof. The broken lines in the figures illustrate portions of the case for electronic device that form no part of the claimed design.

1 Claim, 8 Drawing Sheets



(56)

References Cited

U.S. PATENT DOCUMENTS

D928,767 S * 8/2021 Kim D14/250
D936,047 S * 11/2021 Feng D14/250

* cited by examiner

FIG. 1

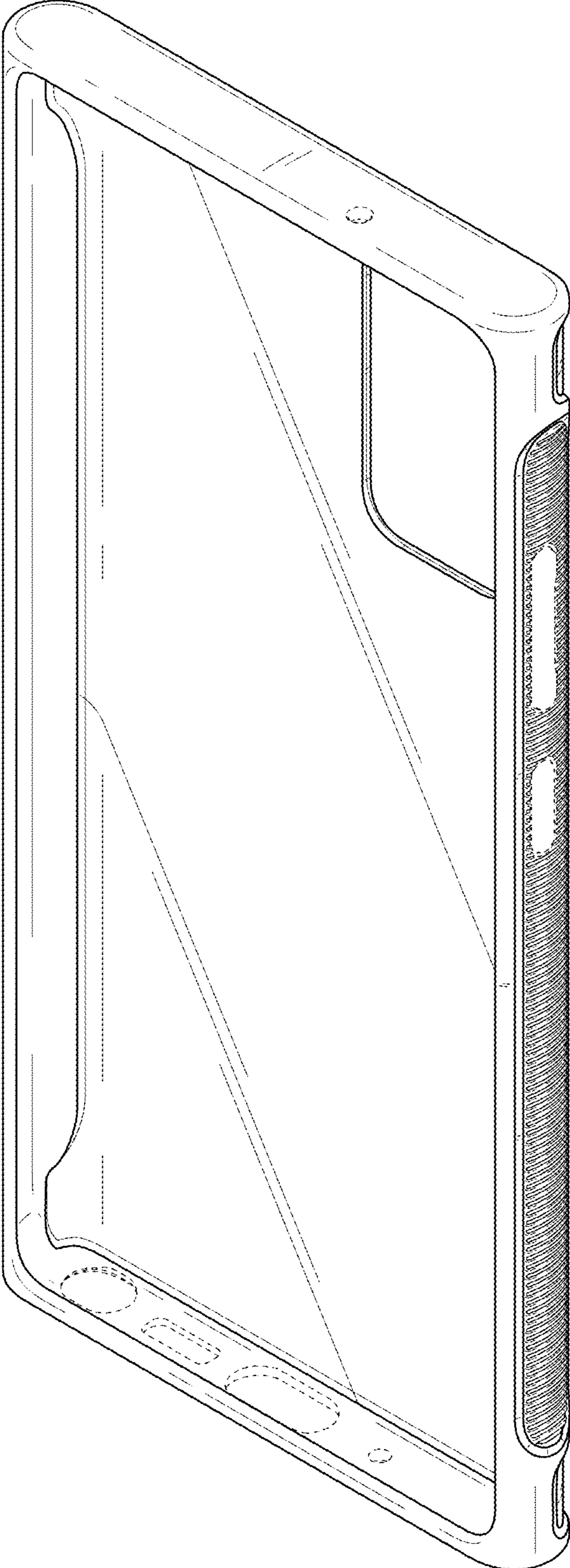


FIG. 2

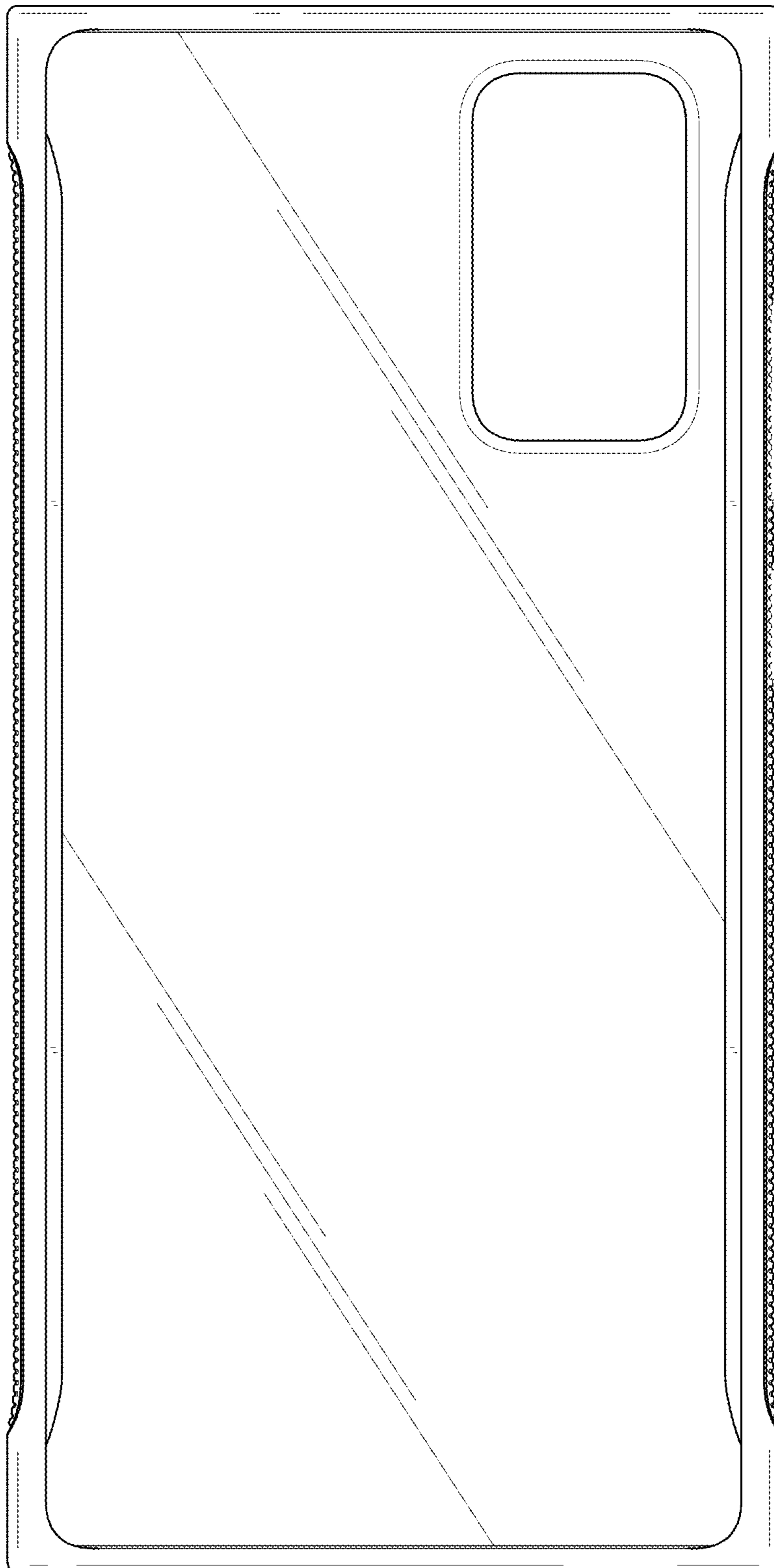


FIG. 3

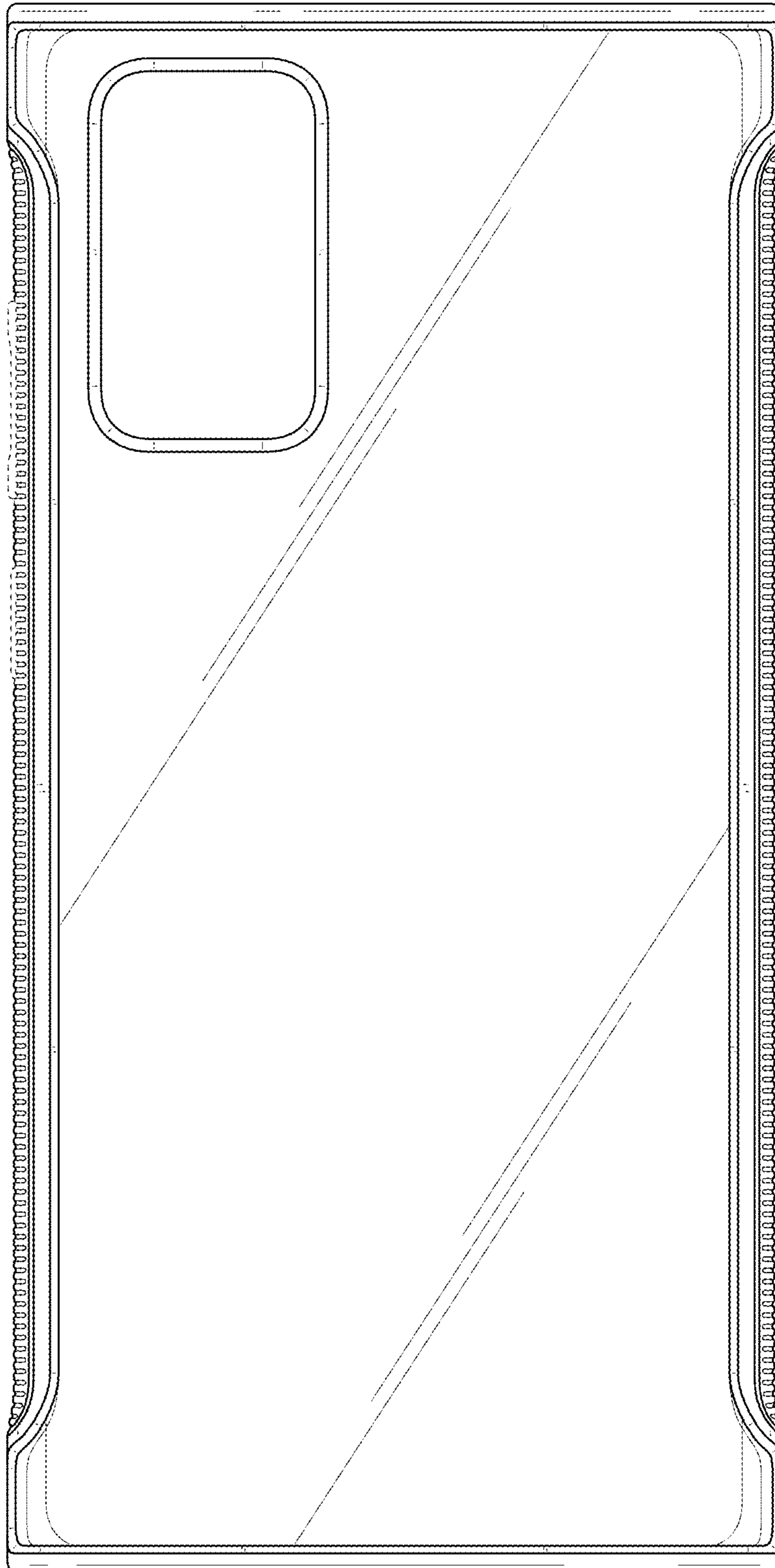


FIG. 4

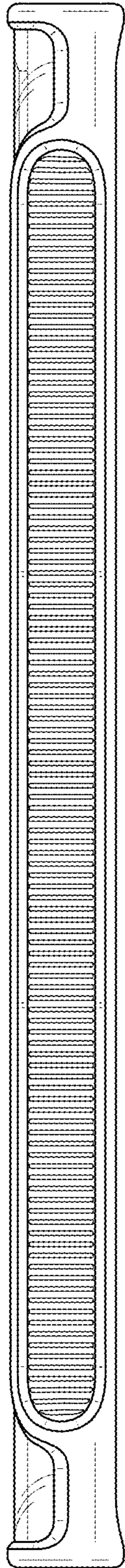


FIG. 5

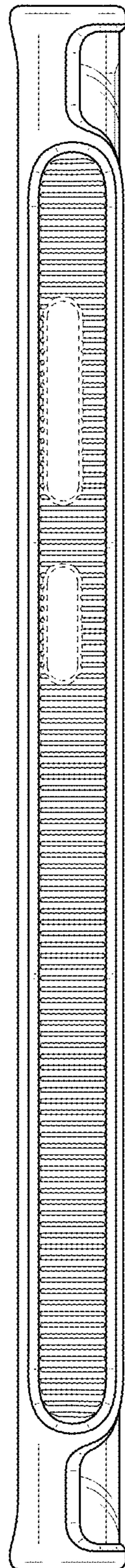


FIG. 6

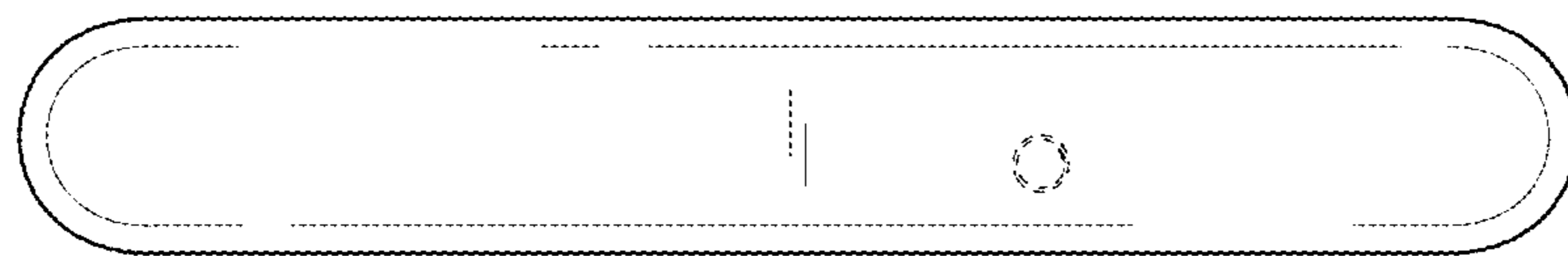


FIG. 7

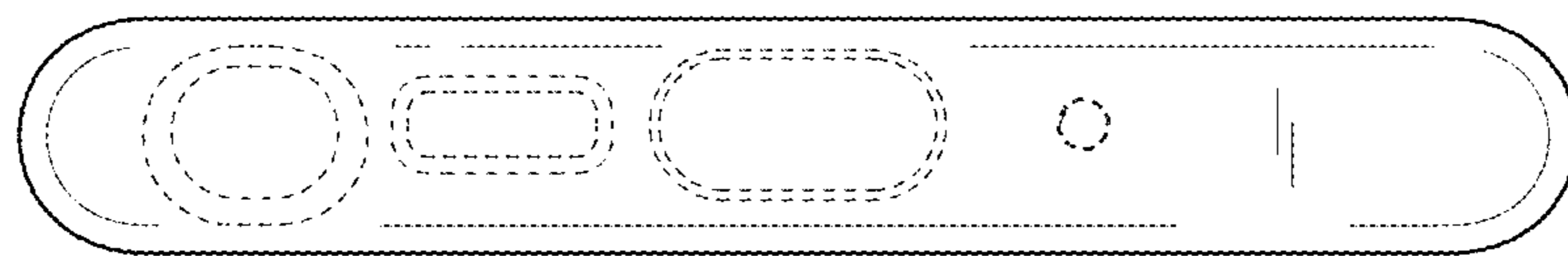


FIG. 8

