



US00D967081S

(12) **United States Design Patent**  
**Putti et al.**

(10) **Patent No.:** **US D967,081 S**  
(45) **Date of Patent:** **\*\* Oct. 18, 2022**

(54) **MICROWAVE TRANSMISSION WINDOW ASSEMBLY**

(71) Applicant: **Applied Materials, Inc.**, Santa Clara, CA (US)

(72) Inventors: **Rajesh Kumar Putti**, Singapore (SG);  
**Prashant Agarwal**, Bangalore (IN);  
**Ananthkrishna Jupudi**, Singapore (SG)

(73) Assignee: **APPLIED MATERIALS, INC.**, Santa Clara, CA (US)

(\*\*) Term: **15 Years**

(21) Appl. No.: **29/756,723**

(22) Filed: **Oct. 30, 2020**

(51) **LOC (13) Cl.** ..... **14-03**

(52) **U.S. Cl.**  
USPC ..... **D14/230**

(58) **Field of Classification Search**

USPC ..... D7/402-409, 323, 328-332, 339-340,  
D7/346-351, 390; D15/138;  
D14/230-238, 299; D13/155  
CPC ... H05B 1/02; H05B 1/00; H05B 3/76; H05B  
3/68; H05B 6/08; F24C 15/102; F24C  
7/00; F24C 7/02; F24C 7/04; F24C 7/06;  
F24C 7/062; F24C 7/067; F24C 15/00;  
F24C 15/004; F24C 15/02; A47J 37/00;  
H01P

(Continued)

(56) **References Cited**

**U.S. PATENT DOCUMENTS**

2,783,295 A 2/1957 Ewing  
2,955,857 A \* 10/1960 Smith ..... H01P 1/042  
277/611

(Continued)

**FOREIGN PATENT DOCUMENTS**

TW D196748 7/2019

**OTHER PUBLICATIONS**

What are Waveguide Pressure Windows?, everythingRF [online], published Aug. 29, 2019, [retrieved on Feb. 3, 2022]. Retrieved from the Internet, URL: <https://www.everythingrf.com/community/what-are-waveguide-pressure-windows>.\*

(Continued)

*Primary Examiner* — Nicole C Shiflet

(74) *Attorney, Agent, or Firm* — Moser Taboada

(57) **CLAIM**

We claim the ornamental design for a microwave transmission window assembly, as shown and described.

**DESCRIPTION**

FIG. 1 is a front side isometric view of a microwave transmission window assembly, according to one embodiment of the novel design.

FIG. 2 is a back side isometric view thereof.

FIG. 3 is a front side elevation view thereof.

FIG. 4 is a back side elevation view thereof.

FIG. 5 is a top plan view thereof.

FIG. 6 is a bottom plan view thereof.

FIG. 7 is a left side elevation view thereof.

FIG. 8 is a right side elevation view thereof.

FIG. 9 is a front side isometric view of a microwave transmission window assembly, according to another embodiment of the novel design.

FIG. 10 is a back side isometric view thereof.

FIG. 11 is a front side elevation view thereof.

FIG. 12 is a back side elevation view thereof.

FIG. 13 is a top plan view thereof.

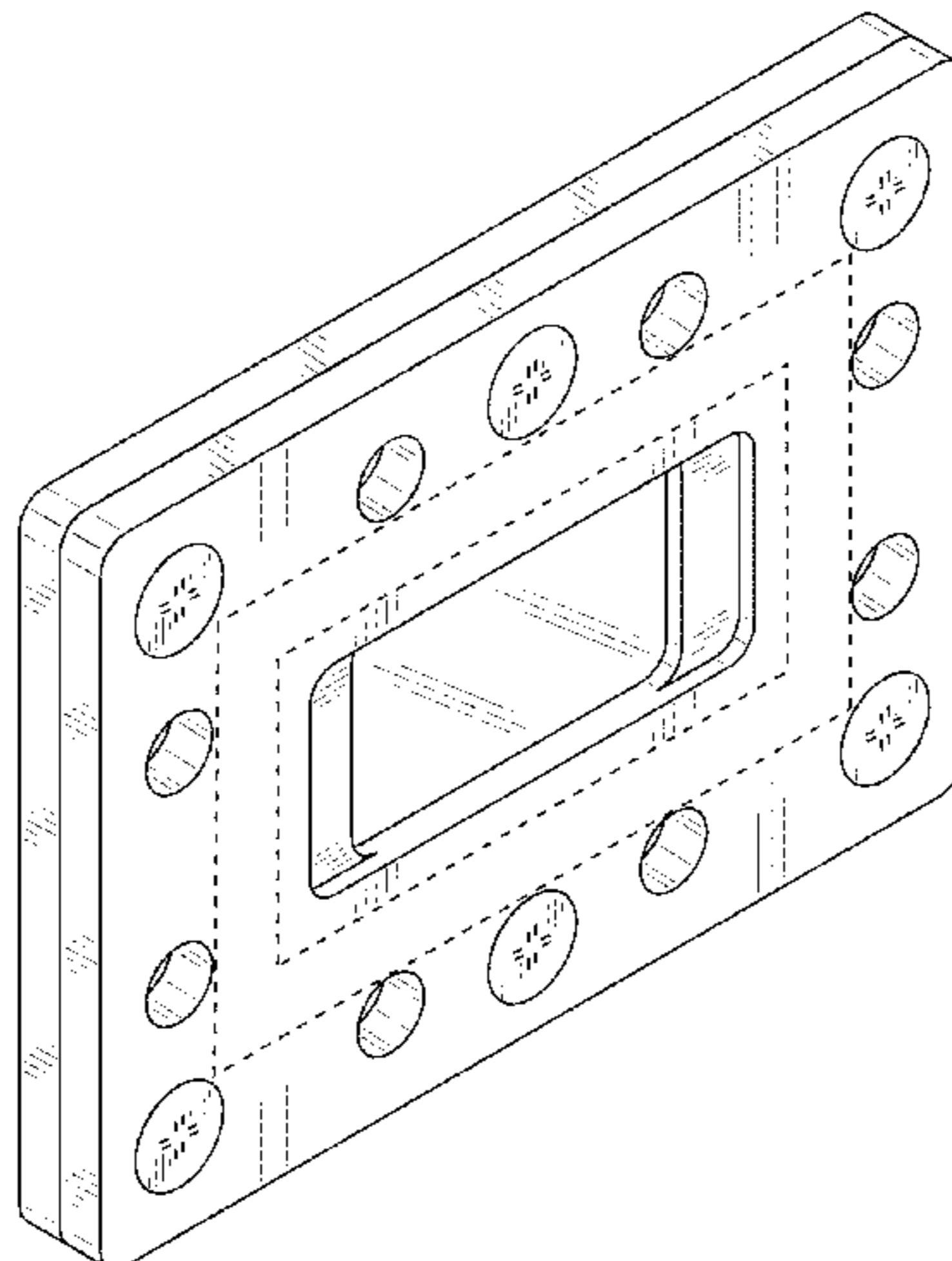
FIG. 14 is a bottom plan view thereof.

FIG. 15 is a left side elevation view thereof; and,

FIG. 16 is a right side elevation view thereof.

The dashed lines in FIGS. 1-16 represent unclaimed environment and form no part of the claimed design.

**1 Claim, 12 Drawing Sheets**



(58) **Field of Classification Search**  
 CPC ... 1/08; H01P 1/162; H01J 37/32; F16J 15/06  
 See application file for complete search history.

2007/0036895 A1 2/2007 Carpenter et al.  
 2010/0214043 A1 8/2010 Courtney et al.  
 2013/0008607 A1 1/2013 Matsumoto et al.  
 2015/0348757 A1 12/2015 Stowell et al.  
 2019/0157045 A1 5/2019 Meloni  
 2019/0198296 A1 6/2019 Lu et al.

(56) **References Cited**

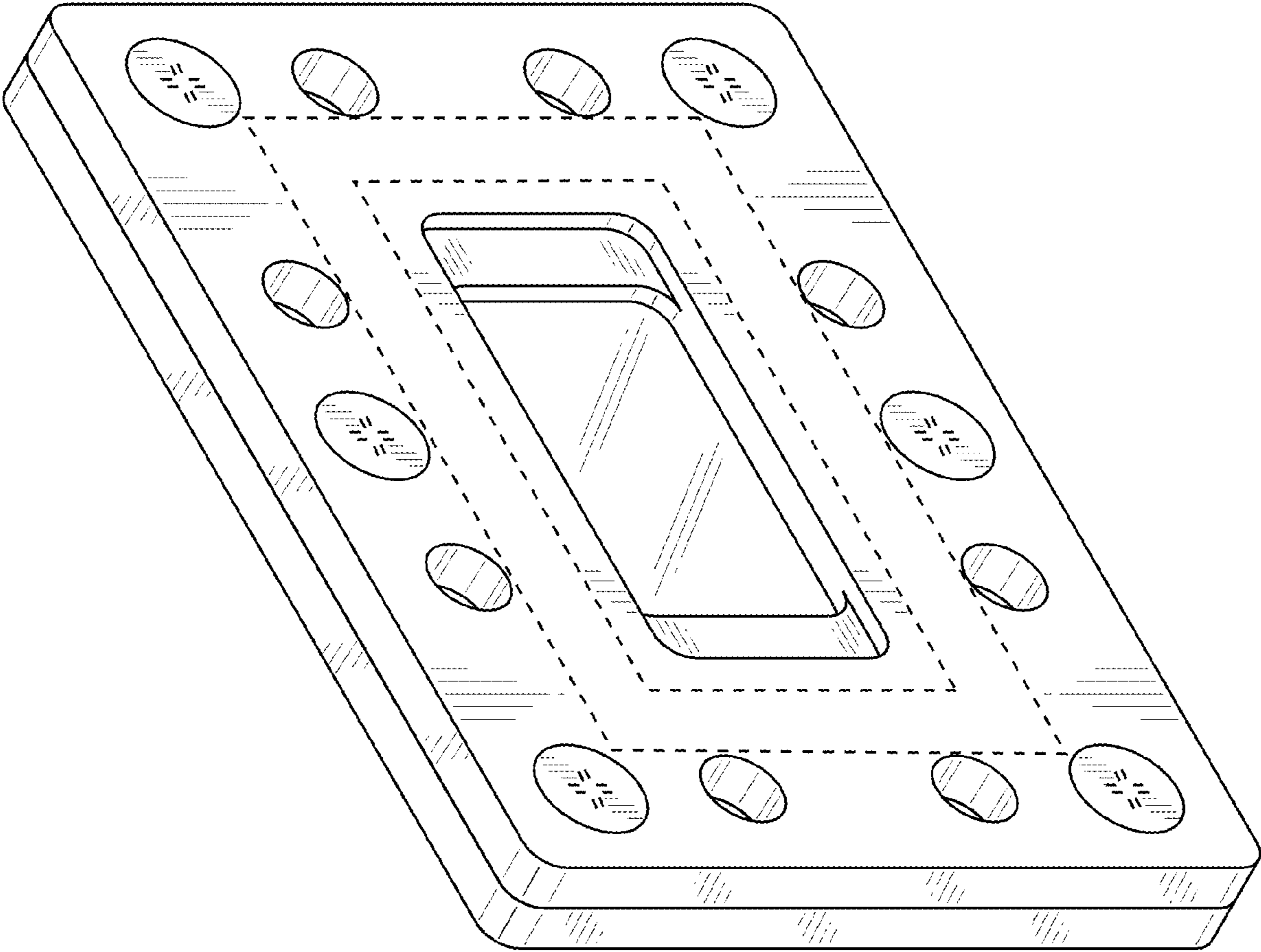
U.S. PATENT DOCUMENTS

3,201,296 A \* 8/1965 Kilduff ..... H01P 1/08  
 428/416  
 3,201,725 A \* 8/1965 Johnson ..... H01P 1/042  
 277/614  
 D293,575 S \* 1/1988 Sugiura ..... D14/230  
 D302,159 S \* 7/1989 Chin ..... D14/230  
 5,041,804 A \* 8/1991 Brown ..... H01P 1/08  
 333/248  
 5,765,835 A 6/1998 Johnson  
 5,936,494 A 8/1999 Pollock  
 6,844,798 B2 \* 1/2005 Apte ..... H01P 1/08  
 333/252  
 7,012,386 B1 \* 3/2006 Berg ..... H05H 7/00  
 315/505  
 D571,831 S 6/2008 Ota et al.  
 D571,833 S 6/2008 Ota et al.  
 D594,485 S 6/2009 Ota et al.  
 D606,052 S \* 12/2009 Noro ..... D14/230  
 D796,491 S \* 9/2017 Nealis ..... D14/230  
 D872,700 S \* 1/2020 Karlsson ..... D13/155  
 10,644,368 B2 5/2020 Stowell et al.  
 D908,641 S \* 1/2021 Roos ..... D13/155

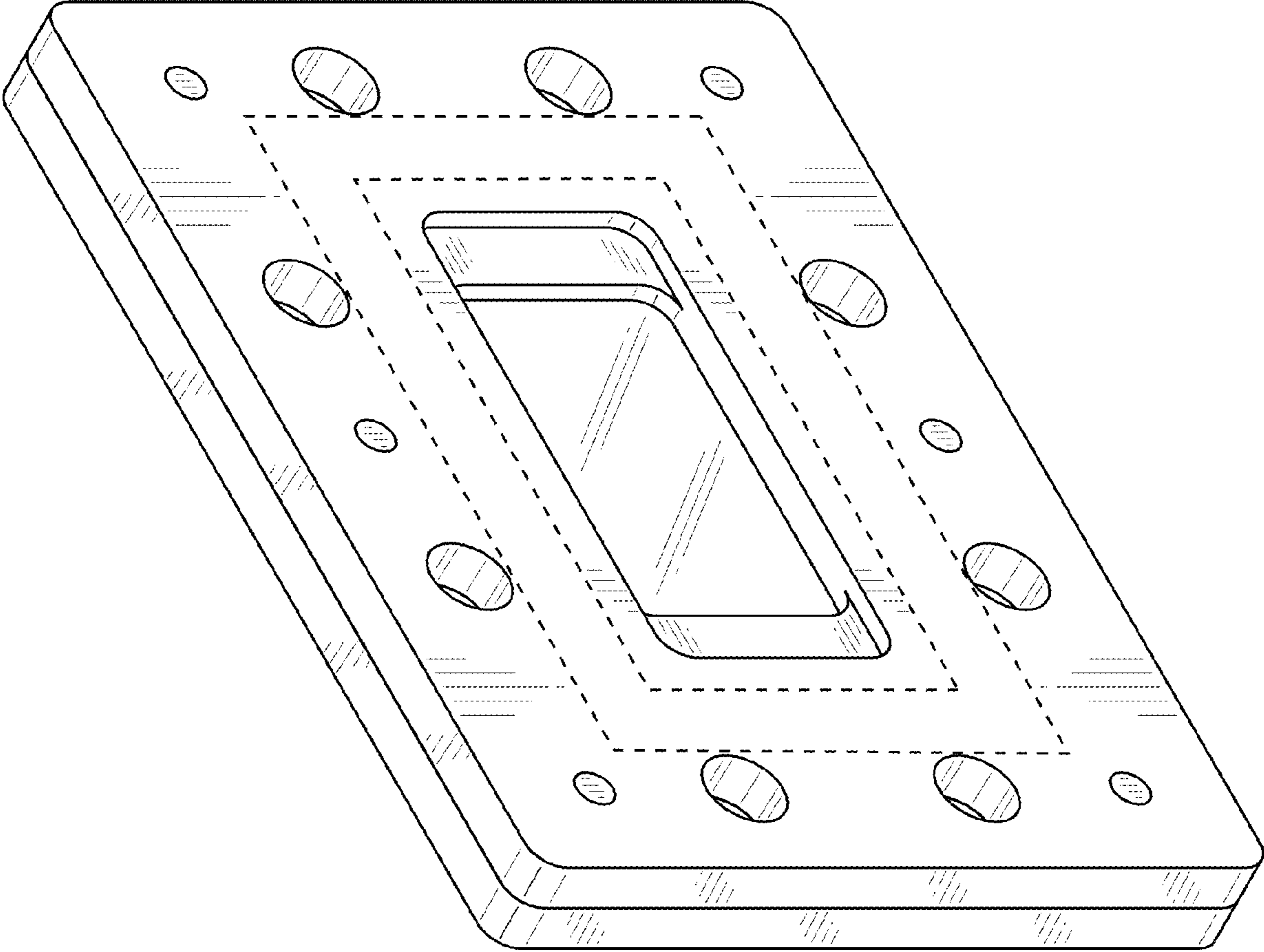
OTHER PUBLICATIONS

Pressure Windows, Apollo Microwaves [online], no publication date, [retrieved on Feb. 3, 2022]. Retrieved from the Internet, URL: [https://www.apollomw.com/products/?id=262164&product=Waveguide\\_Pressure\\_Windows.\\*](https://www.apollomw.com/products/?id=262164&product=Waveguide_Pressure_Windows.*)  
 Waveguide Pressure Window, HengDa Microwave [online], no publication date, [retrieved on Feb. 3, 2022]. Retrieved from the Internet, URL: [http://m.hengdamw.com/waveguide-components/waveguide-pressure-window-and-flange-shim/waveguide-pressure-window.html.\\*](http://m.hengdamw.com/waveguide-components/waveguide-pressure-window-and-flange-shim/waveguide-pressure-window.html.*)  
 Waveguide Pressure Windows, MCI Microwave Techniques [online], no publication date, [retrieved on Feb. 3, 2022]. Retrieved from the Internet, URL: [https://mcibroadcast.com/waveguide-pressure-windows/.\\*](https://mcibroadcast.com/waveguide-pressure-windows/.*)  
 Search Report for Taiwan Design Application No. 110301737, dated Jun. 27, 2021.  
 PCT International Search Report and Written Opinion for PCT/US2021/056927 dated Feb. 15, 2022.

\* cited by examiner

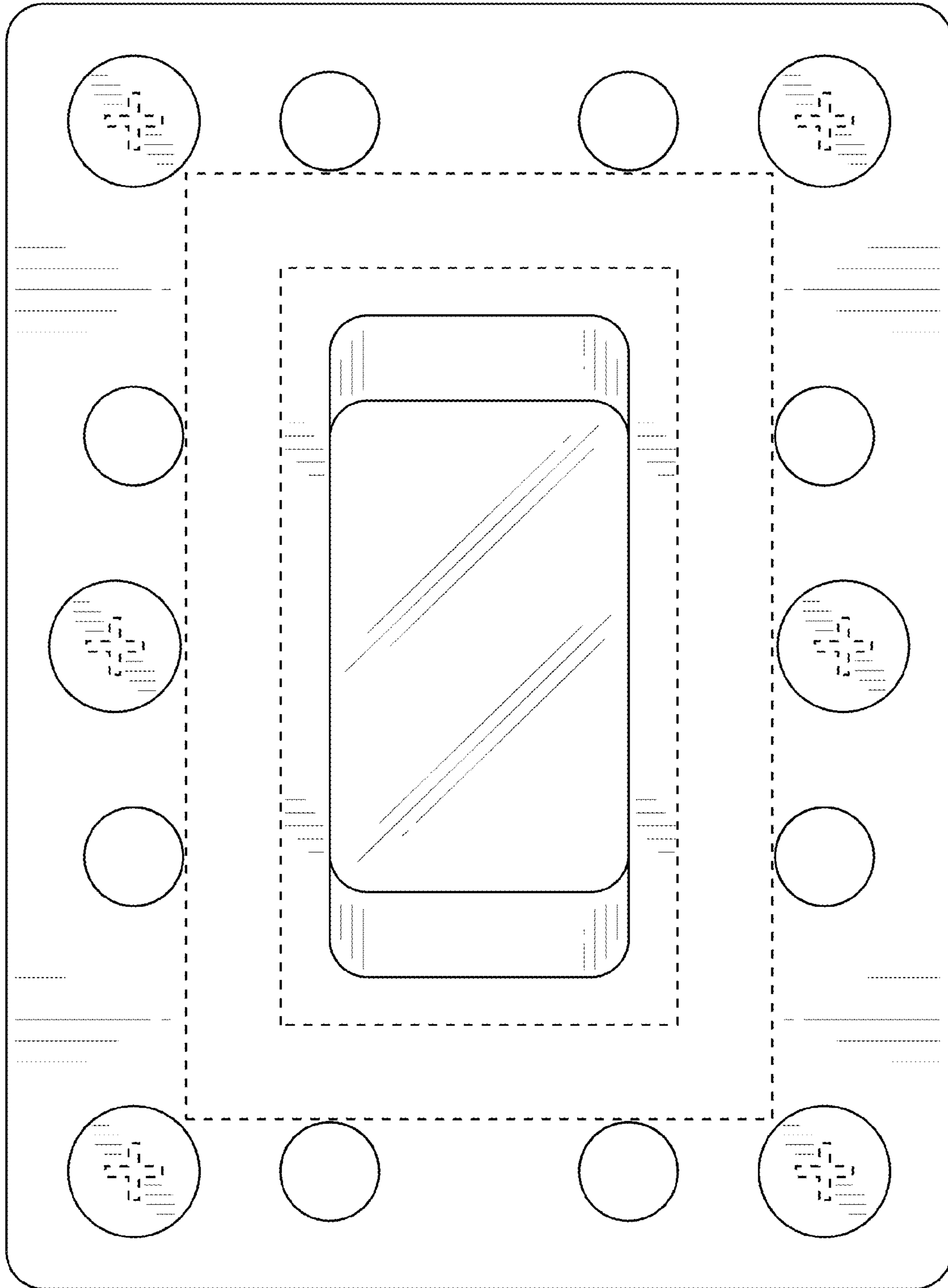


**FIG. 1**

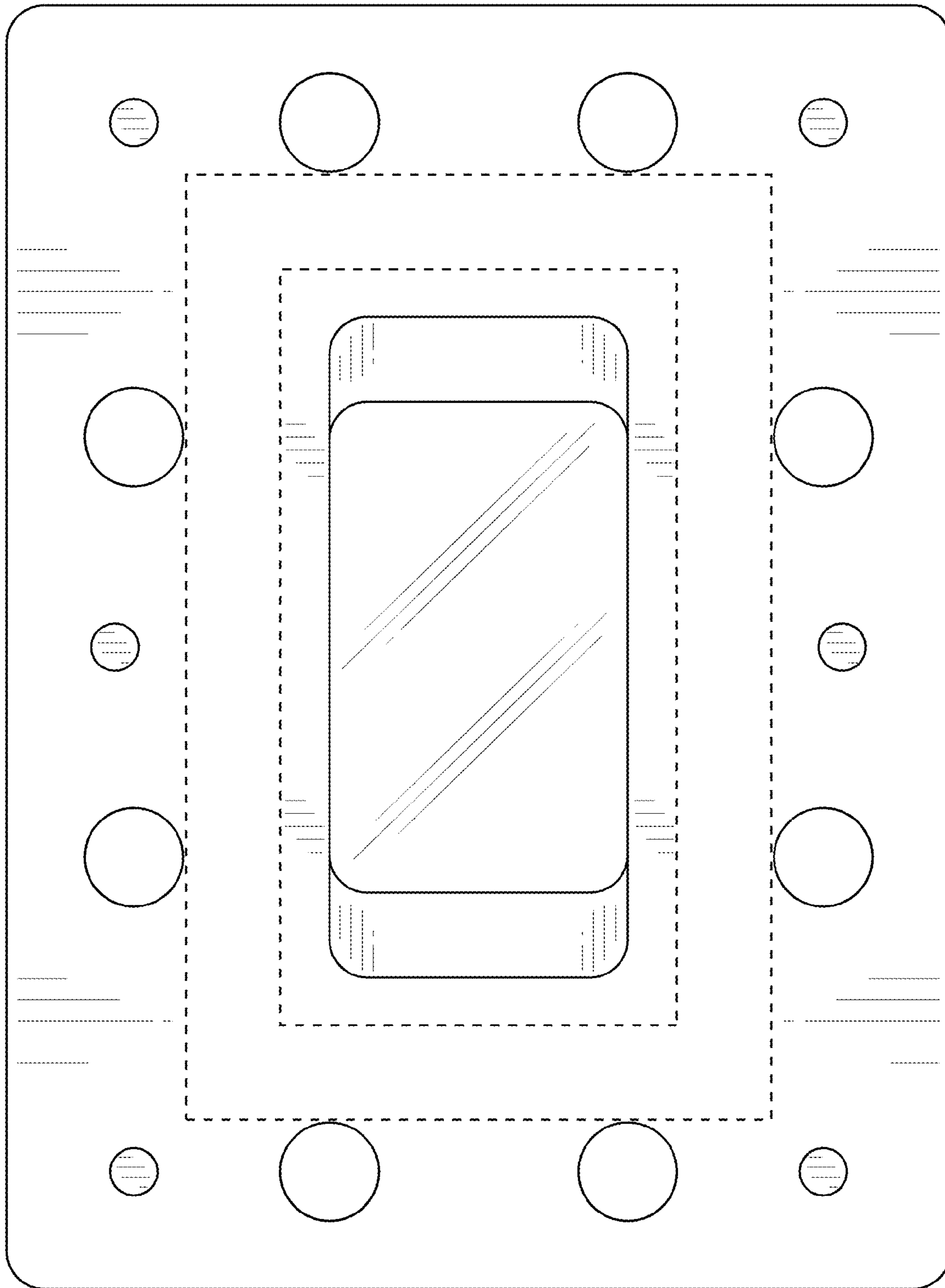


**FIG. 2**






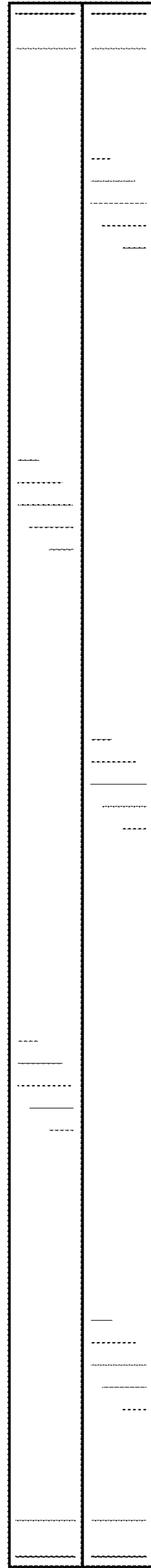
**FIG. 3**




**FIG. 4**



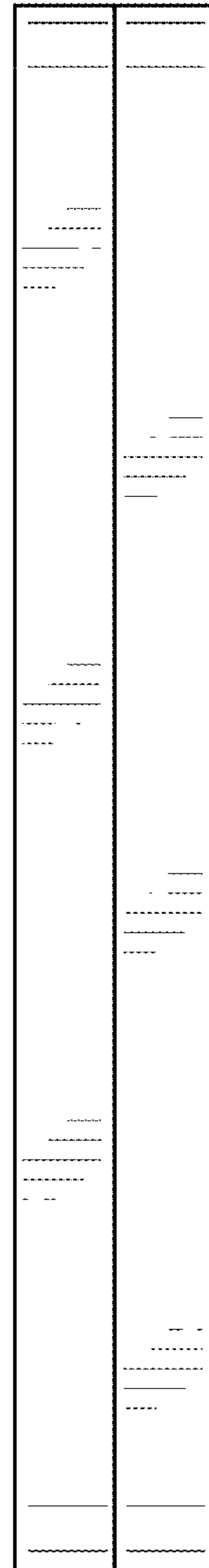
**FIG. 5**



**FIG. 6**

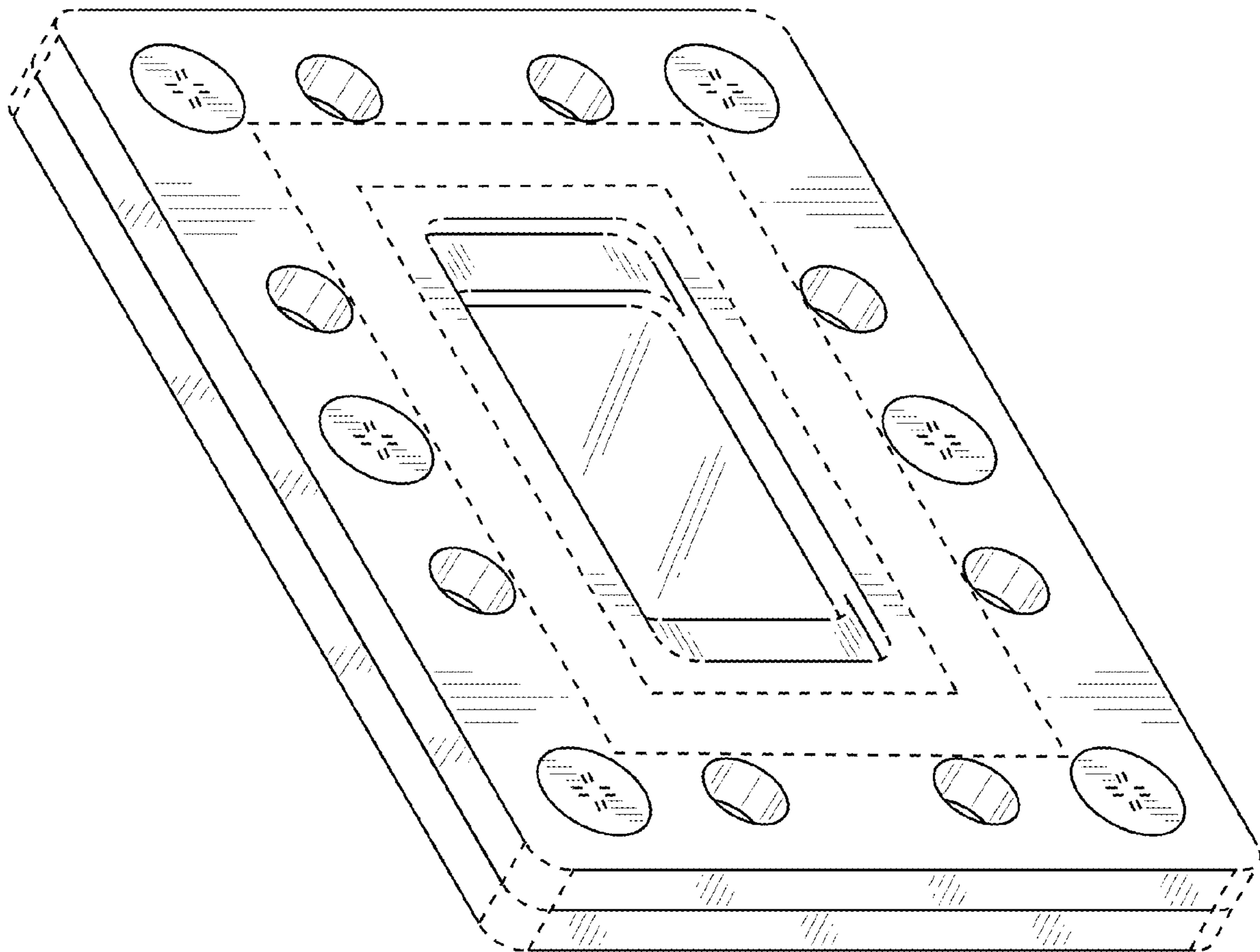


**FIG. 7**

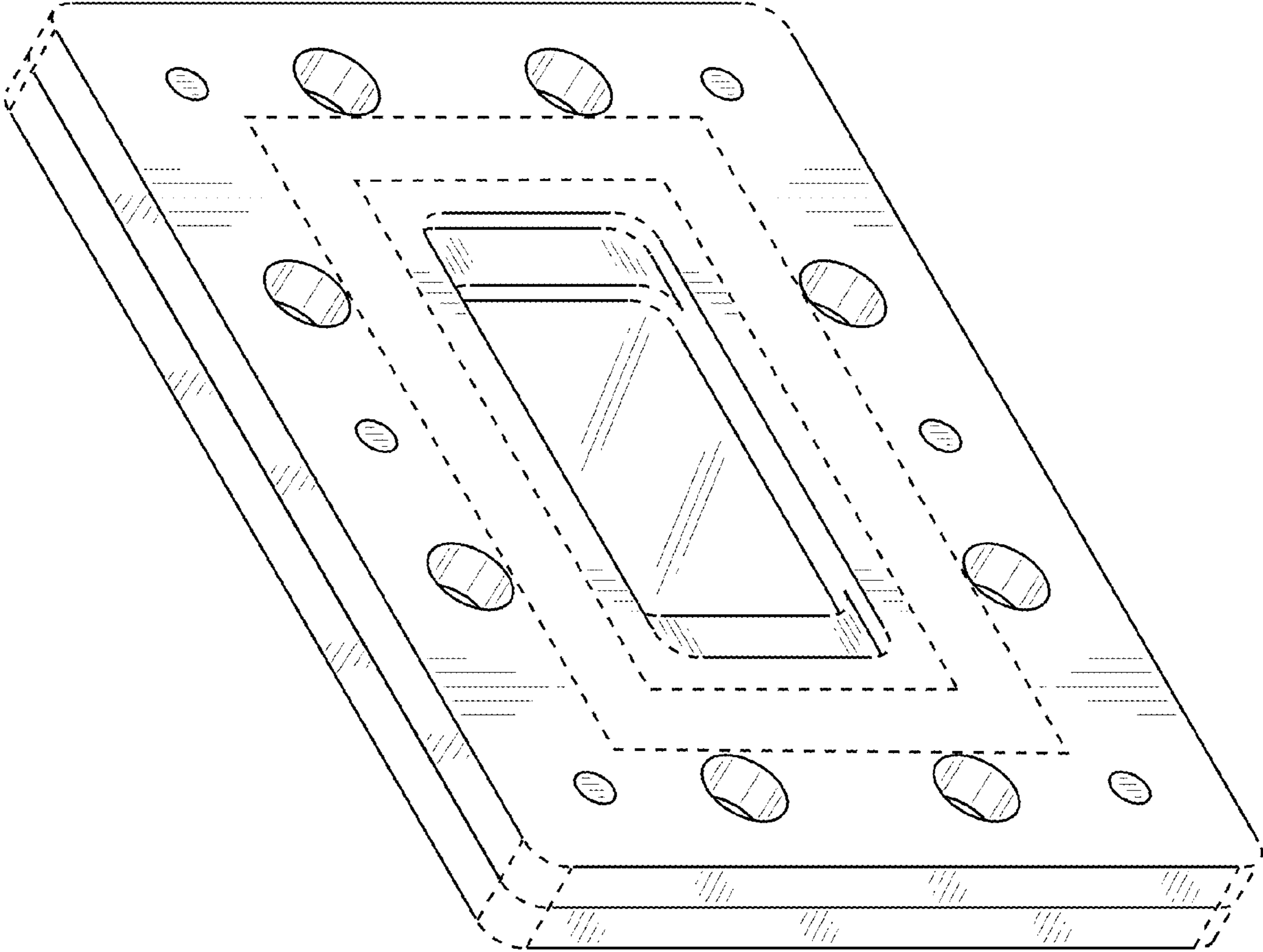


**FIG. 8**

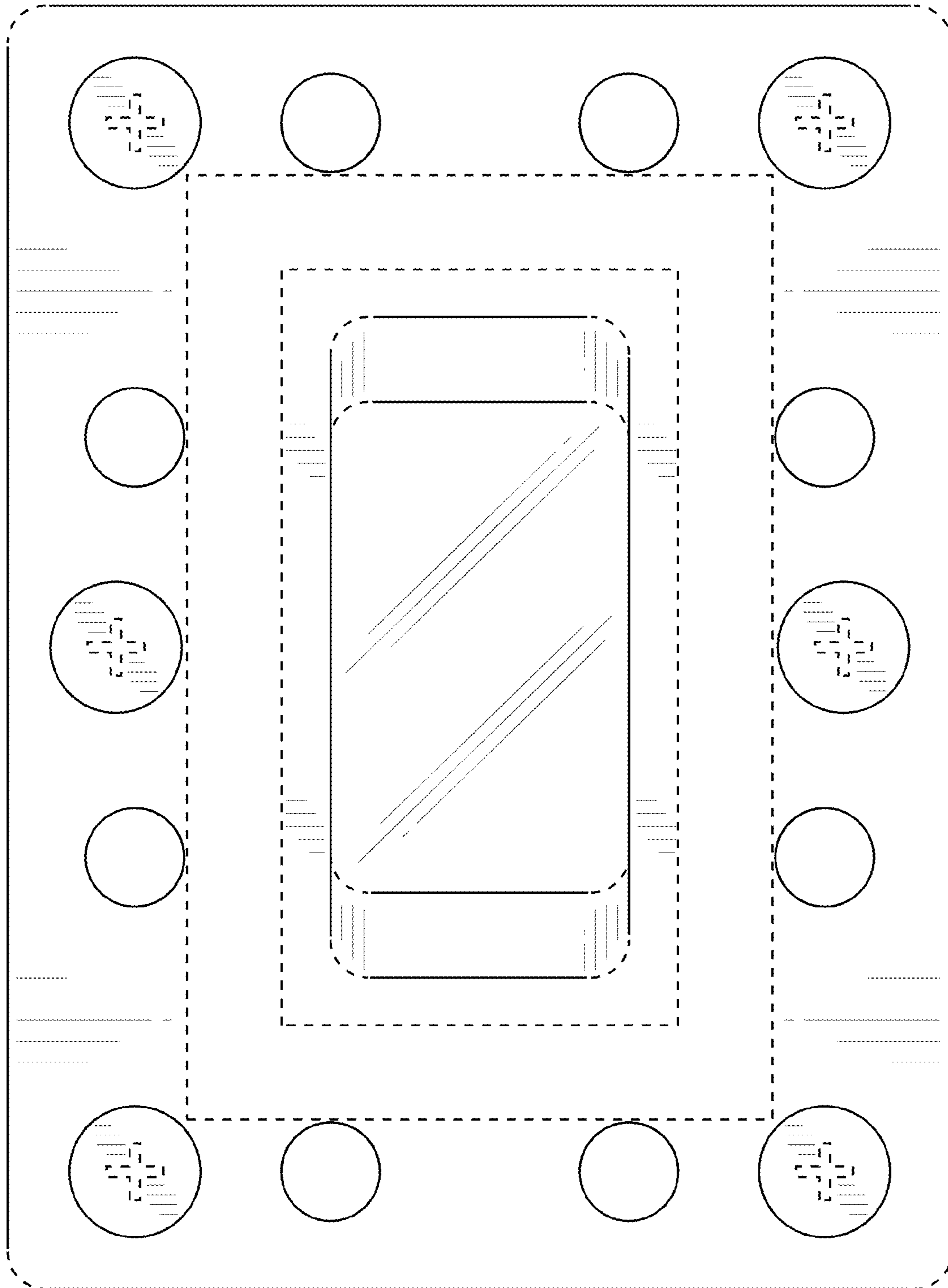




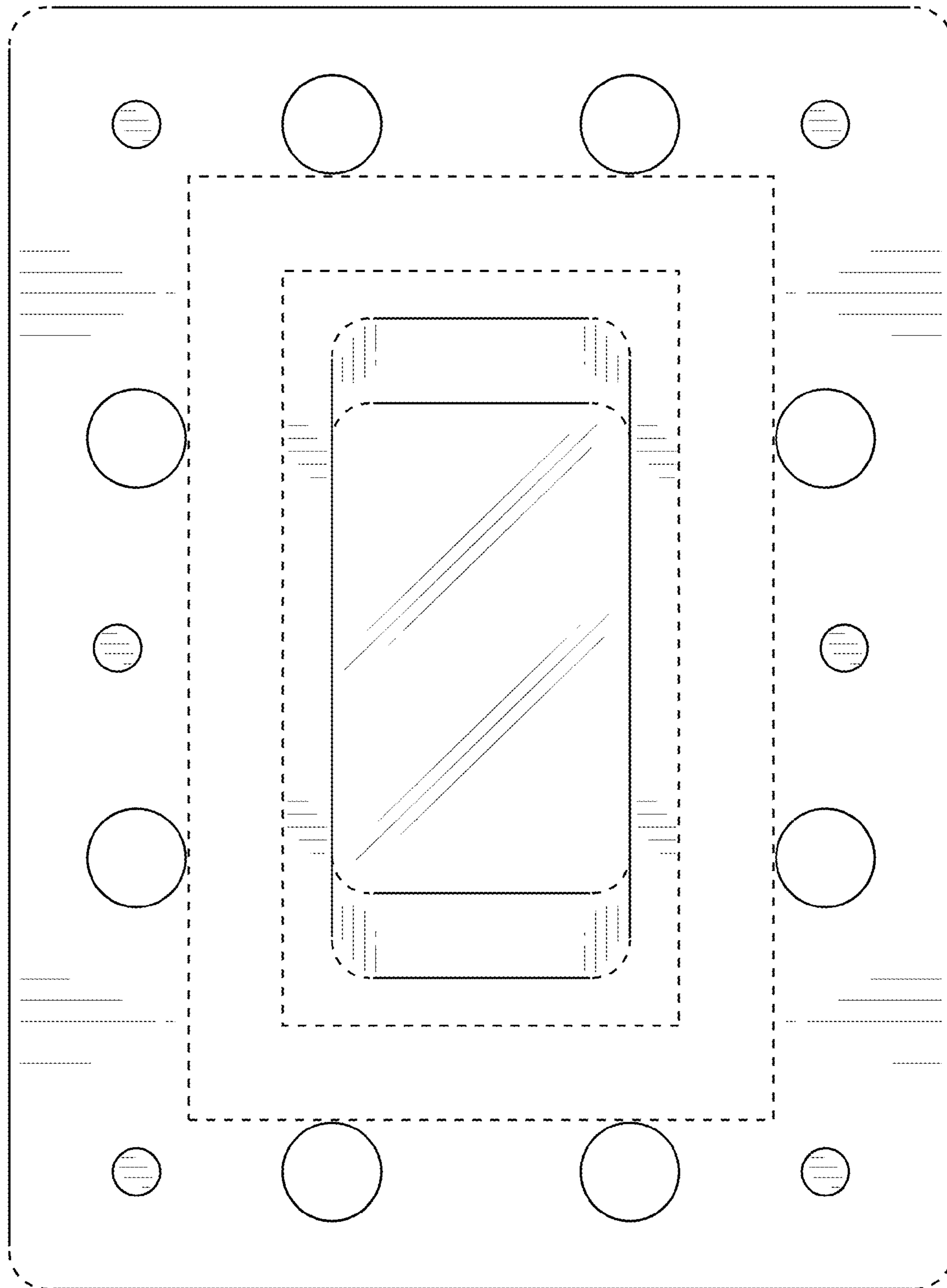
**FIG. 9**



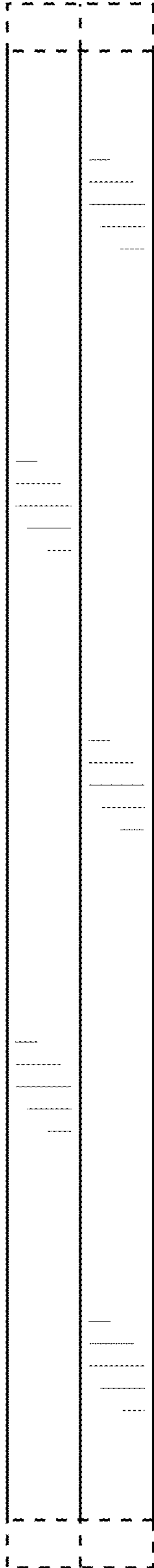
**FIG. 10**



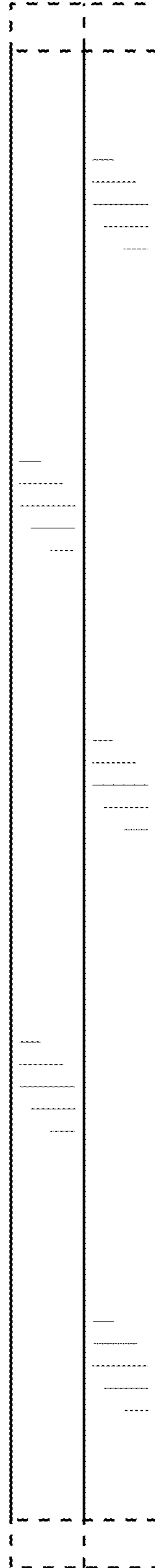
**FIG. 11**



**FIG. 12**

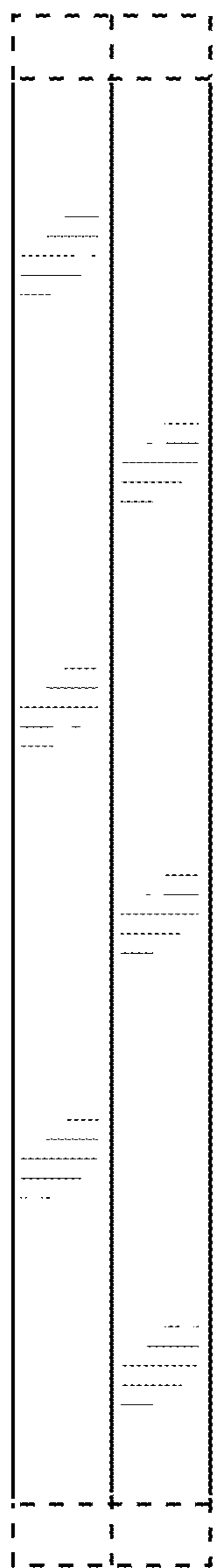


**FIG. 13**

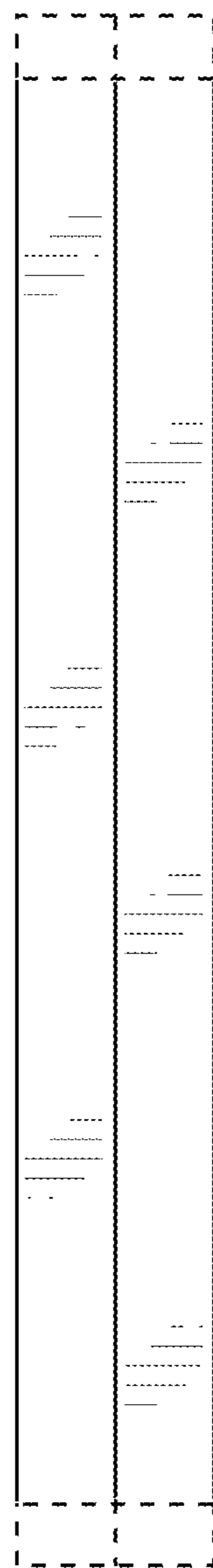


**FIG. 14**





**FIG. 15**



**FIG. 16**