

US00D967070S

(12) **United States Design Patent** (10) **Patent No.:** **US D967,070 S**
He (45) **Date of Patent:** **** Oct. 18, 2022**

(54) **EARPHONE**

(71) Applicant: **Shenzhen Baseus Technology Co., Ltd., Shenzhen (CN)**

(72) Inventor: **Shiyu He, Shenzhen (CN)**

(73) Assignee: **SHENZHEN BASEUS TECHNOLOGY CO., LTD., Shenzhen (CN)**

(**) Term: **15 Years**

(21) Appl. No.: **29/769,250**

(22) Filed: **Feb. 4, 2021**

(30) **Foreign Application Priority Data**

Nov. 10, 2020 (CN) 202030678788.8

(51) **LOC (13) Cl.** **14-01**

(52) **U.S. Cl.**
USPC **D14/223**

(58) **Field of Classification Search**
USPC D14/223, 205; D24/174; 128/864–866;
381/380–381, 322, 325, 328; 455/90.3,
455/575.1, 569.1
CPC H04R 1/10; H04R 25/00; H04R 25/02;
H04R 1/1066; H04R 1/1016; H04R
5/033; H04R 5/0335; H04R 1/1041;
H04R 1/1058; H04R 1/1091
See application file for complete search history.

(56) **References Cited**

U.S. PATENT DOCUMENTS

- 4,122,841 A * 10/1978 Rock A61B 5/12
128/864
- D337,589 S * 7/1993 Wada D14/223
- D353,379 S * 12/1994 Nakamura D14/223
- D485,548 S * 1/2004 Obata D14/223
- D487,077 S * 2/2004 Obata D14/223

- D554,109 S * 10/2007 Ledbetter D14/223
- D606,980 S * 12/2009 Bradford D14/218
- D617,779 S * 6/2010 Nysten D14/223
- D632,680 S * 2/2011 Anneback D14/228
- 8,265,323 B2 * 9/2012 Stiehl H04R 1/1016
381/371
- D671,531 S * 11/2012 Kim D14/223
- 8,712,087 B2 * 4/2014 Ozawa H04R 1/345
381/328

(Continued)

FOREIGN PATENT DOCUMENTS

- CN 306367934 * 3/2021
- CN 306561338 * 5/2021

(Continued)

Primary Examiner — Paula Allen Greene

(74) *Attorney, Agent, or Firm* — Andrew C. Cheng

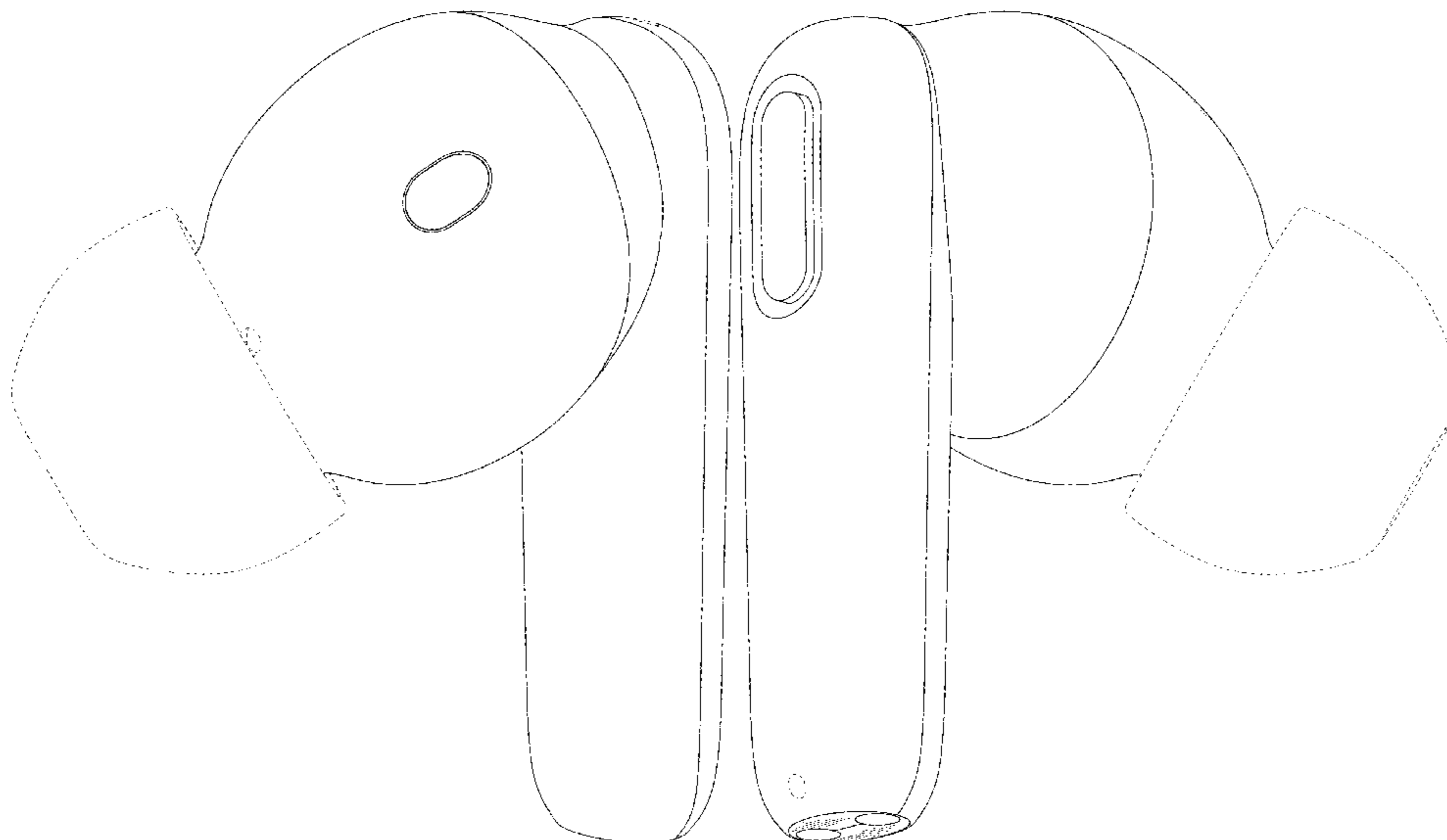
(57) **CLAIM**

I claim the ornamental design for an earphone, as shown and described.

DESCRIPTION

FIG. 1 is a first perspective view of an earphone showing my new design;
 FIG. 2 is a second perspective view of FIG. 1;
 FIG. 3 is a front view of the earphone;
 FIG. 4 is a rear view of the earphone;
 FIG. 5 is a left view of the earphone;
 FIG. 6 is a right view of the earphone;
 FIG. 7 is a top view of the earphone;
 FIG. 8 is a bottom view of the earphone;
 FIG. 9 is a perspective reference view thereof in an environment in which it may be used; and,
 FIG. 10 is another perspective reference view thereof in an environment in which it may be used.
 The broken lines in FIGS. 9 and 10 depict portions of the earphone and the environment in which the design resides that form no part of the claimed design.

1 Claim, 10 Drawing Sheets



(56)

References Cited

U.S. PATENT DOCUMENTS

D762,305 S * 7/2016 Gabathuler D24/174
 D770,412 S * 11/2016 Son D14/223
 D830,345 S * 10/2018 Cai D14/223
 D832,823 S * 11/2018 Xiao D14/223
 D841,580 S * 2/2019 Bao D13/108
 D849,401 S * 5/2019 Akana D3/274
 D878,045 S * 3/2020 Akana D3/274
 D888,408 S * 6/2020 Lee D3/269
 D888,691 S * 6/2020 Liu D14/223
 D889,436 S * 7/2020 Zhang D14/206
 D889,440 S * 7/2020 Yan D14/223
 D890,138 S * 7/2020 Peng D14/223
 D893,184 S * 8/2020 Liu D3/294
 D895,579 S * 9/2020 Yang D14/223
 D895,582 S * 9/2020 Wu D14/223
 D896,206 S * 9/2020 Xu D14/223
 D897,997 S * 10/2020 Zhang D14/223
 D904,025 S * 12/2020 Ma D3/294
 D906,297 S * 12/2020 Akana D14/223
 D907,009 S * 1/2021 Akana D14/223
 D907,010 S * 1/2021 Akana D14/223
 D909,347 S * 2/2021 Akana D14/223

D910,600 S * 2/2021 Zhang D14/223
 D916,683 S * 4/2021 Yao D14/223
 D918,178 S * 5/2021 Chen D14/223
 D918,182 S * 5/2021 Chen D14/223
 D924,209 S * 7/2021 Wu D14/223
 D924,852 S * 7/2021 Liu D14/223
 D925,500 S * 7/2021 Chen D14/223
 D929,969 S * 9/2021 Ding D3/274
 D931,838 S * 9/2021 Deng D14/223
 D938,386 S * 12/2021 Park D14/205
 D943,753 S * 2/2022 Grygar D24/191
 2017/0164087 A1 * 6/2017 Kurtz H04R 1/1016
 2020/0084532 A1 * 3/2020 Lo H02J 7/0044
 2020/0107098 A1 * 4/2020 DiFonzo H01F 1/147
 2020/0252715 A1 * 8/2020 Zhou H04R 1/1041

FOREIGN PATENT DOCUMENTS

CN 307010727 * 12/2021
 CN 307026839 * 12/2021
 EM 008669519-0001 * 9/2021
 JP D1679854 * 2/2021
 WO D214309-001 * 5/2021

* cited by examiner

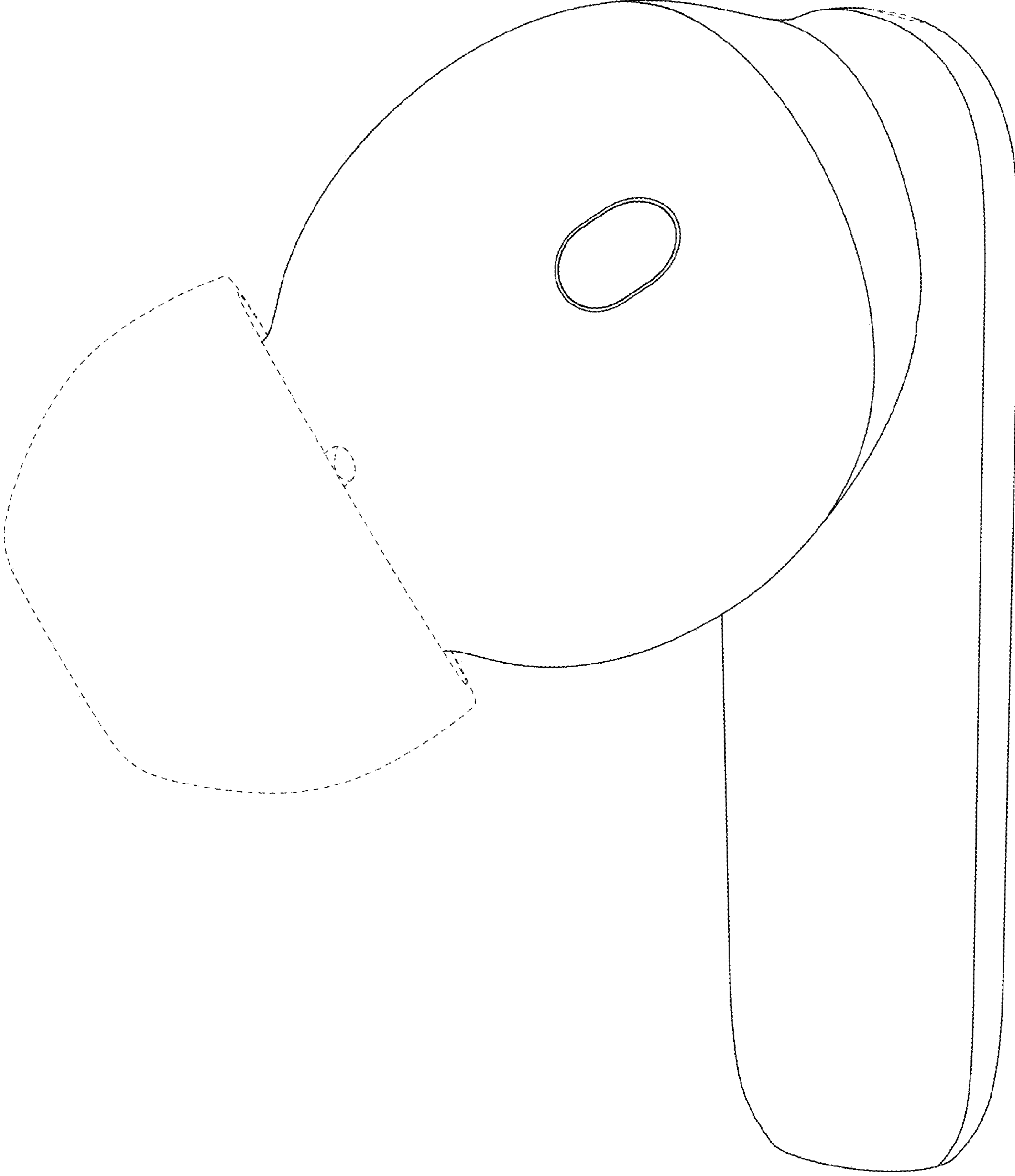


Fig.1

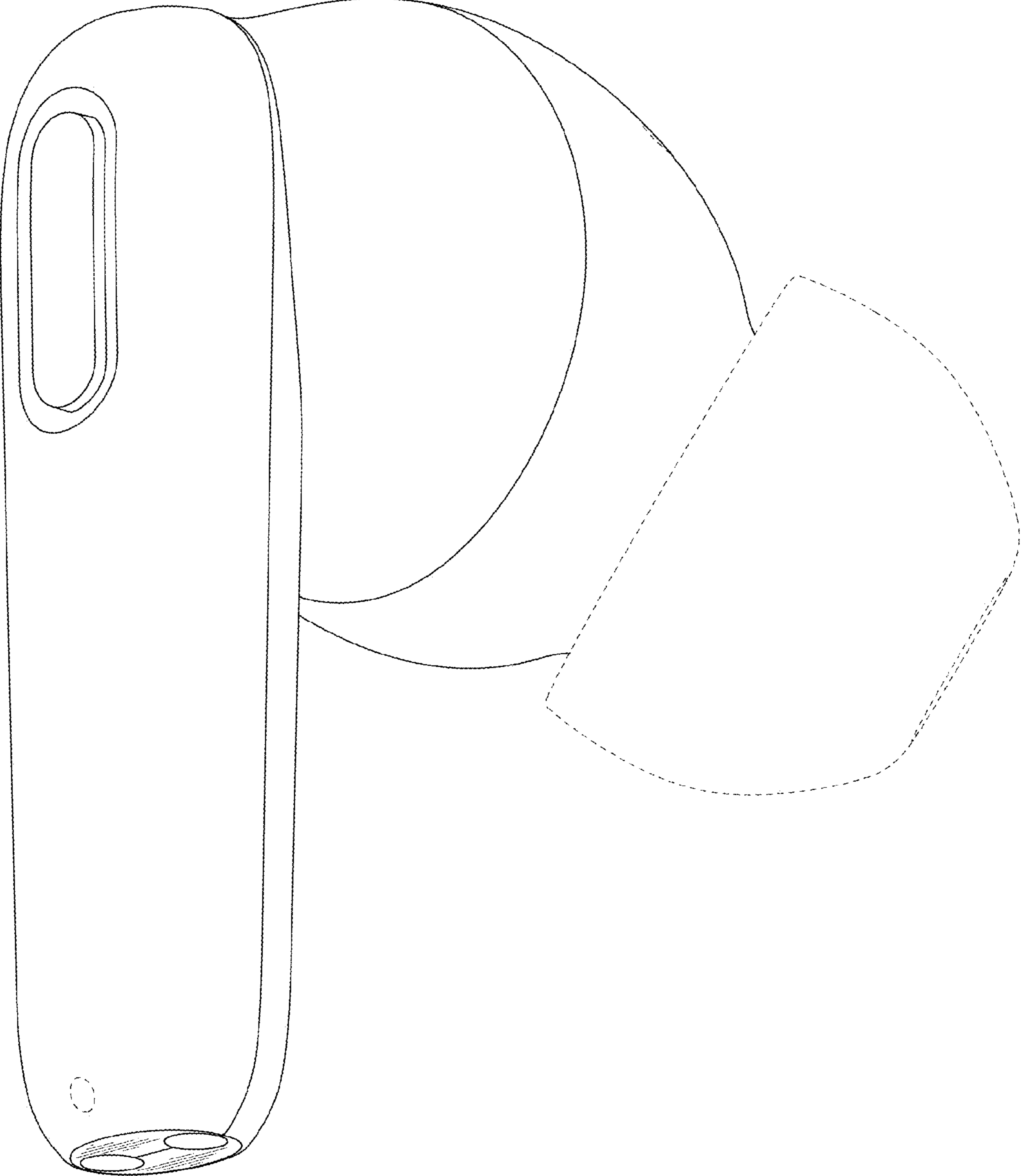


Fig.2

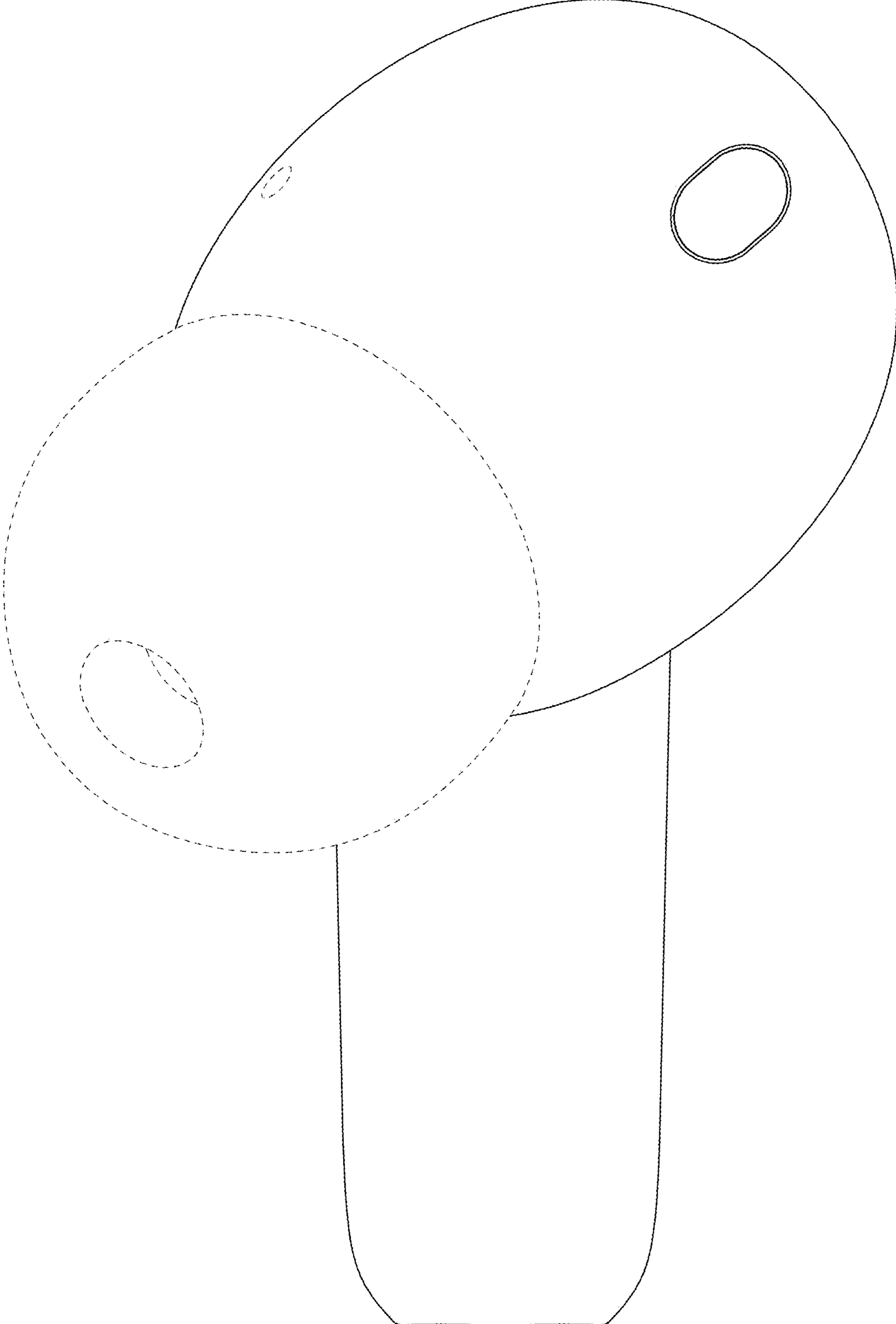


Fig.3

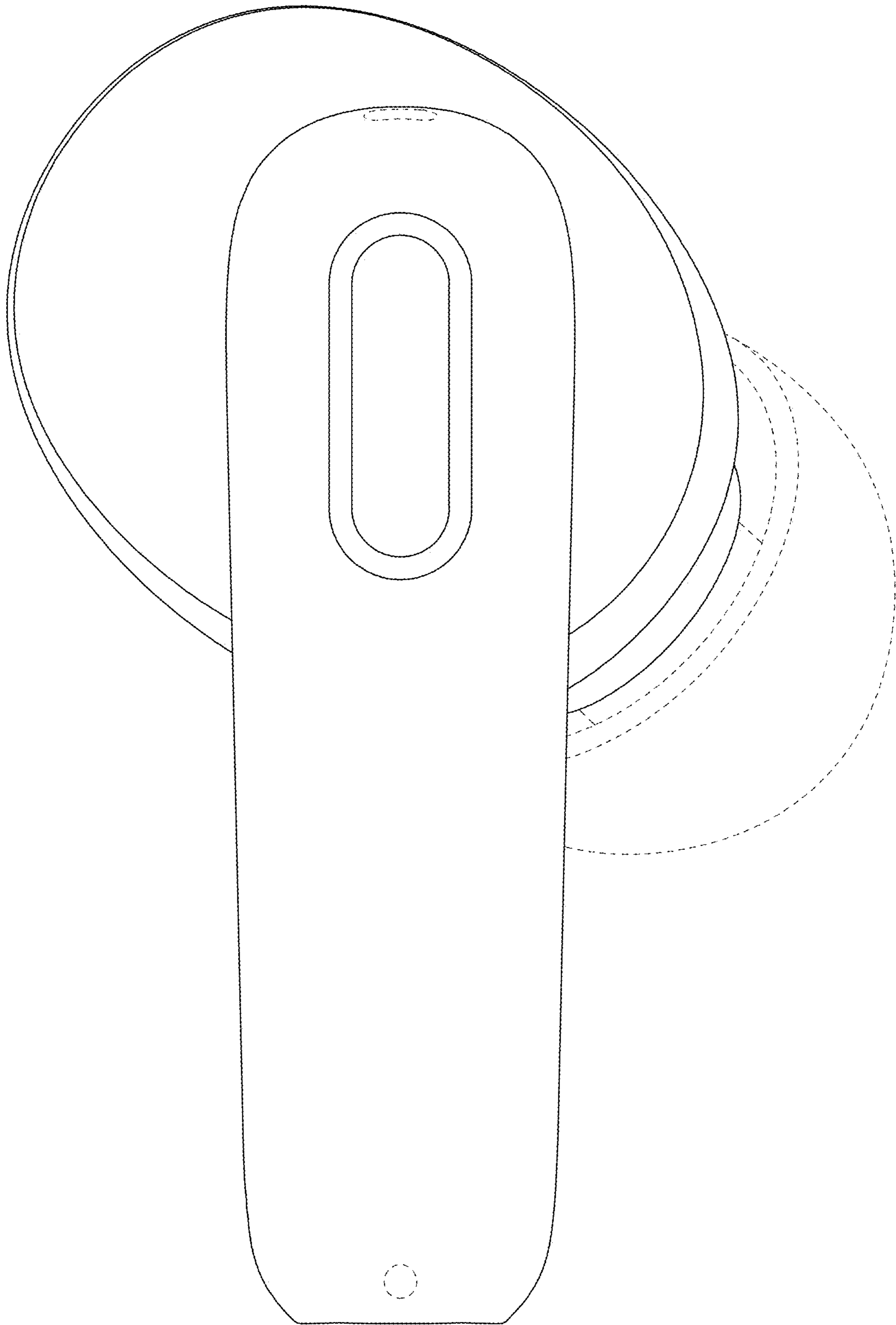


Fig.4

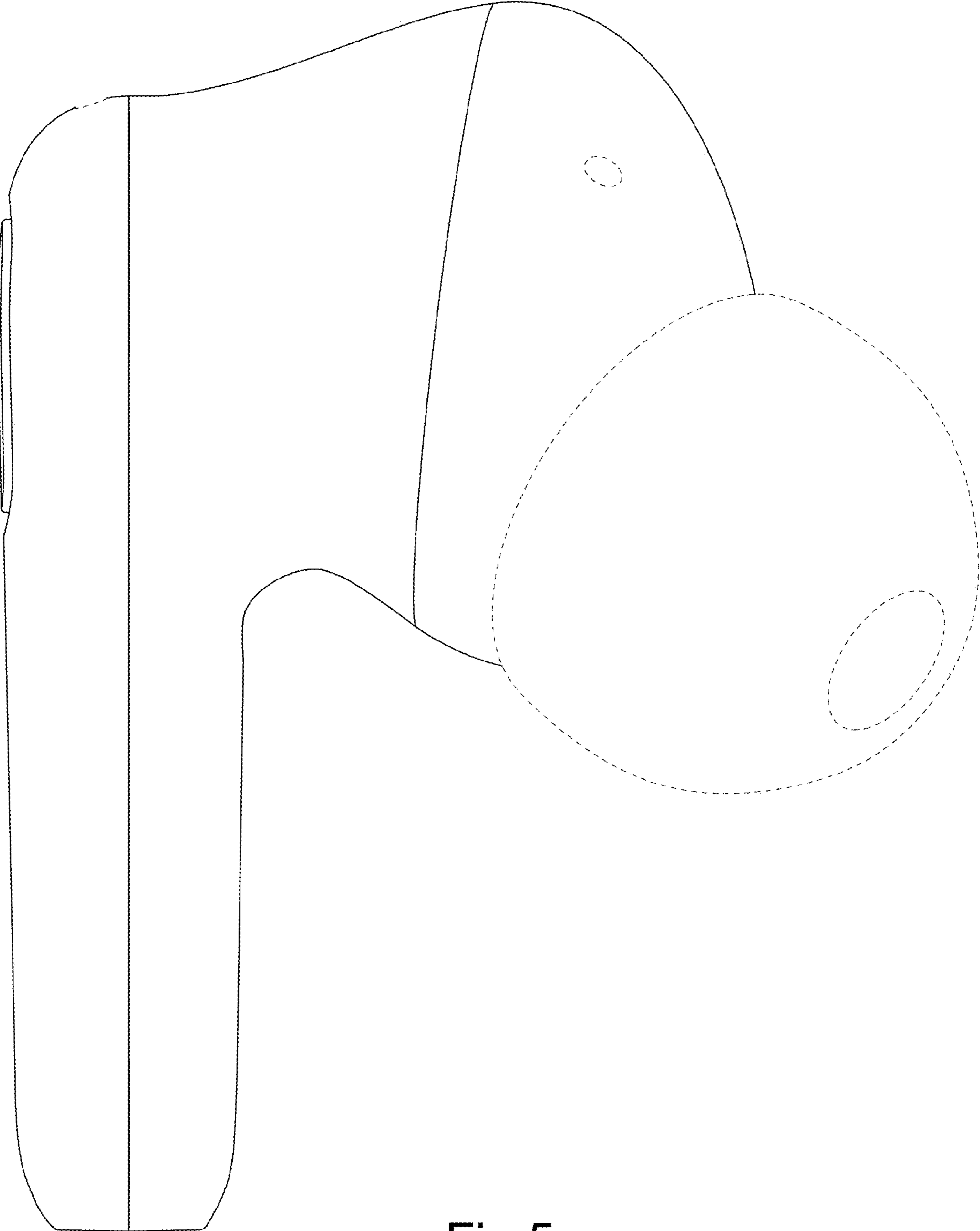


Fig.5

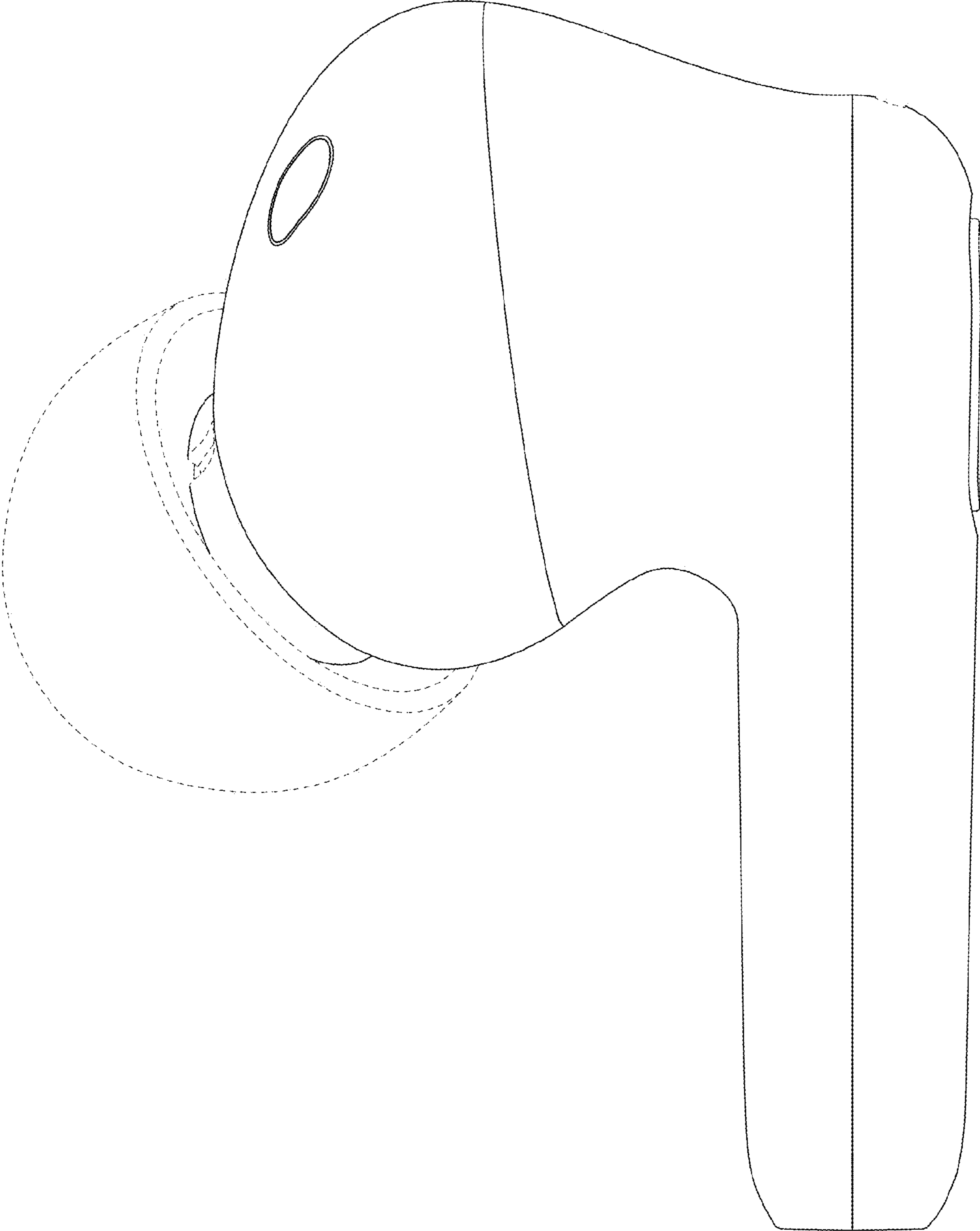


Fig.6

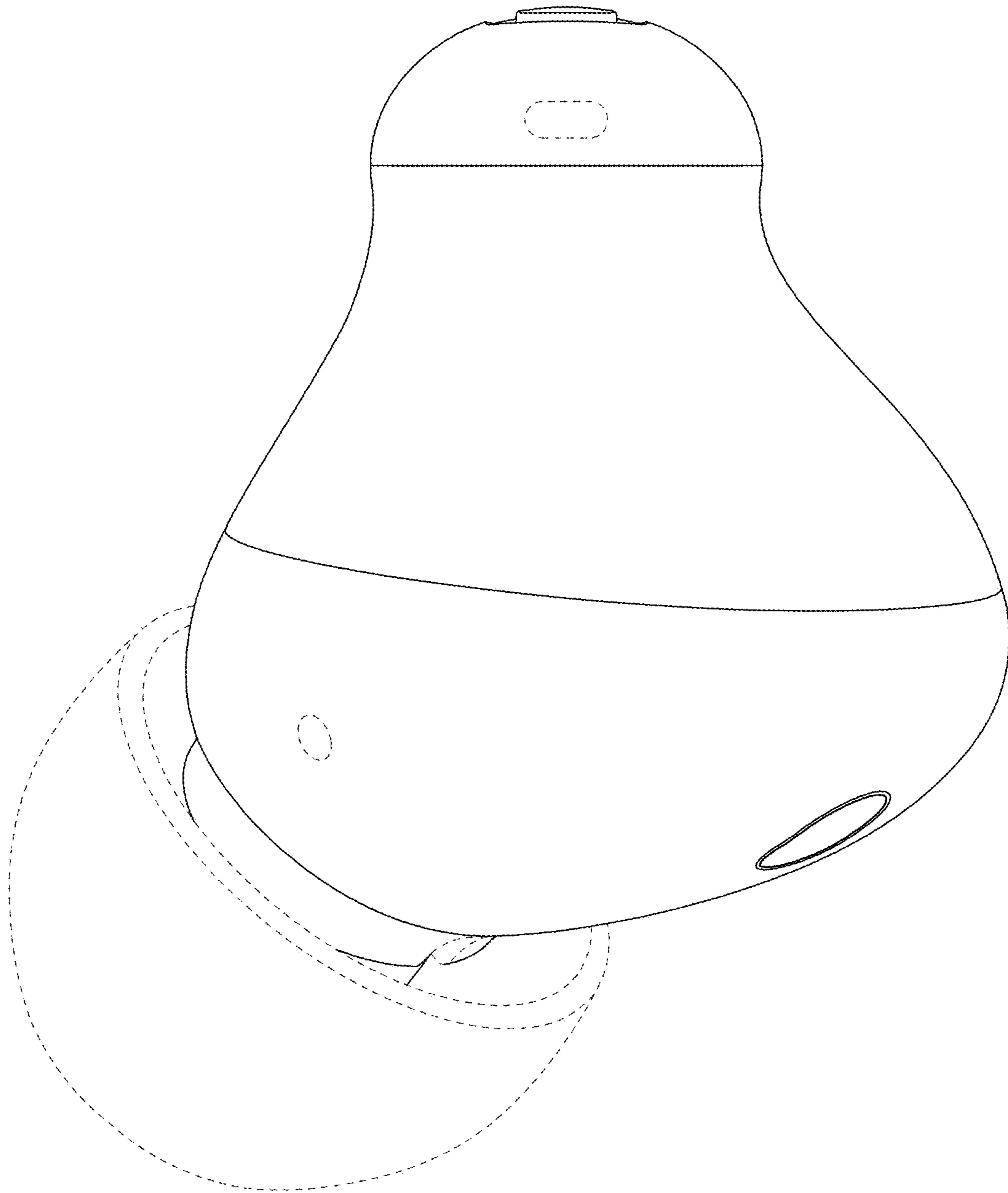


Fig.7

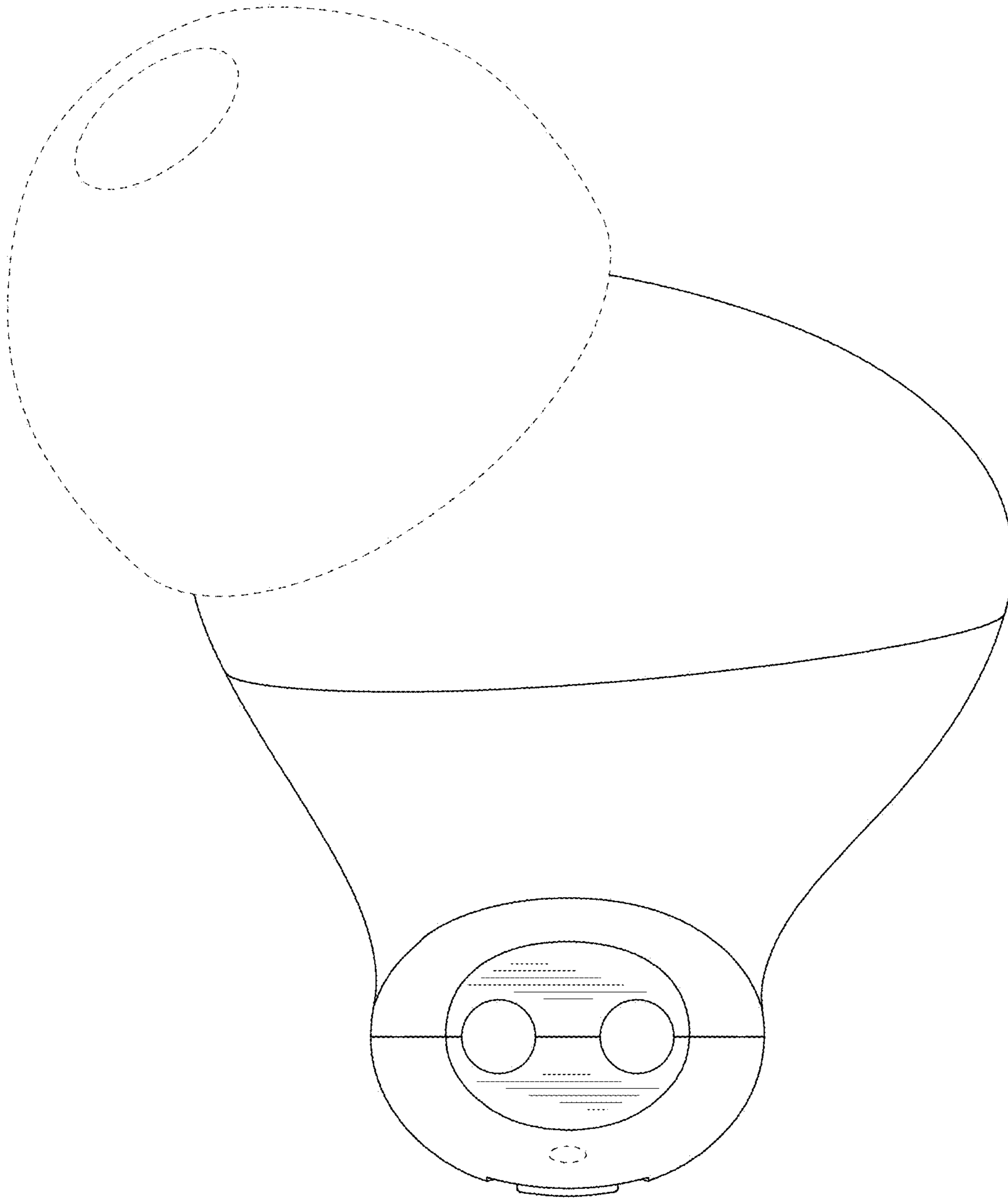


Fig.8

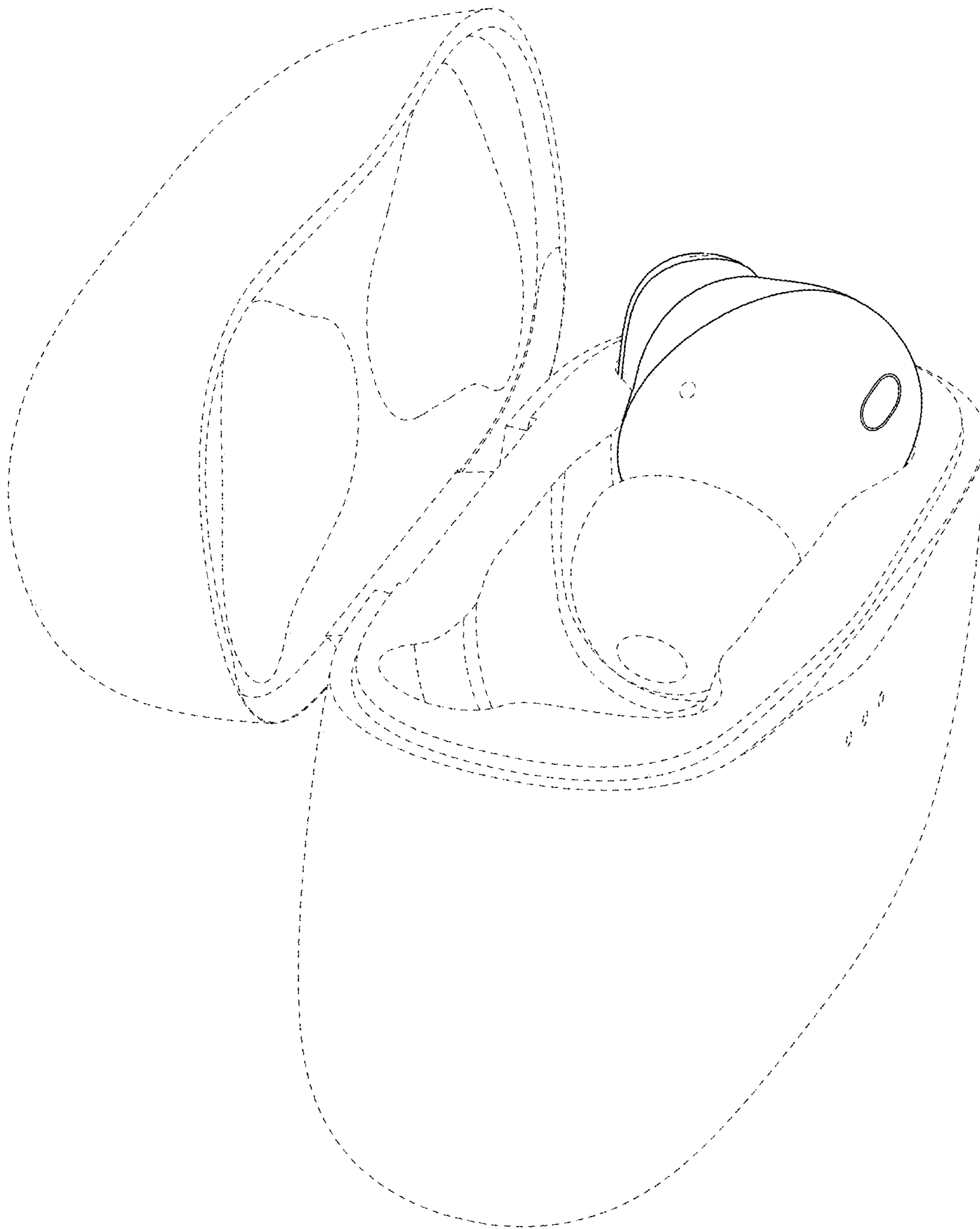


Fig.9

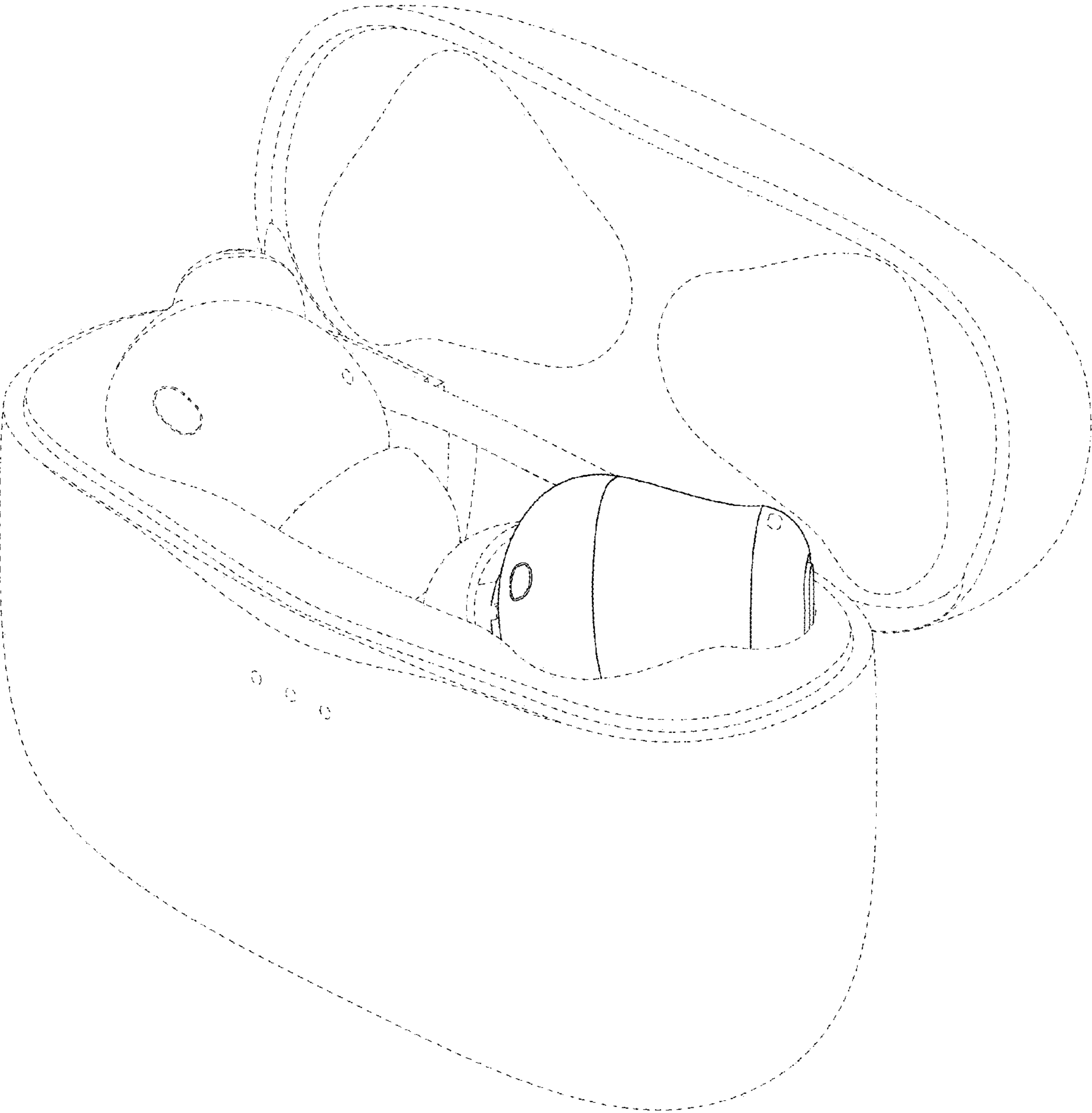


Fig.10