

US00D966978S

(12) **United States Design Patent**
Patel et al.

(10) **Patent No.:** **US D966,978 S**

(45) **Date of Patent:** **** *Oct. 18, 2022**

(54) **VEHICLE SIDE DOOR**

25/04; B62D 25/08; B62D 25/087; B62D
25/10; B62D 25/105; B62D 35/00; B60P
3/32

(71) Applicant: **JAGUAR LAND ROVER LIMITED**,
Coventry (GB)

See application file for complete search history.

(72) Inventors: **Paven Patel**, Coventry (GB); **Jonathan Sandys**, Coventry (GB); **Mariusz Bekas**, Coventry (GB)

(56) **References Cited**

U.S. PATENT DOCUMENTS

(73) Assignee: **JAGUAR LAND ROVER LIMITED**,
Coventry (GB)

D489,305 S *	5/2004	Kim	D12/196
D785,530 S *	5/2017	Kyung	D12/196
D801,247 S *	10/2017	Lee	D12/196
D833,938 S *	11/2018	Lee	D12/196
D859,255 S *	9/2019	Lee	D12/196
D875,011 S *	2/2020	Choi	D12/196
D892,695 S *	8/2020	Oh	D12/196
D900,693 S *	11/2020	Kim	D12/196
D904,266 S *	12/2020	Battams	D12/196
D915,972 S *	4/2021	Kim	D12/196
D940,622 S *	1/2022	Kim	B60J 5/00 D12/196
D951,164 S *	5/2022	Oh	B62D 25/02 D12/196

(*) Notice: This patent is subject to a terminal disclaimer.

(**) Term: **15 Years**

(21) Appl. No.: **29/743,754**

(22) Filed: **Jul. 23, 2020**

(30) **Foreign Application Priority Data**

Jan. 24, 2020 (EM) 007552955-0013

(51) **LOC (13) Cl.** **12-16**

(52) **U.S. Cl.**
USPC **D12/196**

(58) **Field of Classification Search**

USPC ... D12/1, 12, 13, 14, 15, 82, 83, 84, 85, 86,
D12/88, 89, 90, 91, 92, 93, 94, 95, 96,
D12/97, 98, 99, 100, 181, 184, 185, 190,
D12/192, 195, 196, 400, 414; D21/533,
D21/548, 552, 561; D15/10, 11, 12, 22,
D15/23, 24, 25, 26, 28, 30, 33
CPC B60J 5/00; B60J 5/02; B60J 5/04; B60J
5/0412; B60J 5/0413; B60J 5/0425; B60J
5/0437; B60J 5/0441; B60J 5/0444; B60J
5/0447; B60J 5/0452; B60J 5/0463; B60J
5/0469; B60J 5/0476; B60J 5/0483; B60J
5/0486; B60J 5/0487; B60J 5/049; B60J
5/10; B60J 5/101; B60J 5/102; B60J
5/103; B60J 5/107; B62D 25/02; B62D

* cited by examiner

Primary Examiner — Cary M Robinson

Assistant Examiner — Adam C Mager

(74) *Attorney, Agent, or Firm* — Reising Ethington P.C.

(57) **CLAIM**

The ornamental design for a vehicle side door, as shown and described.

DESCRIPTION

FIG. 1 is a frontside perspective view of the vehicle side door;

FIG. 2 is a front view thereof;

FIG. 3 is a right side view thereof;

FIG. 4 is a left side view thereof;

FIG. 5 is a top view thereof;

FIG. 6 is a bottom view thereof;

FIG. 7 is a rearside perspective view thereof; and,

FIG. 8 is a rear view thereof.

1 Claim, 8 Drawing Sheets






FIG. 1



FIG. 2




FIG. 3

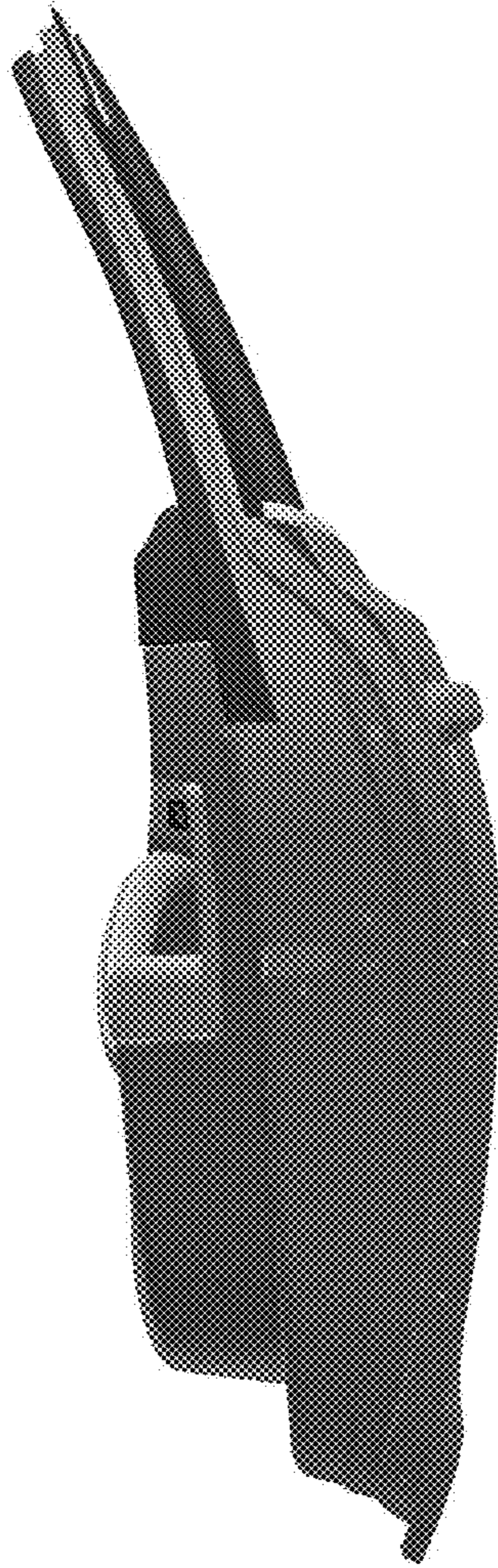


FIG. 4




FIG. 5




FIG. 6




FIG. 7



FIG. 8