



US00D966972S

(12) **United States Design Patent**  
**Hill**

(10) **Patent No.:** **US D966,972 S**

(45) **Date of Patent:** **\*\* Oct. 18, 2022**

(54) **AUTOMOTIVE WINDSHIELD SUNSHADE**

(71) Applicant: **Shawn Hill**, Lees Summit, MO (US)

(72) Inventor: **Shawn Hill**, Lees Summit, MO (US)

(\*\*) Term: **15 Years**

(21) Appl. No.: **29/776,750**

(22) Filed: **Mar. 31, 2021**

(51) **LOC (13) Cl.** ..... **12-16**

(52) **U.S. Cl.**  
USPC ..... **D12/183**

(58) **Field of Classification Search**  
USPC ..... D12/182, 183, 191, 184, 185, 106, 417,  
D12/311, 312, 401, 400, 181  
CPC .... B60J 1/2077; B60J 1/2091; B29C 37/0057  
See application file for complete search history.

(56) **References Cited**

**U.S. PATENT DOCUMENTS**

- D293,428 S \* 12/1987 Watts ..... D12/191
- 5,046,543 A \* 9/1991 Levy ..... B60J 1/2091  
296/97.7
- D339,098 S \* 9/1993 Cooper ..... D12/191
- D354,935 S \* 1/1995 Eskandry ..... D20/40
- D369,998 S \* 5/1996 Eskandry ..... D12/191
- 5,692,554 A \* 12/1997 Huang ..... B60J 1/2091  
160/DIG. 3
- D391,300 S \* 2/1998 Pater ..... D20/35
- 6,192,966 B1 \* 2/2001 Yang ..... B29C 37/0057  
296/97.7

- D495,639 S \* 9/2004 Sheridan ..... D12/191
- D536,739 S \* 2/2007 Kenton ..... D20/40
- D548,154 S \* 8/2007 Eskandry ..... D12/191
- D548,155 S \* 8/2007 Eskandry ..... D12/191
- D710,774 S \* 8/2014 Eskandry ..... D12/183
- D719,882 S \* 12/2014 Brown ..... D12/183
- D721,628 S \* 1/2015 Eskandry ..... D12/183
- D874,557 S \* 2/2020 Chen ..... D16/340
- D900,707 S \* 11/2020 Brown ..... D12/401
- 2010/0013262 A1 \* 1/2010 Shu ..... B60J 1/2077  
296/97.8

\* cited by examiner

*Primary Examiner* — Susan E Krakower

*Assistant Examiner* — Jerry Shiuan-Hua Hsu

(74) *Attorney, Agent, or Firm* — Barry Choobin; Patent  
360


(57) **CLAIM**

The ornamental design for an automotive windshield sun-  
shade, as shown and described.

**DESCRIPTION**

FIG. 1 is a front view of an automotive windshield sunshade,  
showing my new design;  
FIG. 2 is a back view thereof;  
FIG. 3 is a top view thereof;  
FIG. 4 is a bottom view thereof;  
FIG. 5 is a right-side view thereof; and,  
FIG. 6 is a left-side view thereof.  
The broken lines depict portions of the article that form no  
part of the claimed design.

**1 Claim, 4 Drawing Sheets**



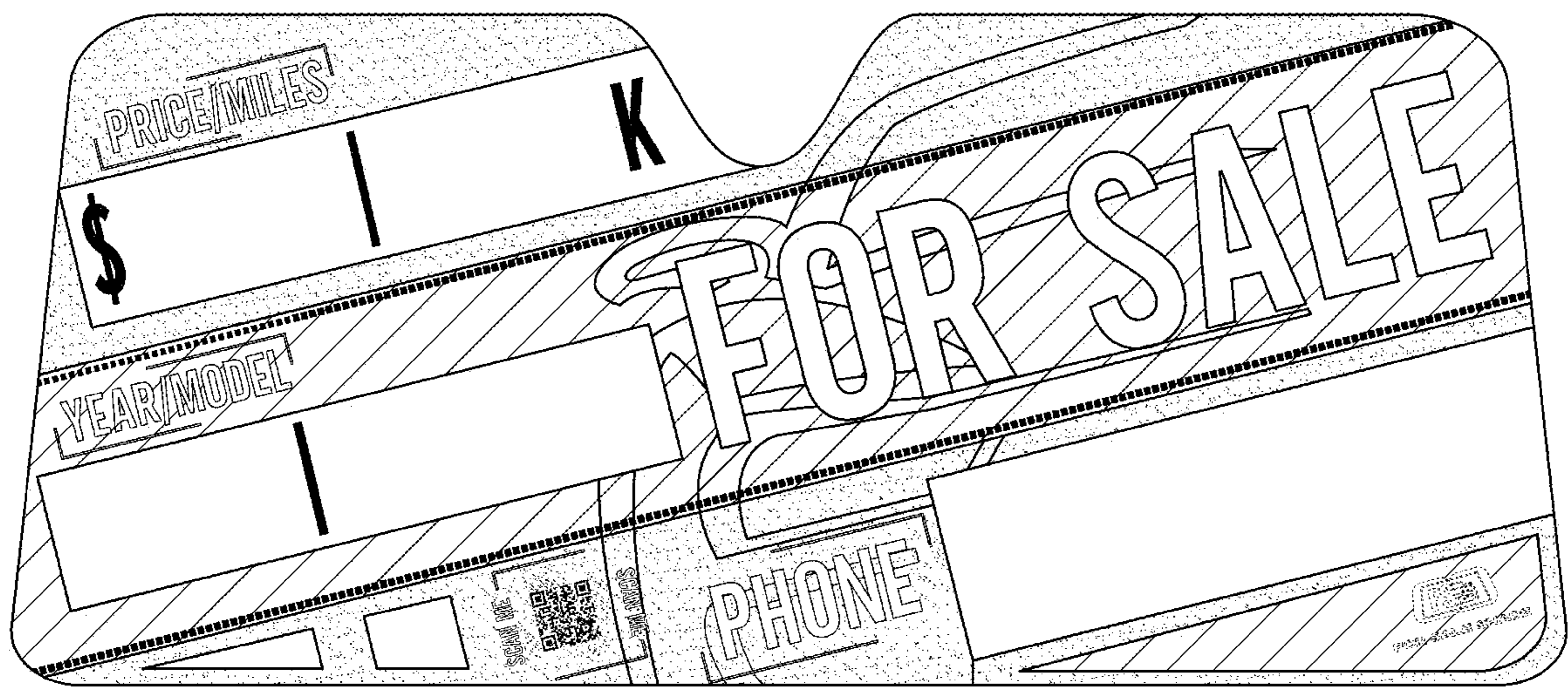


FIG. 1

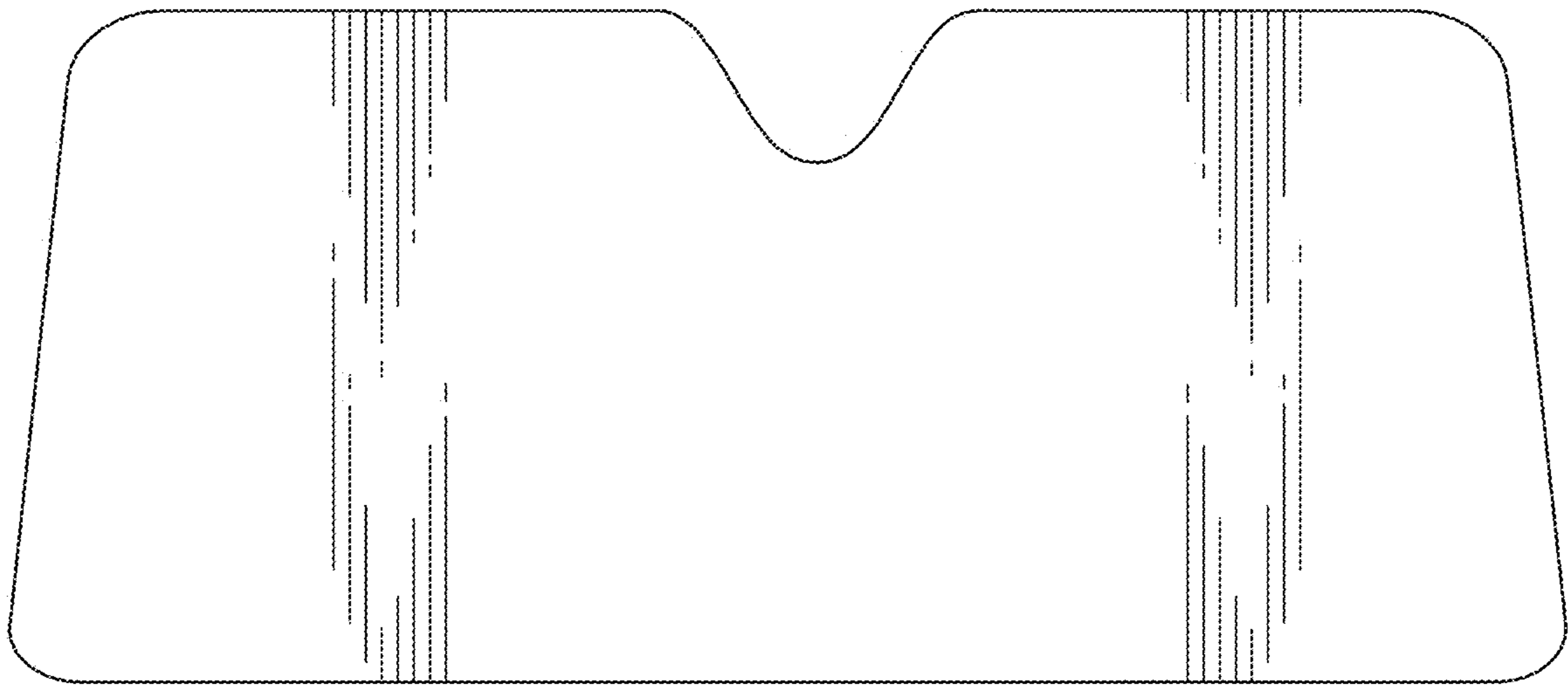


FIG. 2



FIG. 3



FIG. 4



FIG. 5



FIG. 6