



US00D966971S

(12) **United States Design Patent** (10) **Patent No.:** **US D966,971 S**  
**Kentley-Klay et al.** (45) **Date of Patent:** **\*\* Oct. 18, 2022**

(54) **LIGHT BAR**

- (71) Applicant: **Zoox, Inc.**, Foster City, CA (US)
- (72) Inventors: **Timothy David Kentley-Klay**, Stanford, CA (US); **Nahuel Elias Battaglia**, Stanford, CA (US); **Herman Francisco Delos Santos**, Redwood City, CA (US); **Richard Luke Osellame**, Redwood City, CA (US); **Christopher John Stoffel**, San Carlos, CA (US)
- (73) Assignee: **Zoox, Inc.**, Foster City, CA (US)
- (\*\*) Term: **15 Years**
- (21) Appl. No.: **29/786,115**
- (22) Filed: **May 28, 2021**

**Related U.S. Application Data**

- (62) Division of application No. 29/655,137, filed on Jun. 29, 2018, now Pat. No. Des. 920,864.
- (51) **LOC (13) Cl.** ..... **12-16**
- (52) **U.S. Cl.**  
USPC ..... **D12/182**
- (58) **Field of Classification Search**  
USPC ..... D12/182-183, 317, 82, 84, 86, 93, 185, D12/187; 219/203; 296/84.1, 96.19, 296/97.1, 95.1, 96.12, 96.18, 97.2; 160/370.21, 370.22; 428/155, 172; D21/424-425  
CPC ..... B60J 1/00; B60J 1/001; B60J 1/002; B60J 1/02; B60J 1/18; B60J 10/70; C23C 14/10; B32B 3/00; B32B 3/02; B32B 3/06; B32B 17/0036  
See application file for complete search history.

(56) **References Cited**

**U.S. PATENT DOCUMENTS**

- D312,440 S 11/1990 Svensson
- D329,830 S \* 9/1992 Girardin ..... D12/84
- D563,831 S \* 3/2008 Suge ..... D12/84
- D727,811 S \* 4/2015 Grech ..... D12/182

(Continued)

**OTHER PUBLICATIONS**

Chinese Office Action dated Sep. 29, 2020 for Chinese Patent Application No. 201830770714.X, a counterpart of U.S. Appl. No. 29/655,137, 1 page.

(Continued)

*Primary Examiner* — Abraham Bahta

(74) *Attorney, Agent, or Firm* — Lee & Hayes, P.C.

(57) **CLAIM**

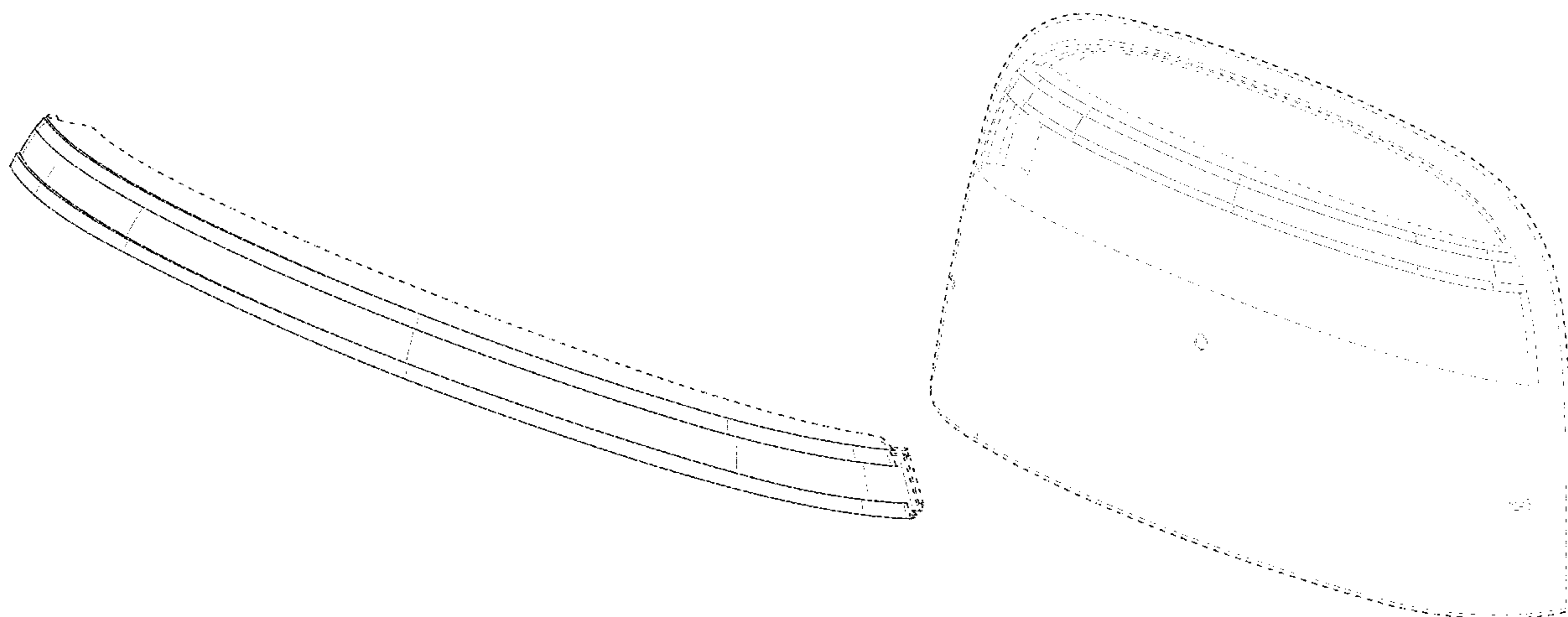
The ornamental design for a light bar, as shown and described.

**DESCRIPTION**

FIG. 1 is a top perspective view of a light bar showing the design;  
 FIG. 2 is a front view thereof;  
 FIG. 3 is a back view thereof;  
 FIG. 4 is a right-side view thereof;  
 FIG. 5 is a left-side view thereof;  
 FIG. 6 is a top view thereof;  
 FIG. 7 is a bottom view thereof.  
 FIG. 8 is a top perspective view of a light bar showing the design with a windscreen depicted as environment;  
 FIG. 9 is a front view thereof;  
 FIG. 10 is a back view thereof;  
 FIG. 11 is a right-side view thereof;  
 FIG. 12 is a left-side view thereof;  
 FIG. 13 is a top view thereof; and,  
 FIG. 14 is a bottom view thereof.

The broken lines depict portions of the light bar forming no part of the design or depict environment including a windscreen forming no part of the design.

**1 Claim, 14 Drawing Sheets**



(56)

**References Cited**

U.S. PATENT DOCUMENTS

D792,820 S \* 7/2017 Grech ..... D12/182  
D818,913 S 5/2018 Grech  
D920,864 S \* 6/2021 Kentley-Klay ..... D12/182

OTHER PUBLICATIONS

Chinese Office Action dated Apr. 3, 2019, for Chinese Patent Application No. 201830770714.X, a foreign counterpart of the U.S. Appl. No. 29/655,137.

Chinese Office Action dated Dec. 23, 2019 for Chinese Patent Application No. 201830770714.X, a foreign counterpart of the U.S. Appl. No. 29/655,137, 2 pages.

Office Action for U.S. Appl. No. 29/655,137, dated Apr. 30, 2020, Kentley-Klay, "Windscreen", 4 pages.

\* cited by examiner

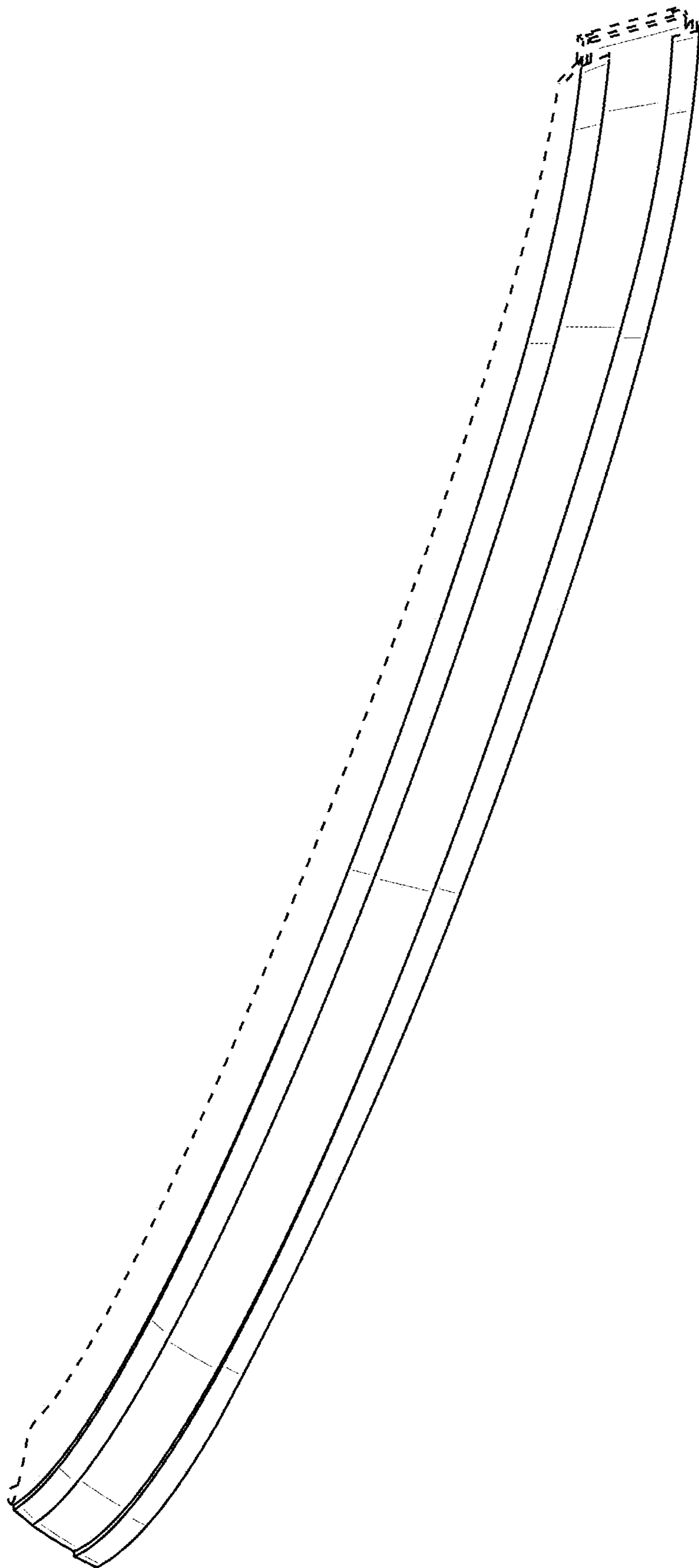


FIG. 1

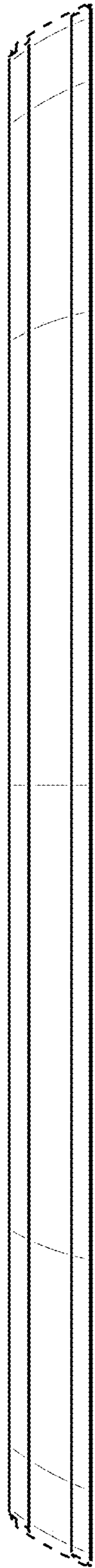


FIG. 2

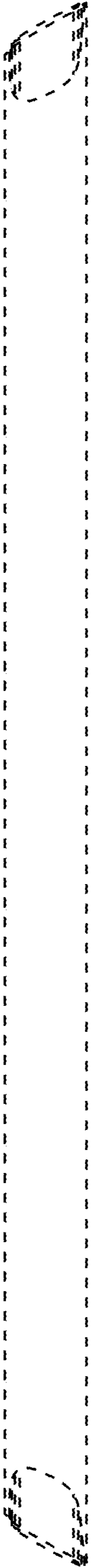


FIG. 3

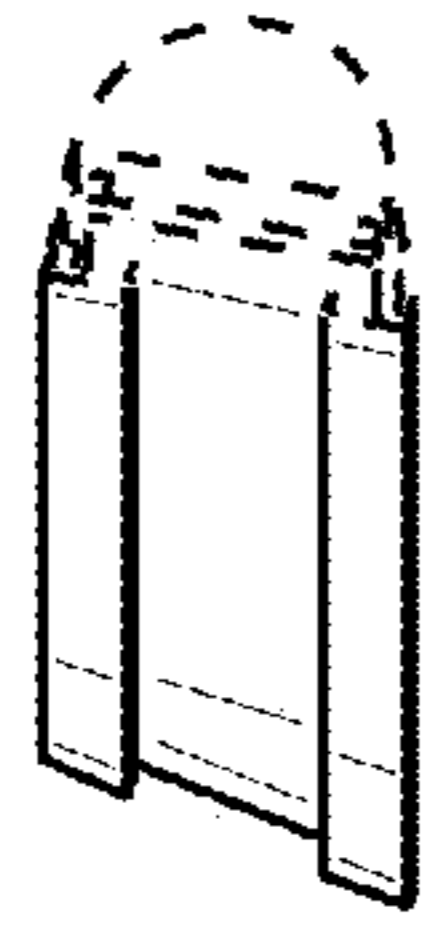


FIG. 4

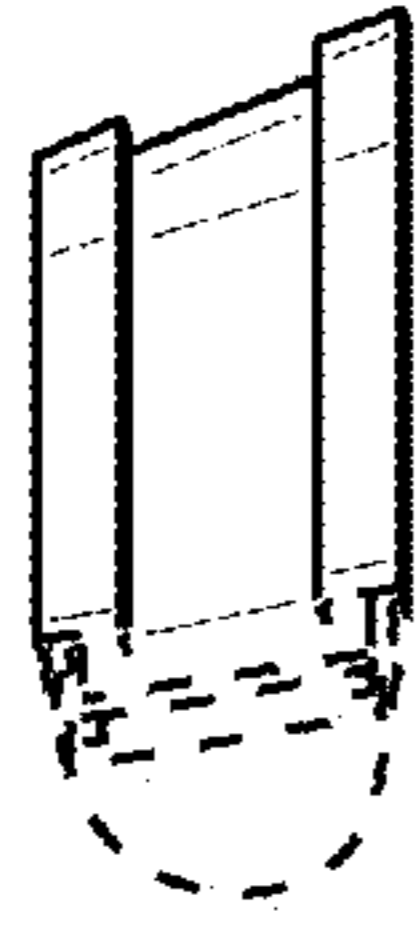


FIG. 5




FIG. 6



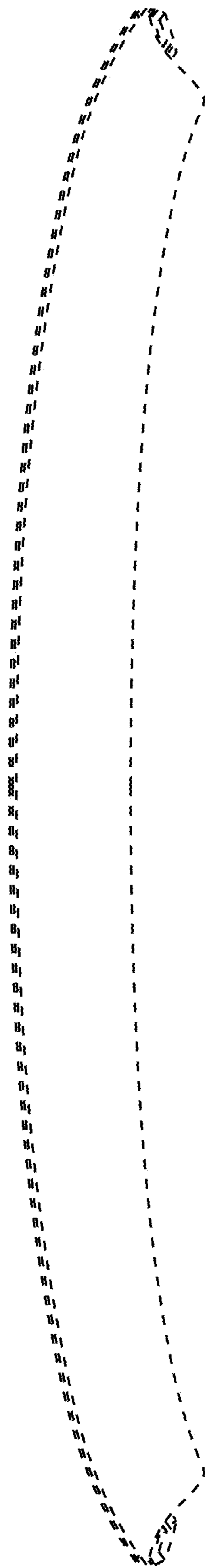


FIG. 7

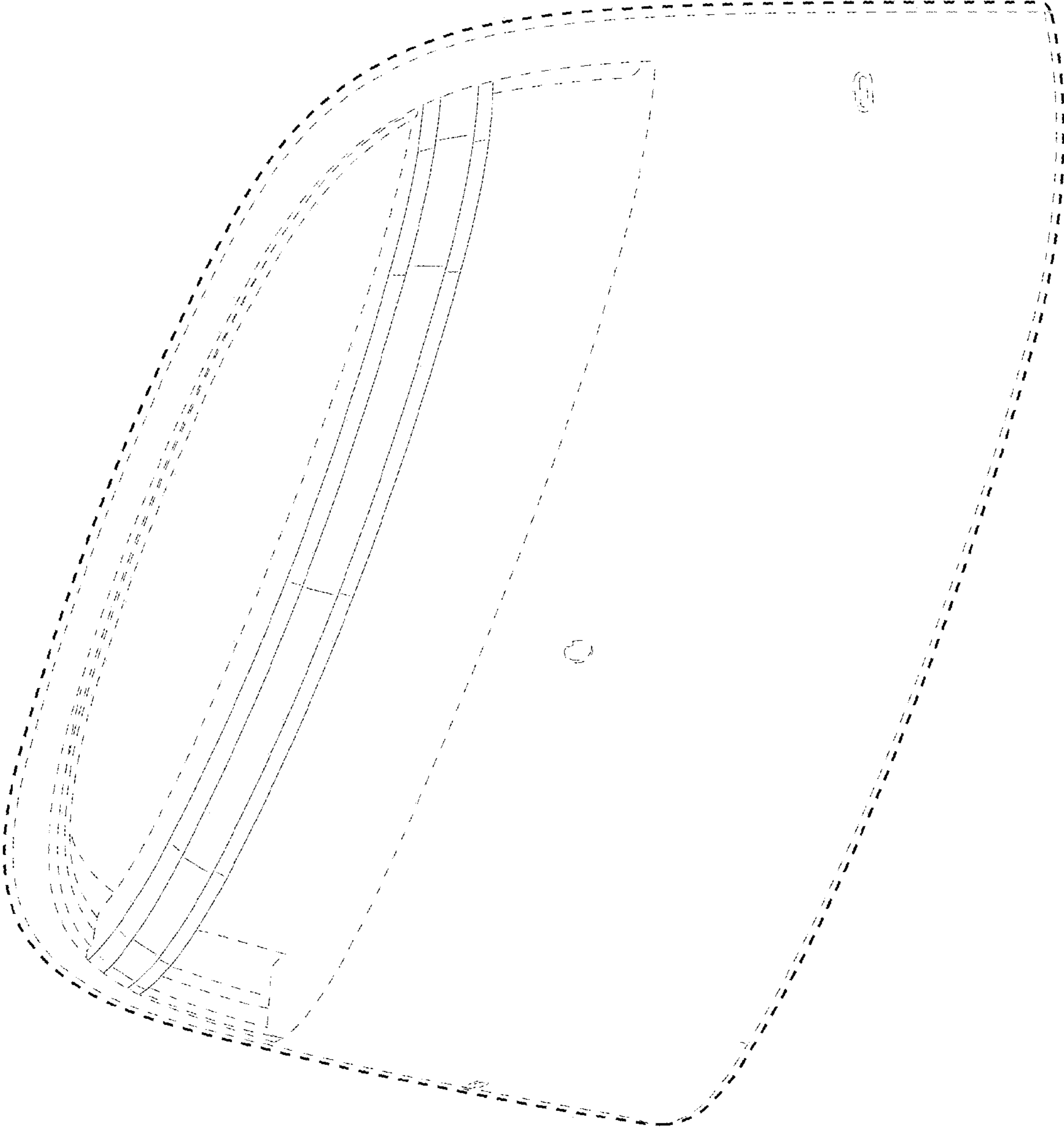


FIG. 8

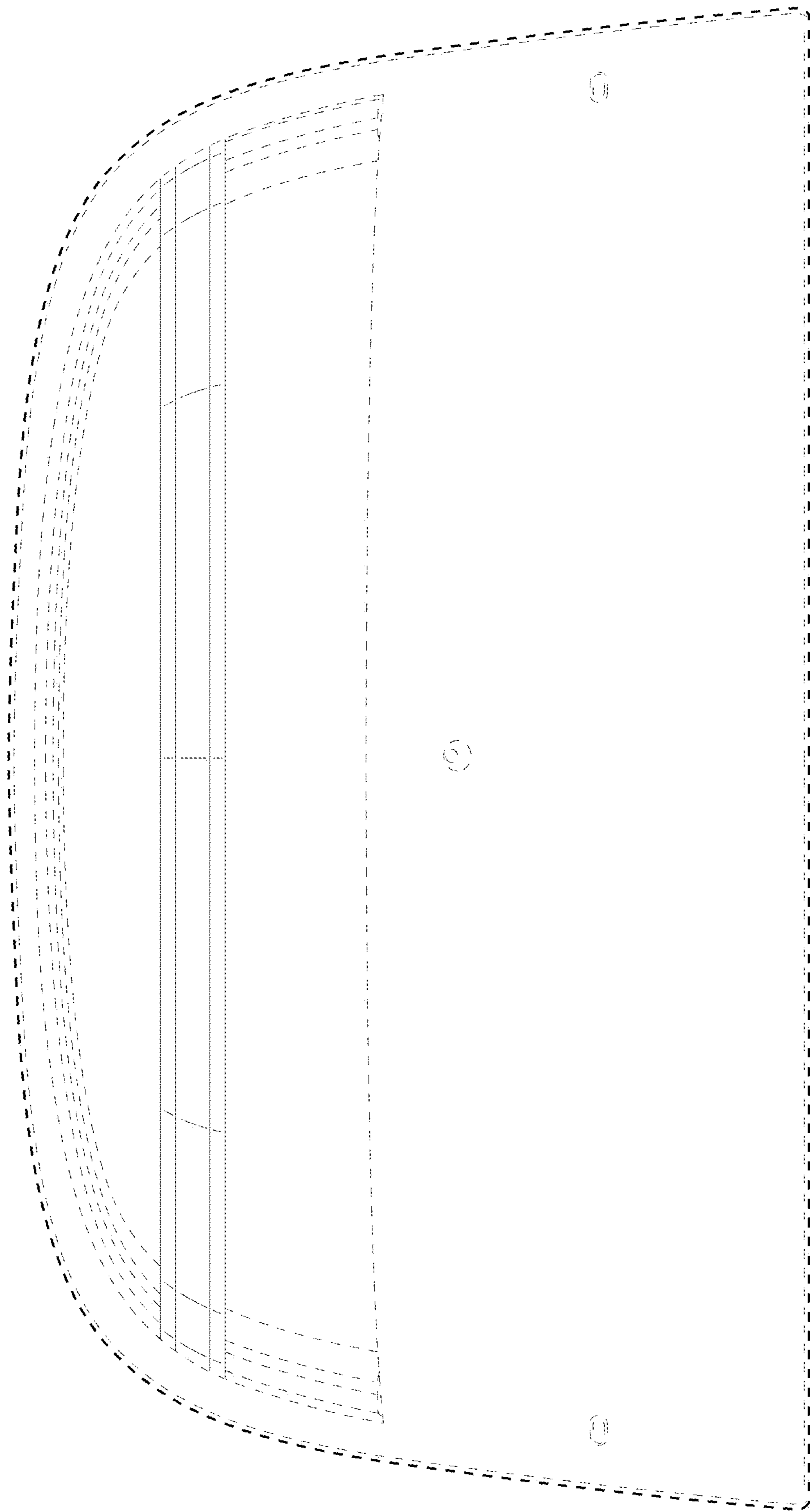


FIG. 9

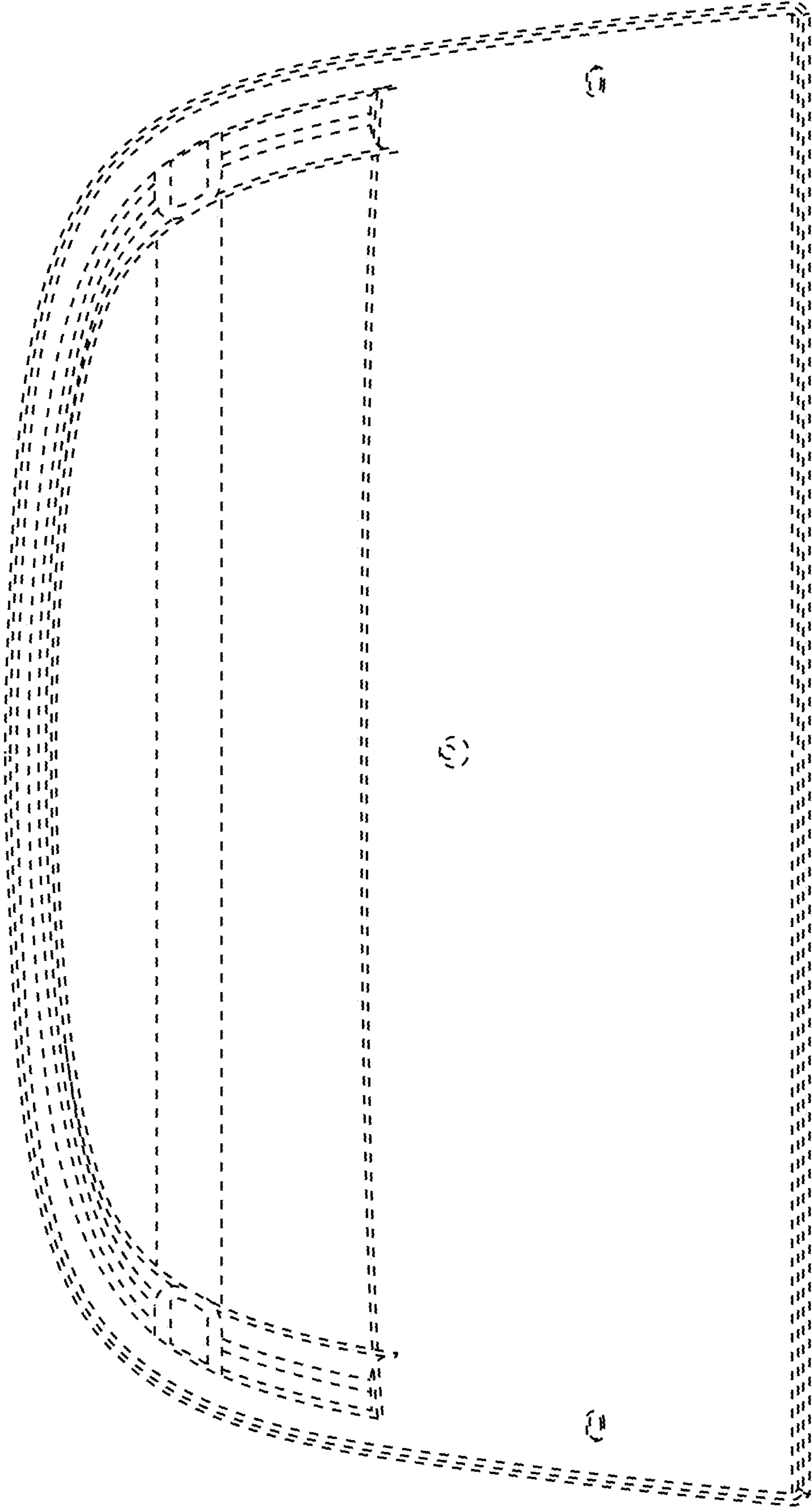


FIG. 10

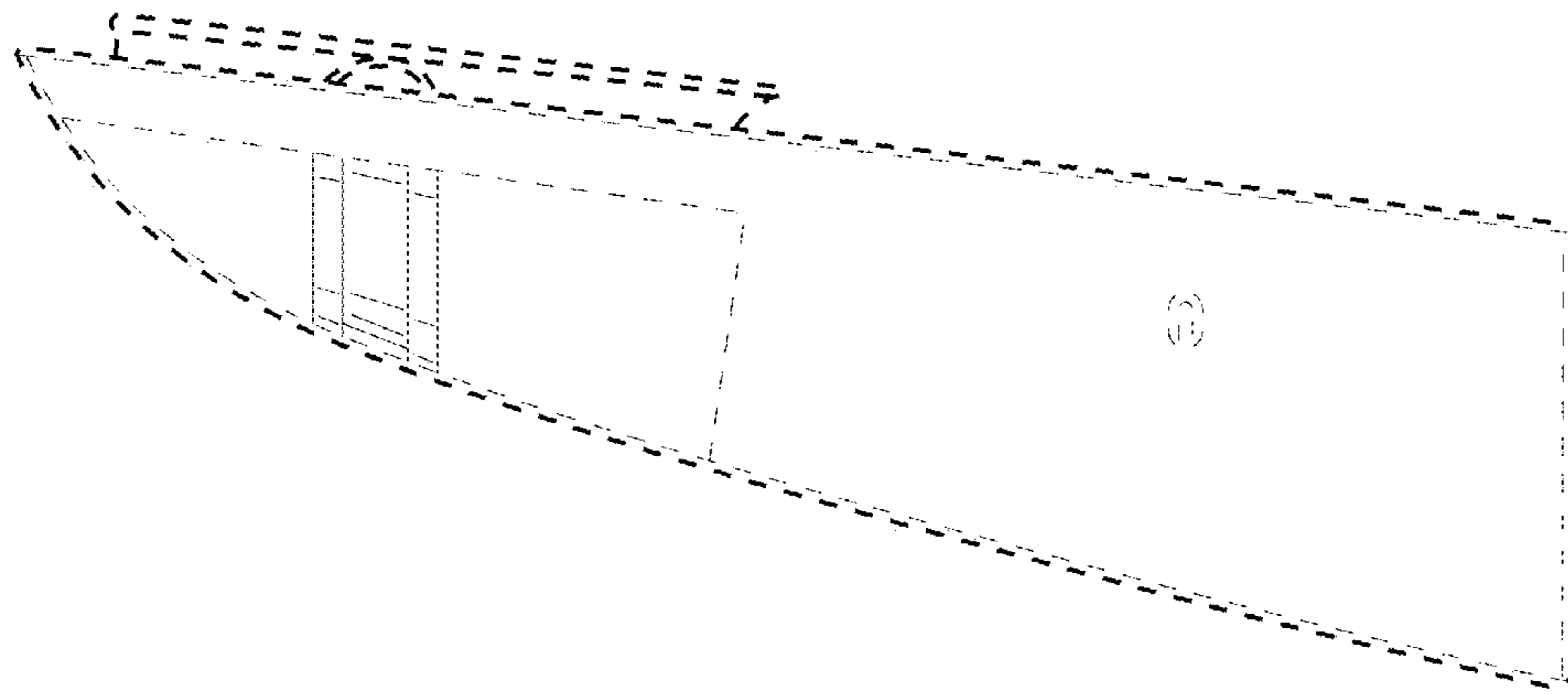


FIG. 11

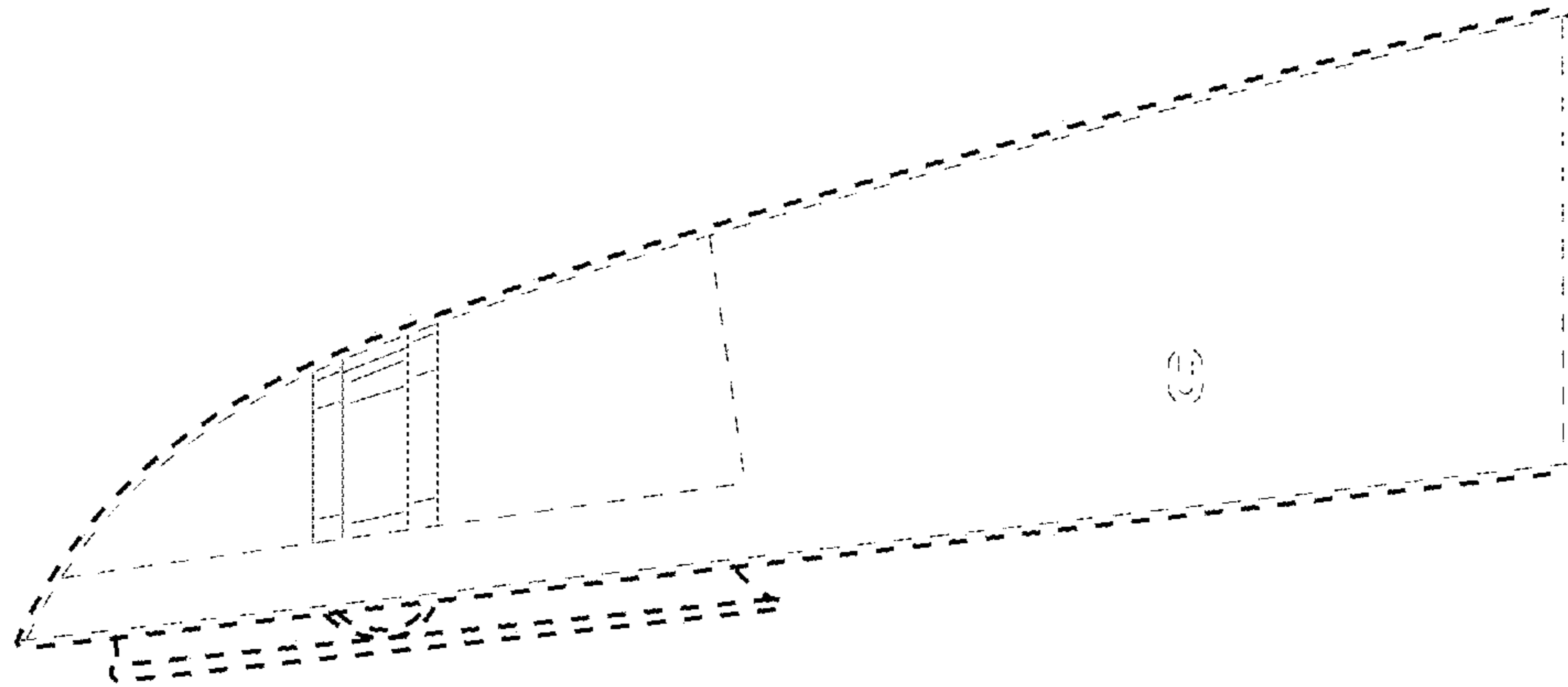


FIG. 12

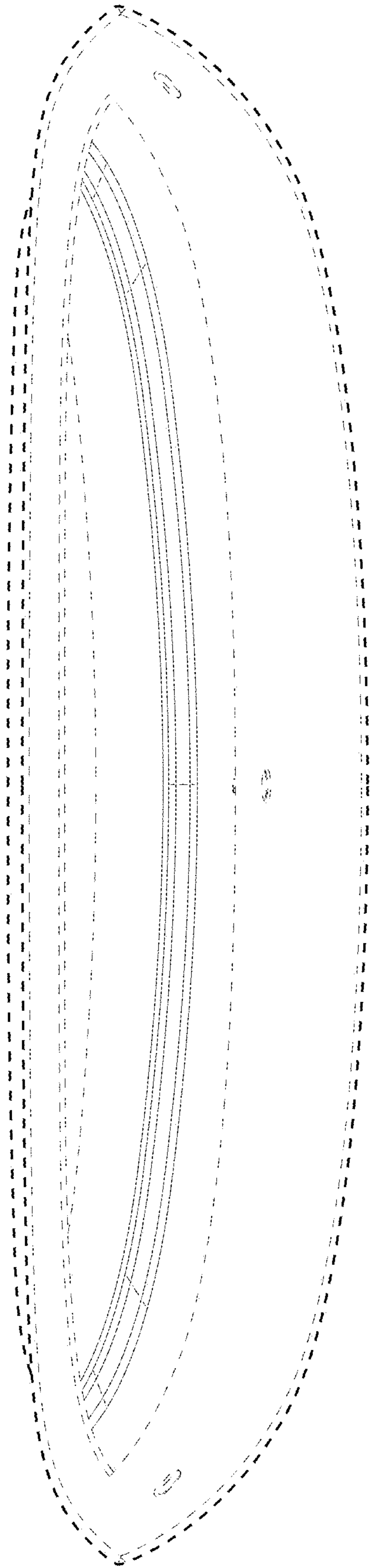


FIG. 13

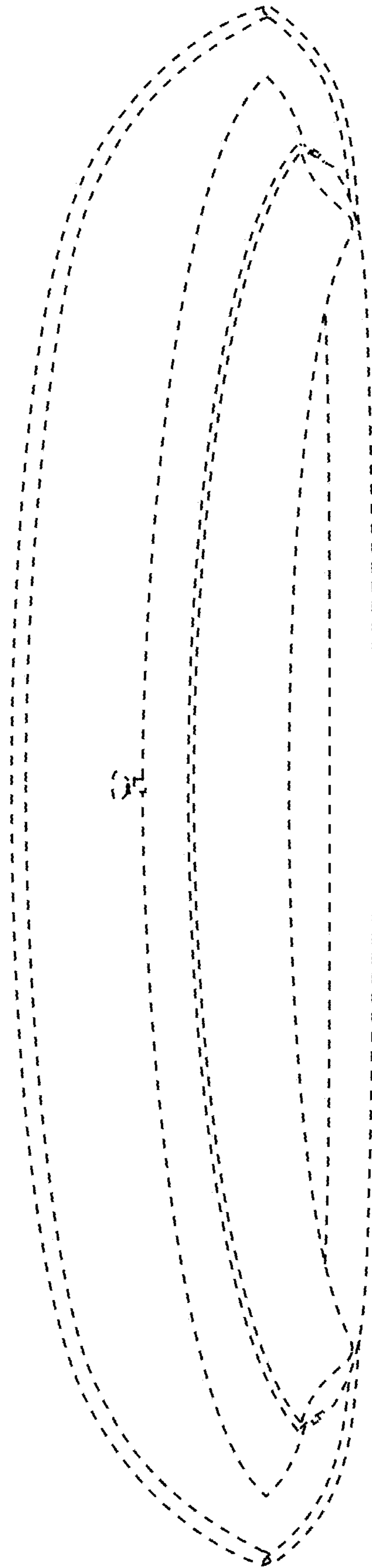


FIG. 14