



US00D966962S

(12) **United States Design Patent** (10) **Patent No.:** **US D966,962 S**  
**Patel et al.** (45) **Date of Patent:** **\*\* Oct. 18, 2022**

- (54) **FRONT END OF A MOTOR VEHICLE**
- (71) Applicant: **Jaguar Land Rover Limited**, Whitley Coventry (GB)
- (72) Inventors: **Paven Patel**, Whitley Coventry (GB); **Alex Chan**, Whitley Coventry (GB)
- (73) Assignee: **Jaguar Land Rover Limited**, Whitley Coventry (GB)
- (\*\*) Term: **15 Years**
- (21) Appl. No.: **29/795,196**
- (22) Filed: **Jun. 17, 2021**

**Related U.S. Application Data**

- (62) Division of application No. 29/747,771, filed on Aug. 25, 2020, now Pat. No. Des. 923,515, which is a division of application No. 29/684,516, filed on Mar. 21, 2019, now Pat. No. Des. 894,070, which is a division of application No. 29/629,459, filed on Dec. 13, 2017, now Pat. No. Des. 847,024.

**Foreign Application Priority Data**

- Jun. 15, 2017 (EM) ..... 004049039
- Jun. 21, 2017 (EM) ..... 004060630
- (51) **LOC (13) Cl.** ..... **12-16**
- (52) **U.S. Cl.**  
USPC ..... **D12/164; D12/91**
- (58) **Field of Classification Search**  
USPC ..... D12/86, 90-92, 164; D21/433, 434, D21/531-535; 296/181.1-181.5, 183.1  
CPC ..... B62D 25/00; B62D 25/06; B62D 33/00; B62D 35/00  
See application file for complete search history.

(56) **References Cited**

U.S. PATENT DOCUMENTS

D698,697 S *	2/2014	Winkelmann	.....	D12/91
D719,878 S *	12/2014	Webber	.....	D12/92
D725,007 S *	3/2015	Beaven	.....	D12/164
D731,922 S *	6/2015	Beaven	.....	D12/91
D739,305 S *	9/2015	Gunnarson	.....	D12/91
D749,996 S *	2/2016	Henstridge	.....	D12/164
D783,468 S *	4/2017	Patel	.....	D12/164
D783,469 S *	4/2017	Patel	.....	D12/164
D783,470 S *	4/2017	Peat	.....	D12/164
D784,856 S *	4/2017	Hatton	.....	D12/91
D807,245 S *	1/2018	Patel	.....	D12/164
D807,246 S *	1/2018	Peat	.....	D12/164
D807,788 S *	1/2018	Hatton	.....	D12/91
D811,955 S *	3/2018	Patel	.....	D12/164
D813,100 S *	3/2018	Hatton	.....	D12/164
D832,144 S *	10/2018	Hatton	.....	D12/91

(Continued)

*Primary Examiner* — Melody N Brown

(74) *Attorney, Agent, or Firm* — Wood Herron & Evans LLP


(57) **CLAIM**

The ornamental design for a front end of a motor vehicle, as shown and described herein.

**DESCRIPTION**

FIG. 1 is a right, front perspective view of a front end of a motor vehicle showing our new design;  
 FIG. 2 is a left, front perspective view thereof;  
 FIG. 3 is a left, rear perspective view thereof;  
 FIG. 4 is a right, rear perspective view thereof;  
 FIG. 5 is a front elevational view thereof;  
 FIG. 6 is a left side elevational view thereof;  
 FIG. 7 is a right side elevational view thereof; and,  
 FIG. 8 is a top plan view thereof.  
 The broken lines shown throughout the drawings views are for environmental and illustrative purposes representing boundaries that form no part of the claimed design.

**1 Claim, 8 Drawing Sheets**



(56)

**References Cited**

U.S. PATENT DOCUMENTS

D833,339	S	*	11/2018	Patel	.....	D12/164
D840,268	S	*	2/2019	Beaven	.....	D12/91
D859,212	S	*	9/2019	Beckles	.....	D12/91
D867,931	S	*	11/2019	Peat	.....	D12/92
D881,070	S	*	4/2020	Smith	.....	D12/91
D903,531	S	*	12/2020	Beaven	.....	D12/91
D906,882	S	*	1/2021	Beckles	.....	D12/91
D910,488	S	*	2/2021	Beckles	.....	D12/91
D923,515	S	*	6/2021	Patel	.....	D12/91
D928,657	S	*	8/2021	Smith	.....	D12/91

\* cited by examiner




FIG. 1




FIG. 2




FIG. 3

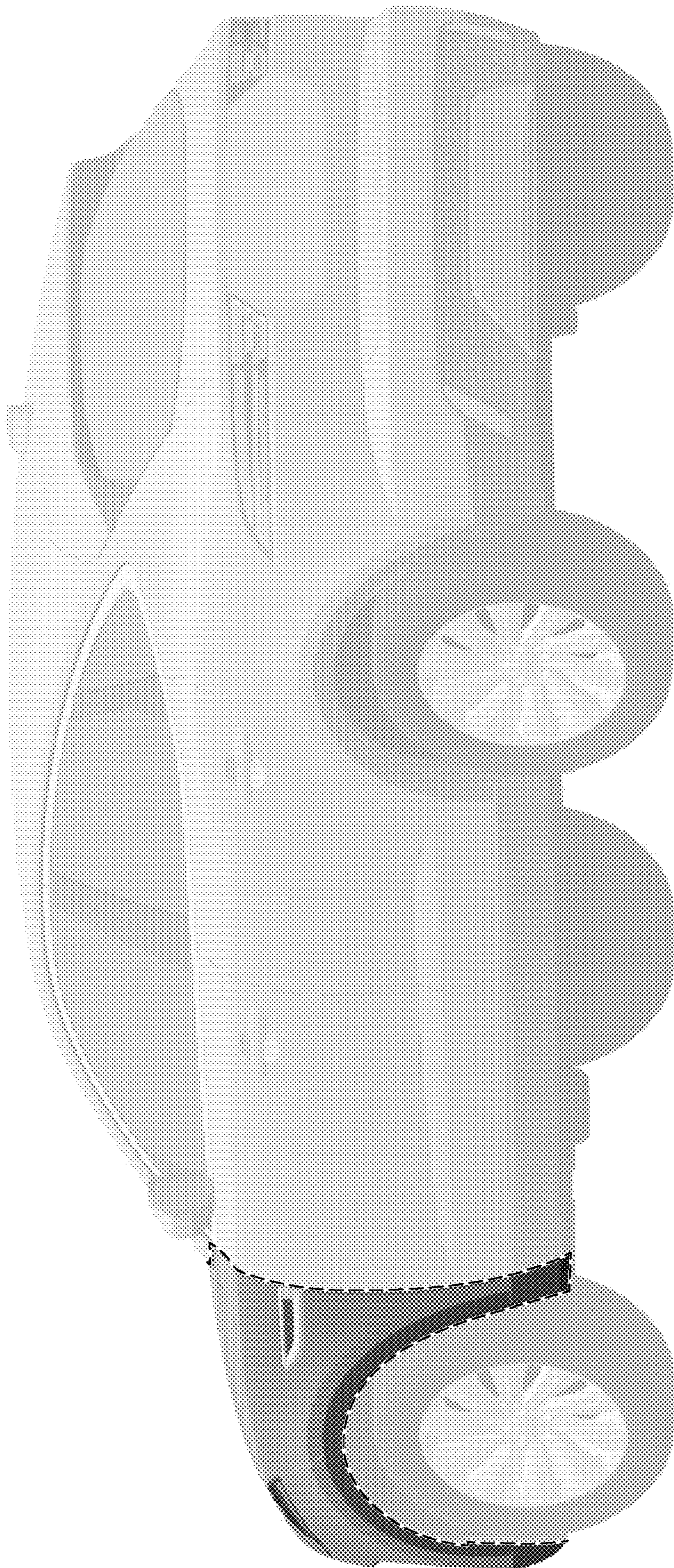


FIG. 4



FIG. 5




FIG. 6





FIG. 7



FIG. 8