

US00D966955S

(12) **United States Design Patent**
Dolinskiy

(10) **Patent No.:** **US D966,955 S**

(45) **Date of Patent:** **** Oct. 18, 2022**

(54) **HITCH COVER**

(71) Applicant: **Viktor Dolinskiy**, Matthews, NC (US)

(72) Inventor: **Viktor Dolinskiy**, Matthews, NC (US)

(**) Term: **15 Years**

(21) Appl. No.: **29/788,270**

(22) Filed: **Apr. 21, 2021**

(51) **LOC (13) Cl.** **12-16**

(52) **U.S. Cl.**
USPC **D12/162**

(58) **Field of Classification Search**
USPC D12/159, 160, 161, 162, 400, 317;
D21/777, 810
CPC . B60D 1/60; B60D 1/065; B60D 1/00; B60D
1/06; B60D 1/36; B62D 33/033
See application file for complete search history.

(56) **References Cited**

U.S. PATENT DOCUMENTS

D401,193 S	11/1998	Julian	
D405,744 S	2/1999	Young et al.	
D413,291 S	8/1999	Corns, Jr.	
D415,457 S	10/1999	Young et al.	
D419,505 S	1/2000	Deerman	
D424,991 S	5/2000	Young et al.	
D428,839 S	8/2000	Horowitz	
D429,668 S	8/2000	Julian	
D442,527 S	5/2001	Krewald	
D448,912 S *	10/2001	Galbraith, Jr.	D99/34
D463,995 S	10/2002	Duncan	
6,463,686 B1	10/2002	Eisenbraun	
D471,137 S	3/2003	Shepherd et al.	
D480,338 S	10/2003	Harwood	
6,655,822 B1	12/2003	Sylvester	
D485,218 S	1/2004	Bentley	
D506,159 S	6/2005	Gould	
D506,711 S	6/2005	Ruiz et al.	

D519,424 S *	4/2006	Fisher	D12/162
D542,700 S	5/2007	Ferguson	
D583,280 S	12/2008	Moxley et al.	
D584,185 S	1/2009	Palmer et al.	
D605,100 S	12/2009	Douglas	
D623,099 S	9/2010	Wise	
D628,128 S *	11/2010	Sanders	D12/162
D634,259 S *	3/2011	Farber	D12/408
D644,150 S	8/2011	Edick	
D644,572 S	9/2011	Edick	
D698,285 S *	1/2014	Mason	D12/162
D711,292 S	8/2014	Sarajian et al.	
D756,263 S *	5/2016	Trigg	D11/131
D768,787 S	10/2016	Betsui et al.	
D837,047 S	1/2019	Lin	
D862,309 S *	10/2019	Hack	D12/162
D879,671 S *	3/2020	Siegel	D12/162
D890,636 S *	7/2020	Sanborn	D12/162
D904,236 S	12/2020	Arrowood	
D931,152 S *	9/2021	Rabska	D12/162
2017/0246924 A1 *	8/2017	Thompson	B60D 1/04

(Continued)

Primary Examiner — Katrina A Betton

(74) *Attorney, Agent, or Firm* — Dunlap Bennett & Ludwig, PLLC

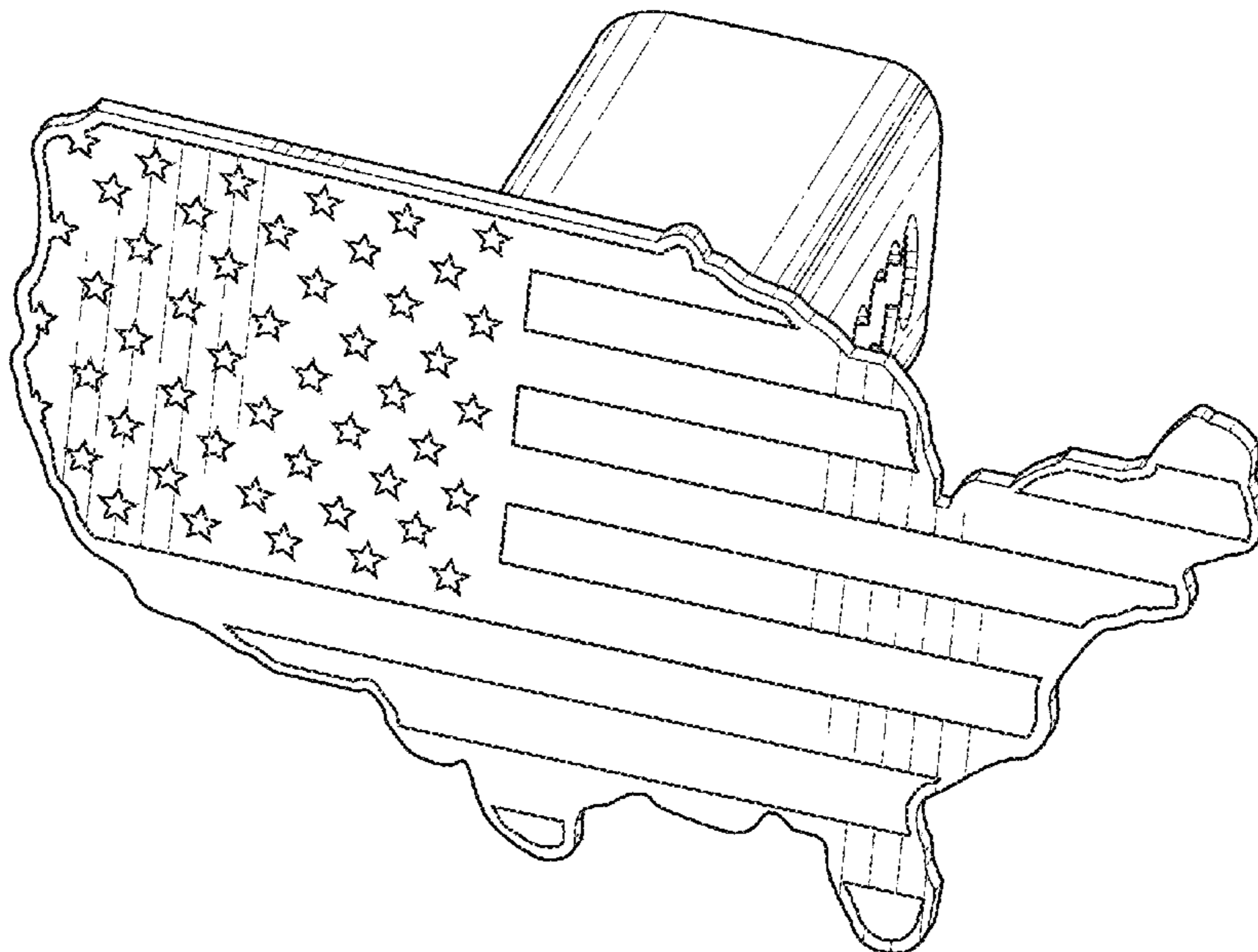
(57) **CLAIM**

The ornamental design for a hitch cover, as shown and described.

DESCRIPTION

FIG. 1 is a front right top perspective view of the hitch cover, showing my new design;
FIG. 2 is a rear right top perspective view thereof;
FIG. 3 is a front elevation view thereof;
FIG. 4 is a rear elevation view thereof;
FIG. 5 is a right side elevation view thereof;
FIG. 6 is a left side elevation view thereof;
FIG. 7 is a top plan view thereof; and,
FIG. 8 is a bottom plan view thereof.

1 Claim, 4 Drawing Sheets



(56)

References Cited

U.S. PATENT DOCUMENTS

2021/0110742 A1* 4/2021 Moor G09F 17/00
2022/0161735 A1* 5/2022 Mannsfeld E04H 15/06

* cited by examiner

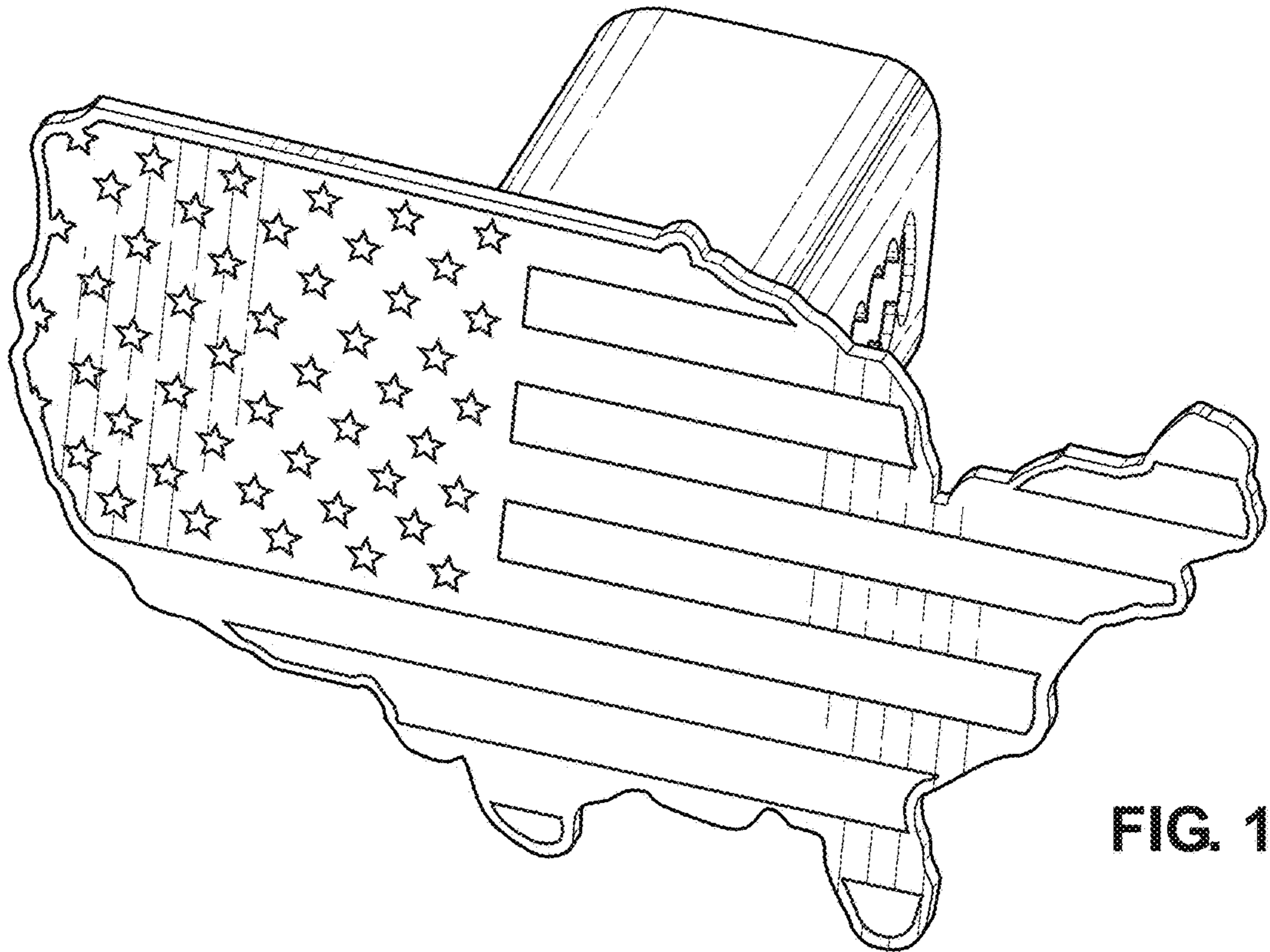


FIG. 1

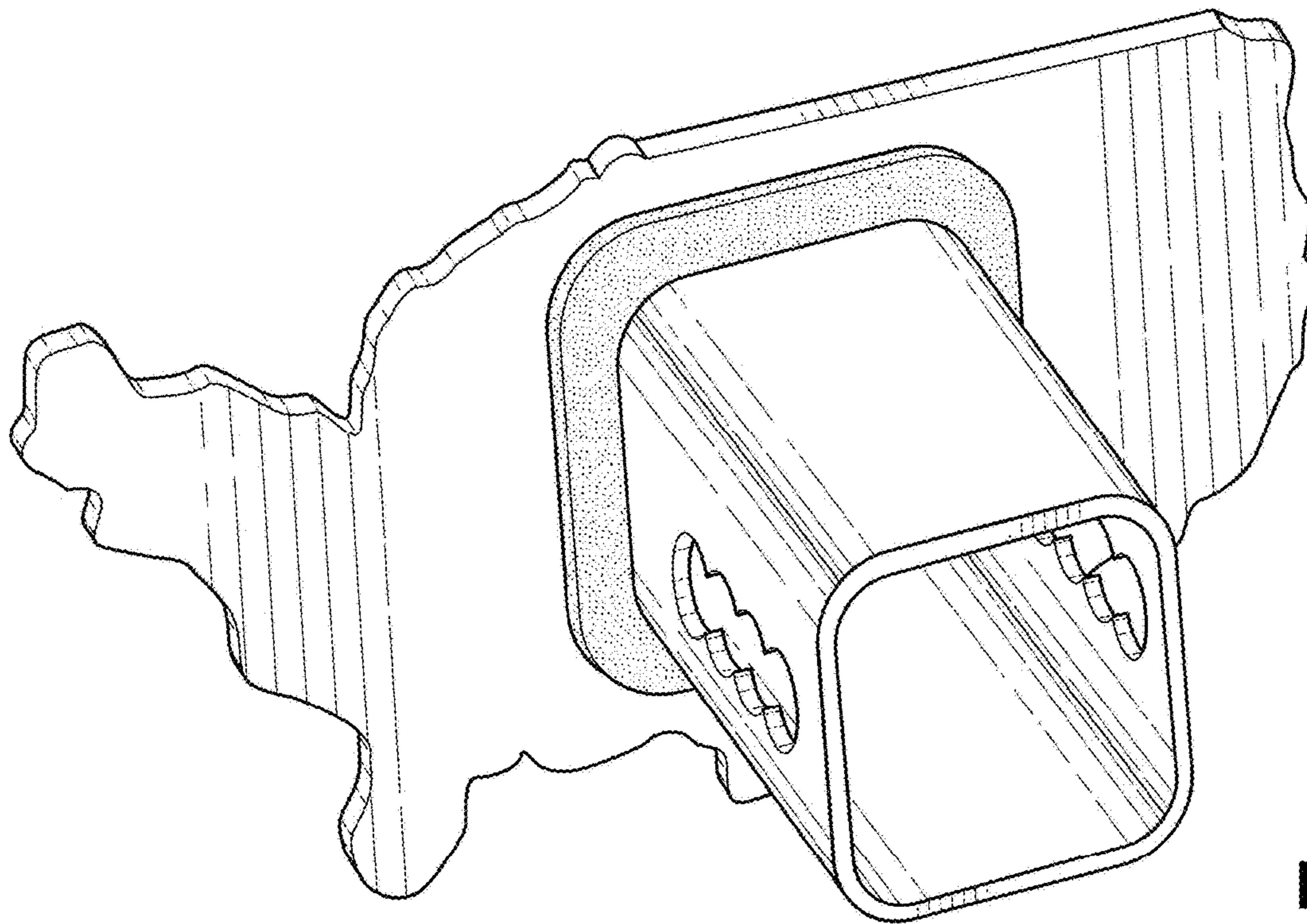


FIG. 2

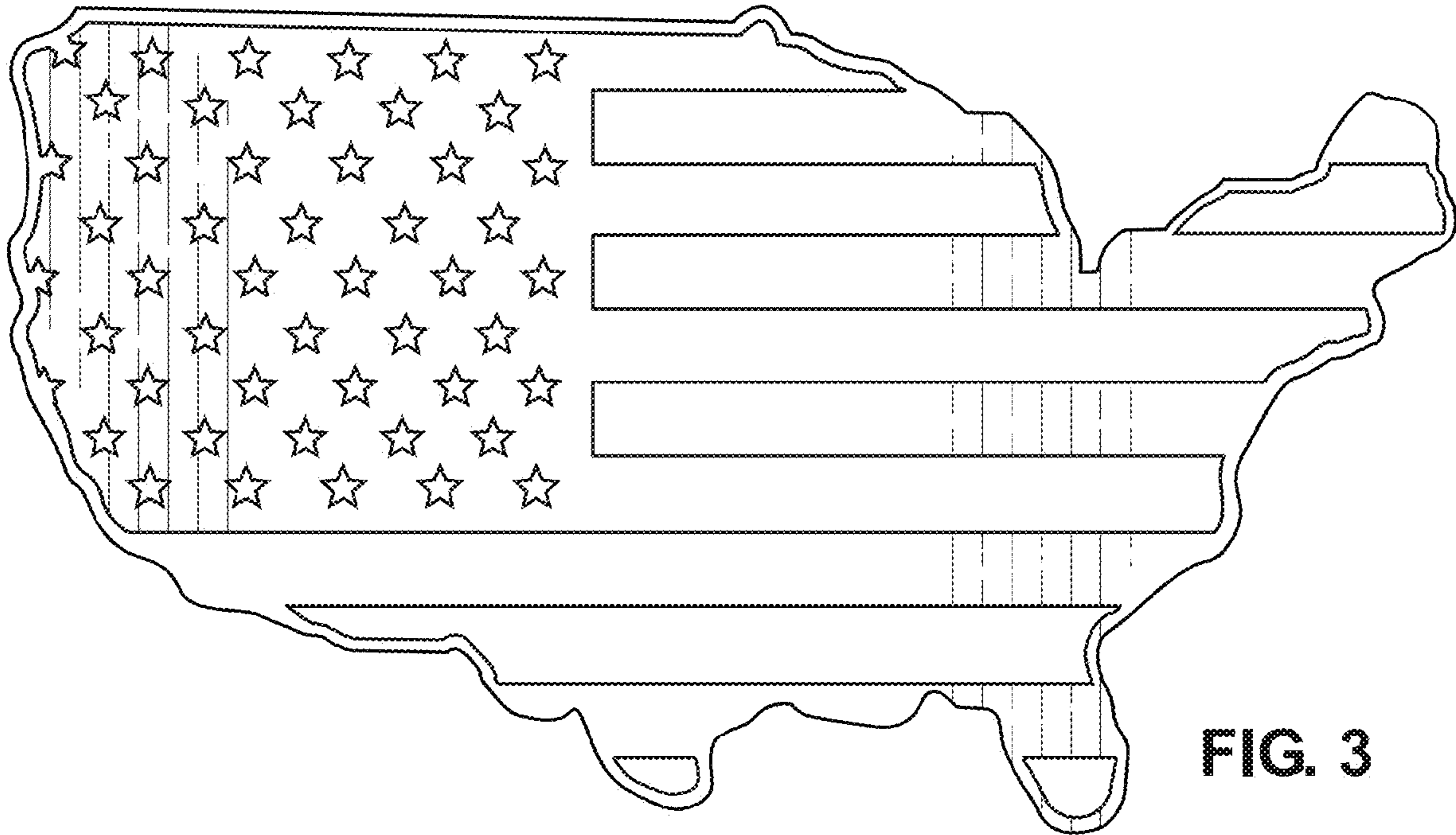


FIG. 3

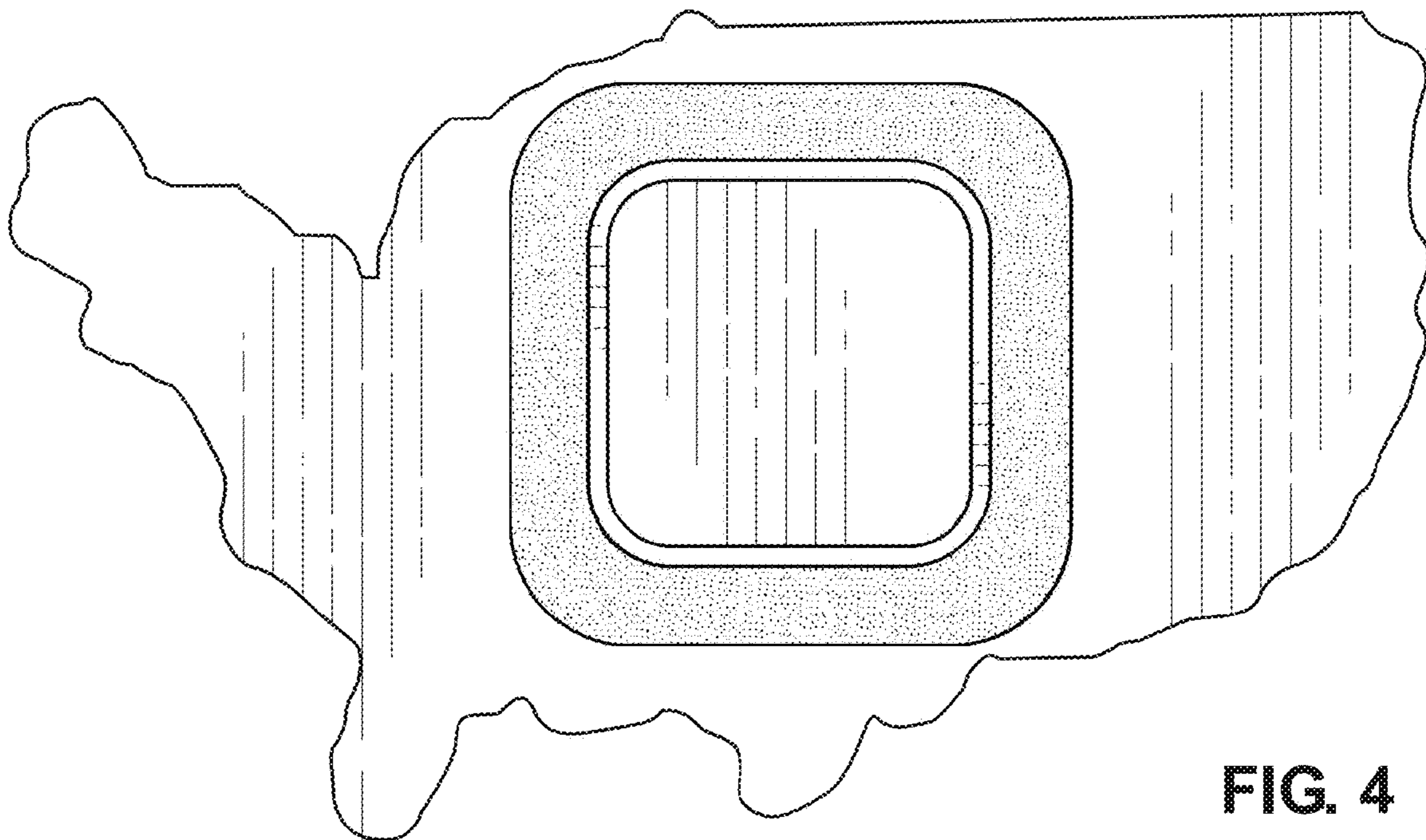


FIG. 4

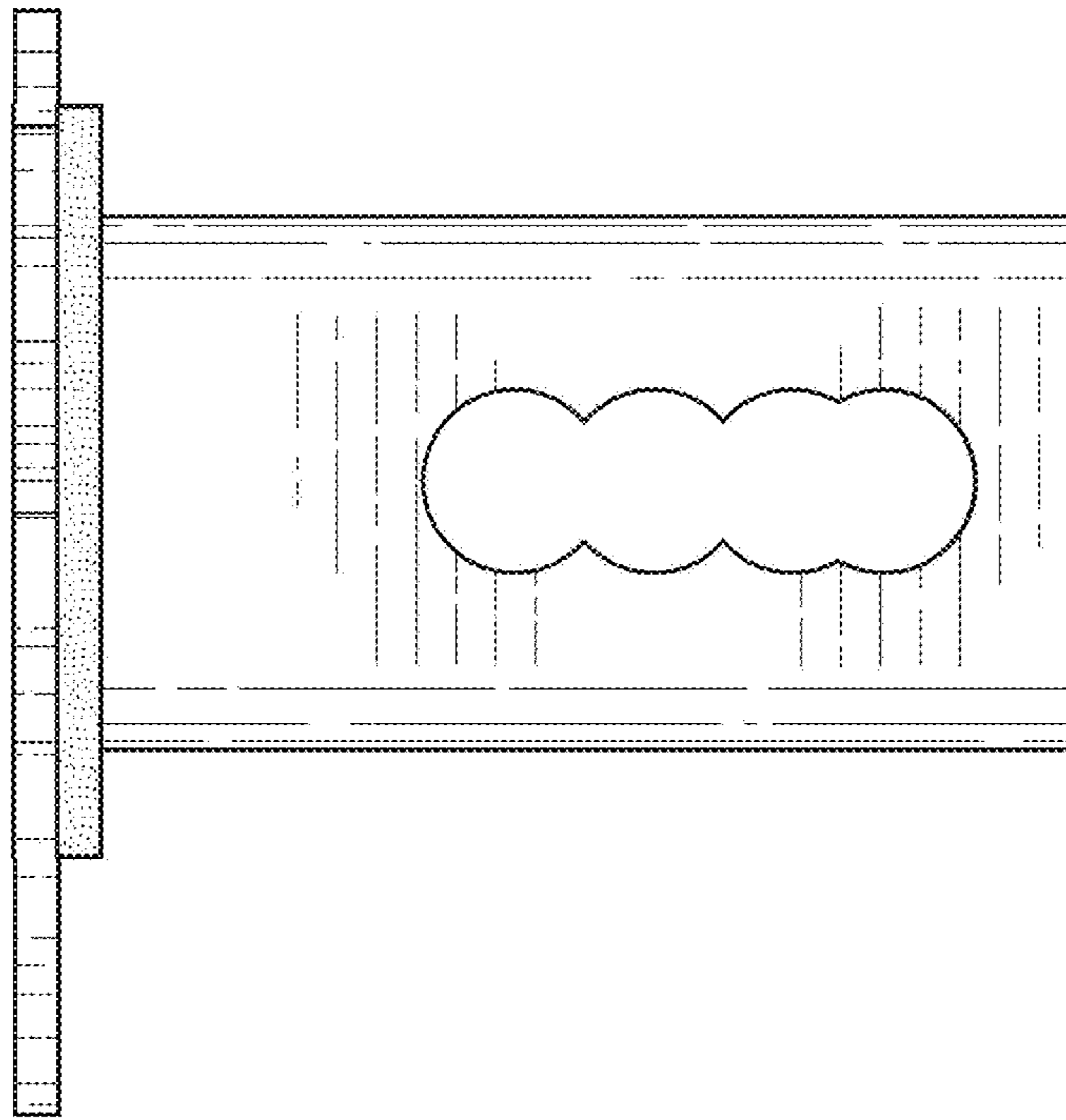


FIG. 5

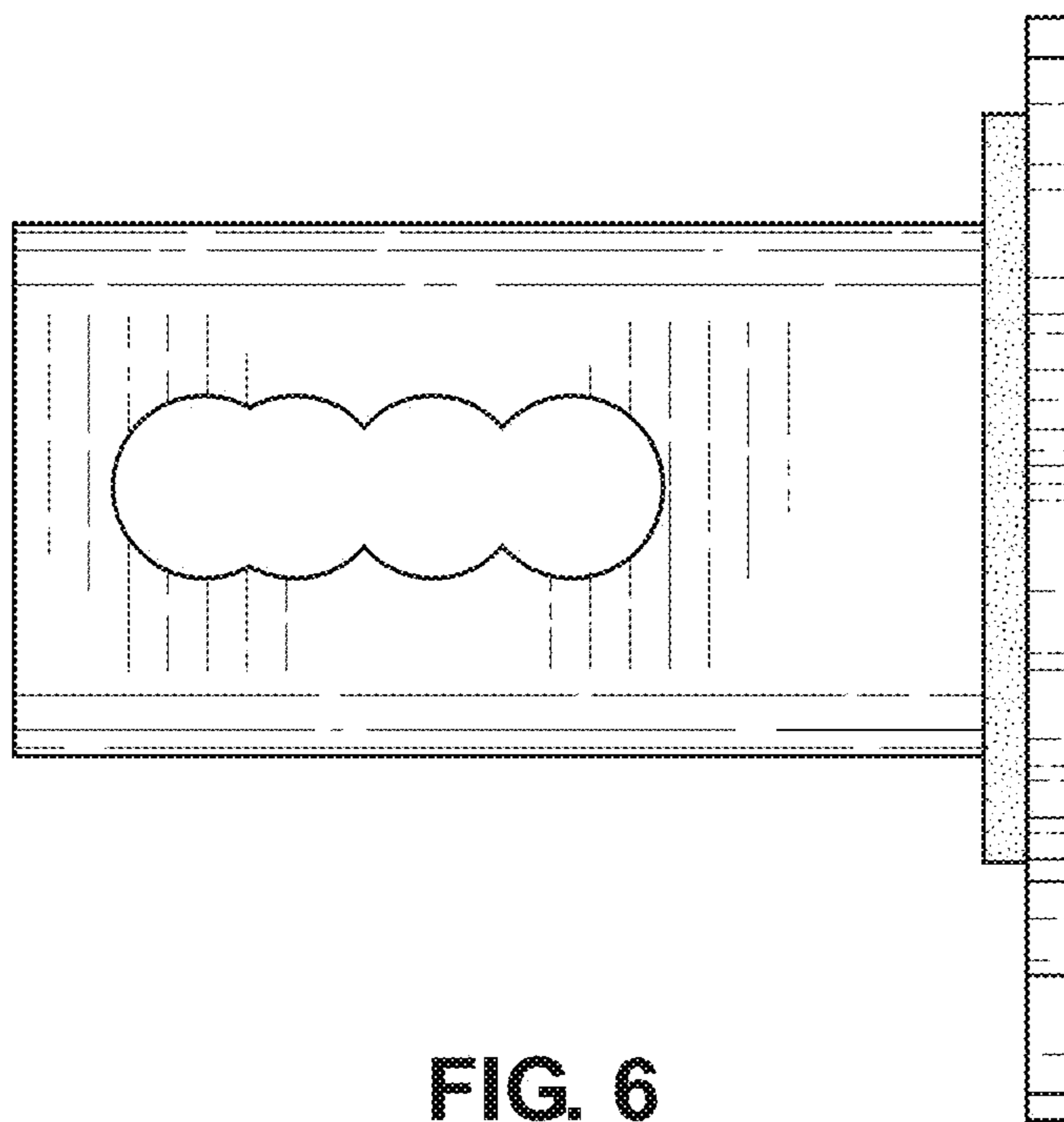


FIG. 6

