



US00D966929S

(12) **United States Design Patent**
Hull

(10) **Patent No.:** **US D966,929 S**

(45) **Date of Patent:** **** Oct. 18, 2022**

(54) **EMBLEM**

(71) Applicant: **Real-Time Marketing, Ltd.**,
Carrollton, TX (US)

(72) Inventor: **Morgan Hull**, Dallas, TX (US)

(73) Assignee: **Real-Time Marketing, Ltd.**,
Carrollton, TX (US)

(**) Term: **15 Years**

(21) Appl. No.: **29/716,907**

(22) Filed: **Dec. 12, 2019**

(51) **LOC (13) Cl.** **11-01**

(52) **U.S. Cl.**
USPC **D11/100**
CPC **B60R 11/00** (2013.01)

(58) **Field of Classification Search**
USPC D11/1, 2, 14, 26-29, 89-92, 44, 48, 81,
D11/82, 99, 100; 63/26-32; D3/207-212
CPC B60R 11/00; B60R 13/005; B60R
2011/0073; B60R 2011/0052
See application file for complete search history.

(56) **References Cited**

U.S. PATENT DOCUMENTS

D131,757 S *	3/1942	Katz	D11/57
D159,638 S *	8/1950	Katz	D11/57
D223,118 S *	3/1972	Feuer	D1/107
D333,443 S *	2/1993	Shyan	D10/116.1
D417,638 S *	12/1999	Pierson, Sr.	D11/158
D457,648 S *	5/2002	Chang	D11/121
D464,093 S *	10/2002	Weiser	D21/585
D464,585 S *	10/2002	Nesbit	D11/158

D492,616 S *	7/2004	Hooker	D11/158
D500,260 S *	12/2004	Majors	D11/81
D512,807 S *	12/2005	Haro	D1/107
D627,506 S *	11/2010	Lin	D26/125
D629,471 S *	12/2010	O'Keefe	D21/650
D630,904 S *	1/2011	Zeilinger	D7/601
D632,479 S *	2/2011	van der Lande	D3/211
D658,047 S *	4/2012	Mathews	D8/394
D717,779 S *	11/2014	Dong	D14/250
D778,764 S *	2/2017	Suzuki	D11/31
D810,614 S *	2/2018	Sodt	D11/117
2005/0031804 A1 *	2/2005	Majors	B60R 11/00 428/31

* cited by examiner

Primary Examiner — Richard E Chilcot

(74) *Attorney, Agent, or Firm* — David W. Carstens;
Carstens, Allen & Gourley, LLP

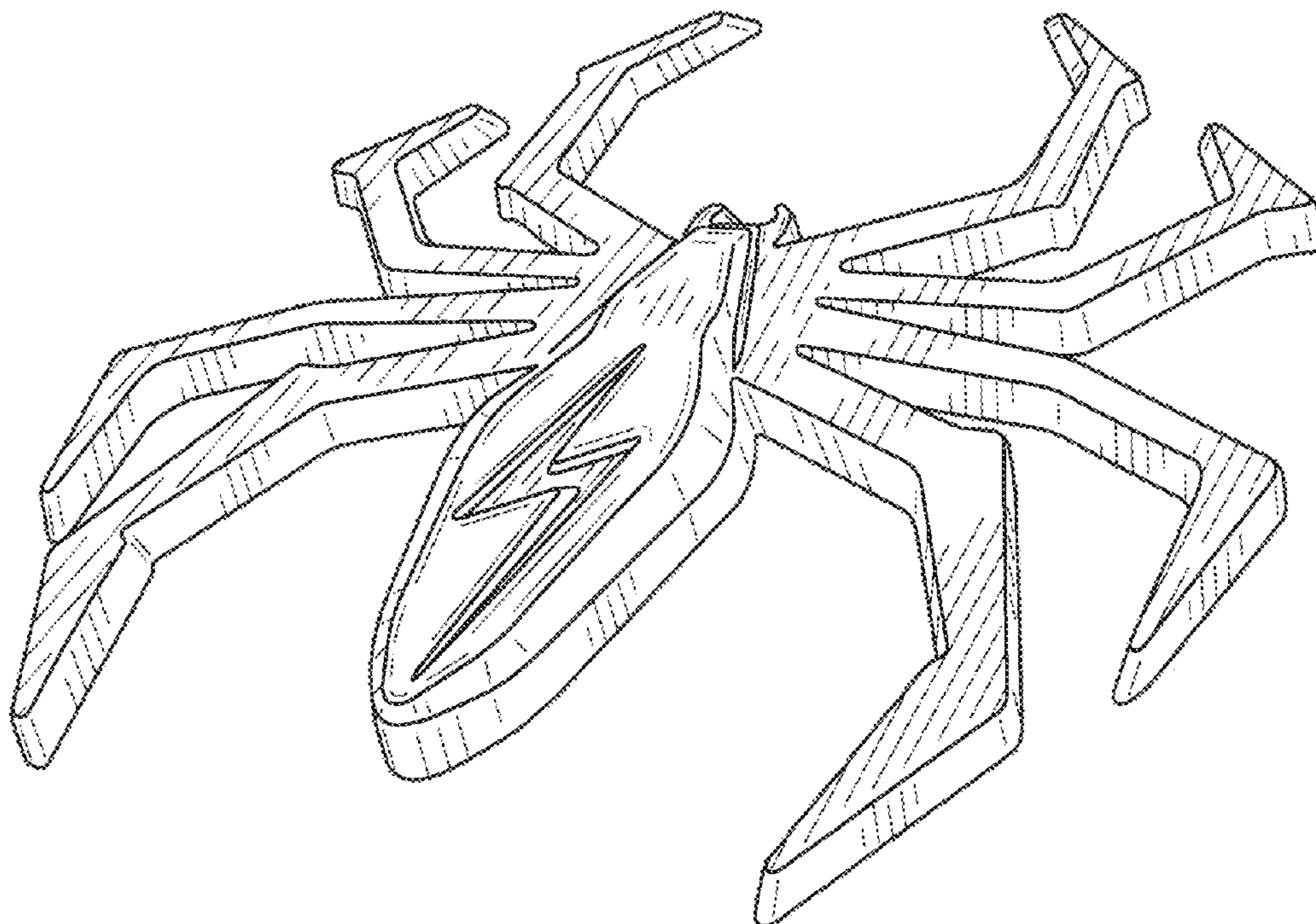
(57) **CLAIM**

The ornamental design for an emblem, as shown and described.

DESCRIPTION

FIG. 1 is a top perspective view of an emblem of the present invention;
FIG. 2 is a top elevation view thereof;
FIG. 3 is a bottom elevation view thereof;
FIG. 4 is a left side view thereof;
FIG. 5 is a right side view thereof;
FIG. 6 is a front view thereof; and,
FIG. 7 is a back plan view thereof.
The broken lines showing of portions of the emblem that forms no part of the claimed design.

1 Claim, 5 Drawing Sheets



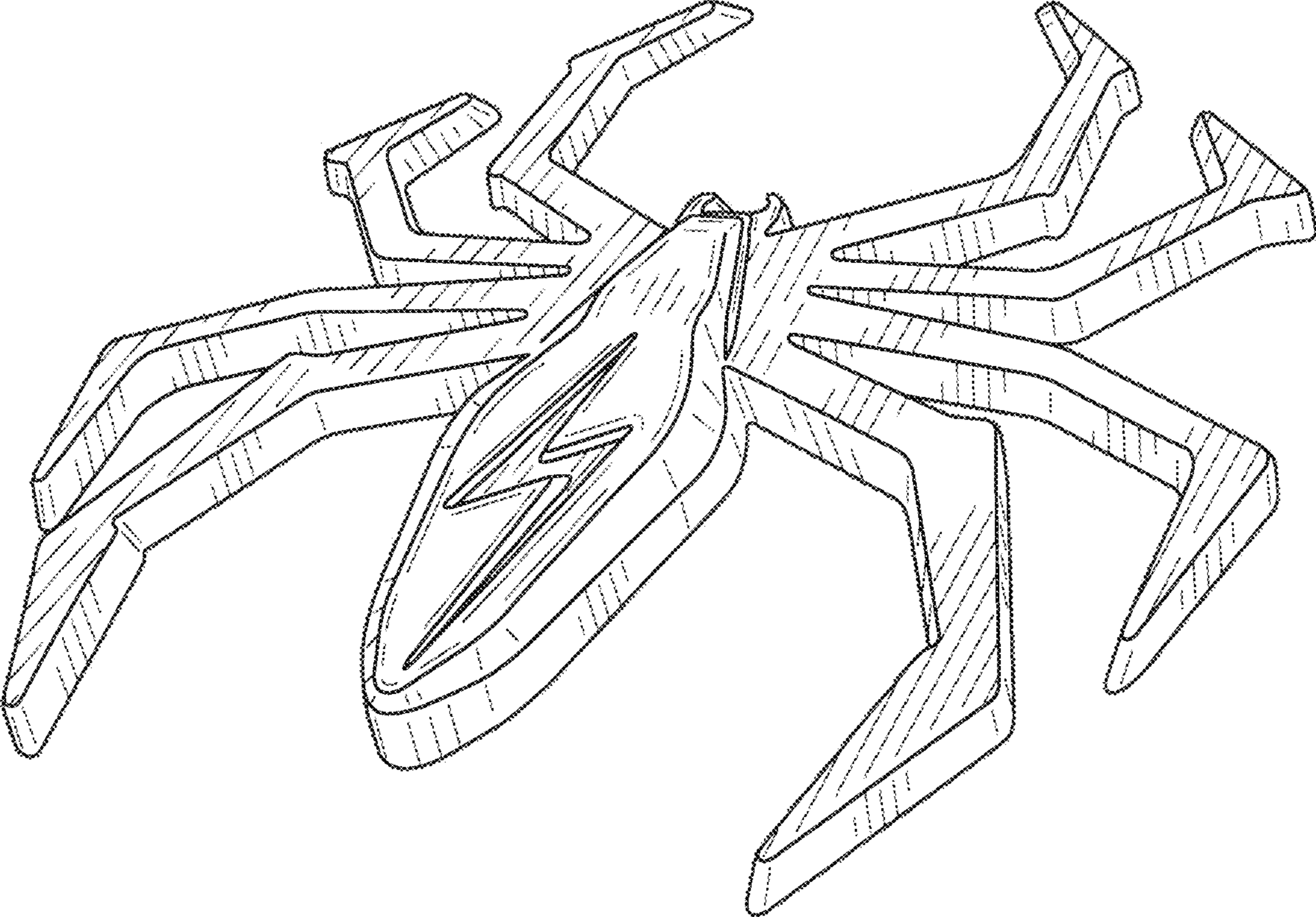


FIG. 1

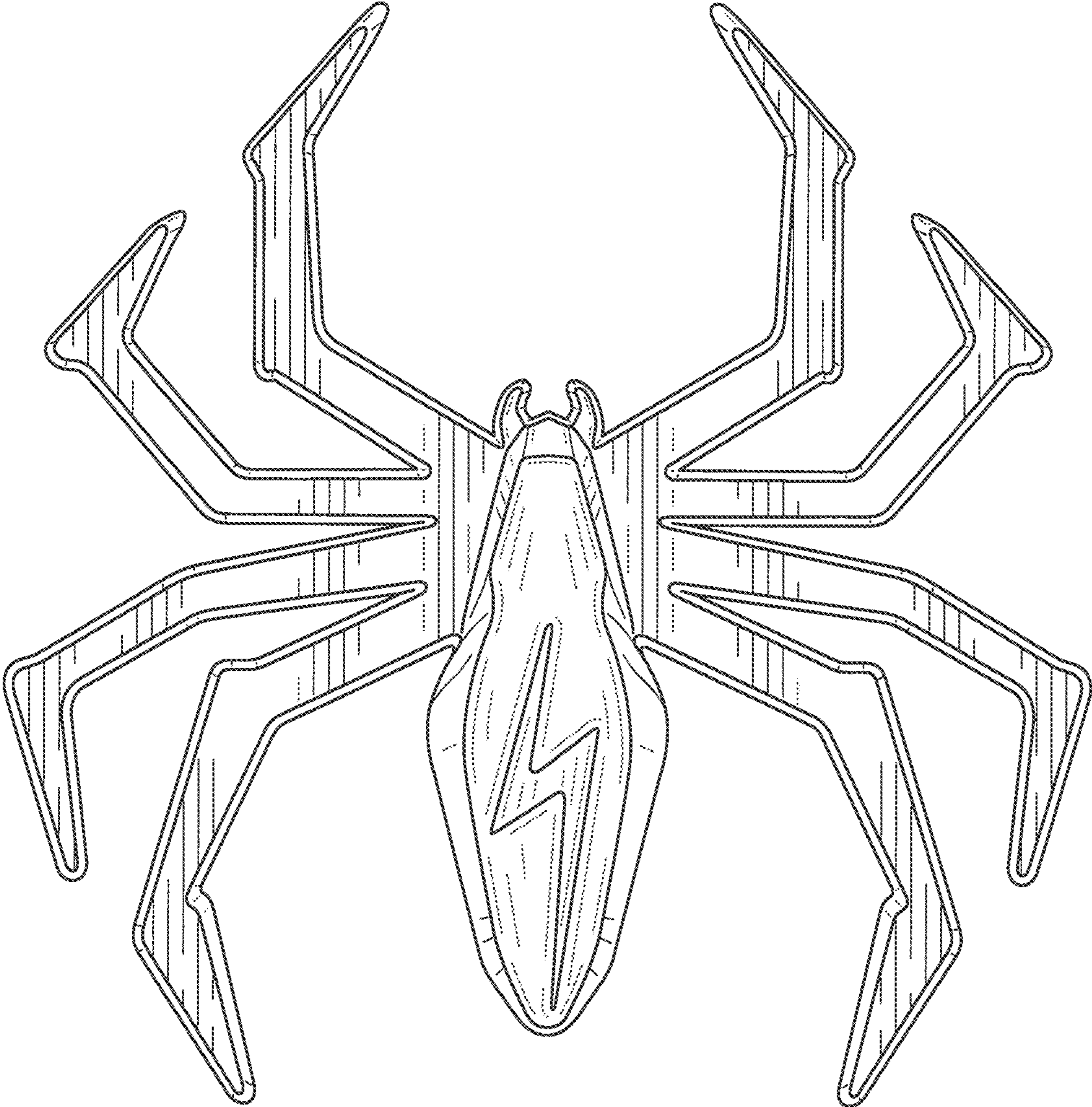


FIG. 2




FIG. 3



FIG. 4

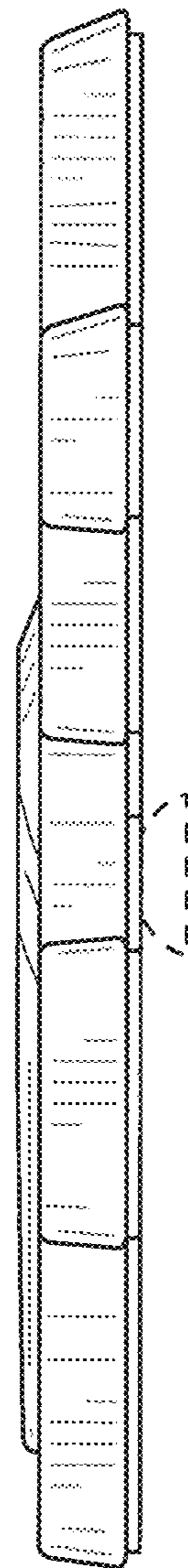


FIG. 5

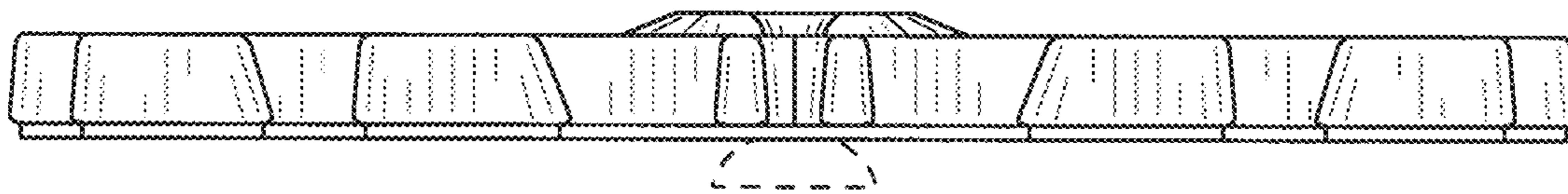


FIG. 6

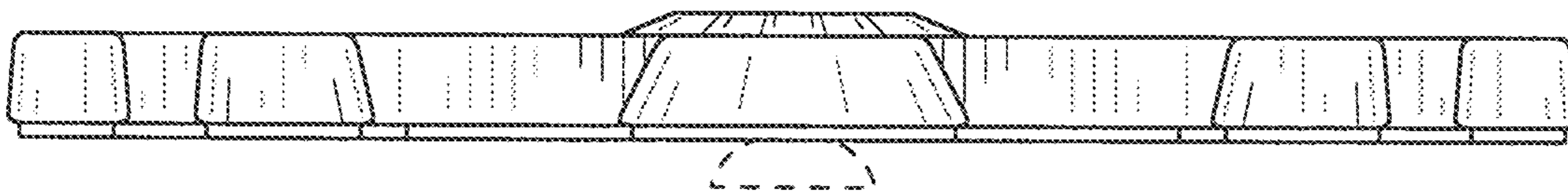


FIG. 7