



US00D966922S

(12) **United States Design Patent**
Feng

(10) **Patent No.:** **US D966,922 S**

(45) **Date of Patent:** **** Oct. 18, 2022**

(54) **BRACELET LINK SET**

(71) Applicant: **ZHO INC**, Kent, DE (US)

(72) Inventor: **Qianjing Feng**, Guangdong (CN)

(73) Assignee: **ZHO INC**, Kent, DE (US)

(**) Term: **15 Years**

(21) Appl. No.: **29/798,166**

(22) Filed: **Jul. 6, 2021**

(51) **LOC (13) Cl.** **11-01**

(52) **U.S. Cl.**
USPC **D11/13**

(58) **Field of Classification Search**
USPC D11/1-5, 12, 13; D3/207
CPC A44C 5/0038; A44C 5/02; A44C 5/022;
A44C 5/0023; A44C 5/025; A44C 5/027;
A44C 5/08; A44C 5/185; A44C 11/00;
A44C 11/002; A44C 11/007; A44C 13/00;
A44C 15/003; A44C 15/0085; A44C
15/009; A44C 25/005
See application file for complete search history.

(56) **References Cited**

U.S. PATENT DOCUMENTS

77,587	A *	5/1868	Colborn	A44C 5/185 63/21
238,396	A *	3/1881	Jenks	A44C 11/00 59/80
D13,177	S *	8/1882	Davidson	D11/13
D16,307	S *	9/1885	Simpson	D11/13
363,885	A *	5/1887	Brown	A44C 11/002 D11/11
D31,545	S *	9/1899	French	D11/13
1,051,384	A *	1/1913	Bradley	A44C 11/00 59/80
1,448,465	A *	3/1923	Sherman	A44C 11/002 D11/11
D103,831	S *	3/1937	Rossman	D11/12

D111,779	S *	10/1938	Balme	D11/13
D160,242	S *	9/1950	Bardach	D11/7
2,665,042	A *	1/1954	Starolis	A44C 15/003 224/268
3,656,244	A *	4/1972	Andrade	A44C 15/0085 D2/896
D304,312	S *	10/1989	Bulgari	D11/13
D312,594	S *	12/1990	Bulgari	D11/12
D340,663	S *	10/1993	Cipolla	D11/13
5,386,710	A *	2/1995	Moore	A44C 15/009 63/3
D499,041	S *	11/2004	Yurman	D11/13
D558,634	S *	1/2008	Hardy	D11/13
D612,761	S *	3/2010	Zander	D11/13
D617,230	S *	6/2010	Johnson	D11/3
7,980,095	B1 *	7/2011	Masterson	A44C 11/002 63/3.1

(Continued)

Primary Examiner — Llorellys Martinez
(74) *Attorney, Agent, or Firm* — ScienBiziP, P.C.

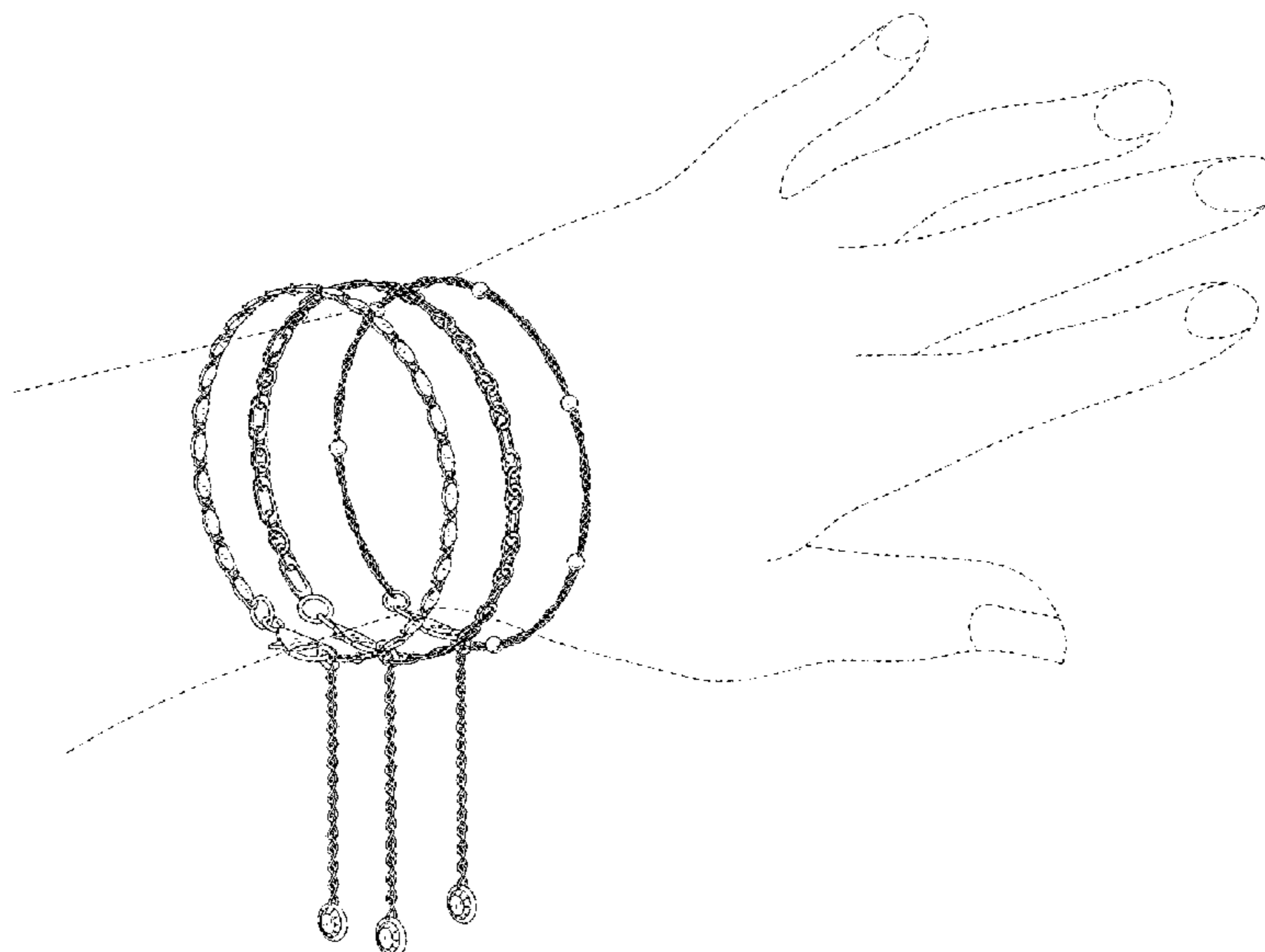
(57) **CLAIM**

The ornamental design for a bracelet link set, as shown and described.

DESCRIPTION

FIG. 1 is a front, right, and top perspective view of a bracelet link set, showing my design.
FIG. 2 is a front elevation view thereof.
FIG. 3 is a rear elevation view thereof.
FIG. 4 is a left side elevation view thereof.
FIG. 5 is a right side elevation view thereof.
FIG. 6 is a top plan view thereof.
FIG. 7 is a bottom plan view thereof; and,
FIG. 8 is another perspective view thereof, showing the bracelet link set in a configuration of use.
The broken lines in FIG. 8 represent environmental subject matter only and form no part of the claimed design.

1 Claim, 8 Drawing Sheets



(56)

References Cited

U.S. PATENT DOCUMENTS

D644,551 S * 9/2011 Aug D11/5
 D658,086 S * 4/2012 Rafaelian D11/3
 D738,773 S * 9/2015 Rafaelian D11/12
 D810,605 S * 2/2018 Zachos D11/13
 D872,622 S * 1/2020 Hanson D11/13
 D892,494 S * 8/2020 Vitko D3/218
 D893,339 S * 8/2020 Hill D11/13
 D920,148 S 6/2021 Poubel
 D922,237 S 6/2021 Parvex
 11,246,386 B1 * 2/2022 Williams A44C 15/0055
 2003/0136149 A1 * 7/2003 Logan A44C 11/002
 63/38
 2006/0005575 A1 * 1/2006 LaRocca A44C 11/00
 63/3
 2006/0260300 A1 * 11/2006 Julkowski A44C 25/001
 60/300

2008/0184574 A1 * 8/2008 Press A44C 11/00
 33/512
 2009/0259480 A1 * 10/2009 Teverbaugh G06Q 30/06
 705/26.1
 2010/0223955 A1 * 9/2010 Ramos-Reymann .. A44C 25/00
 63/38
 2013/0305782 A1 * 11/2013 Butler A44C 27/00
 63/3.1
 2015/0020543 A1 * 1/2015 Kaupp A44C 13/00
 63/3.1
 2015/0027166 A1 * 1/2015 Mace A44C 15/005
 63/3.1
 2015/0216271 A1 * 8/2015 Mueller A44C 13/00
 29/896.41
 2015/0366302 A1 * 12/2015 Vaillancourt A44C 5/022
 63/3
 2020/0383435 A1 * 12/2020 Clougherty A44C 15/005

* cited by examiner

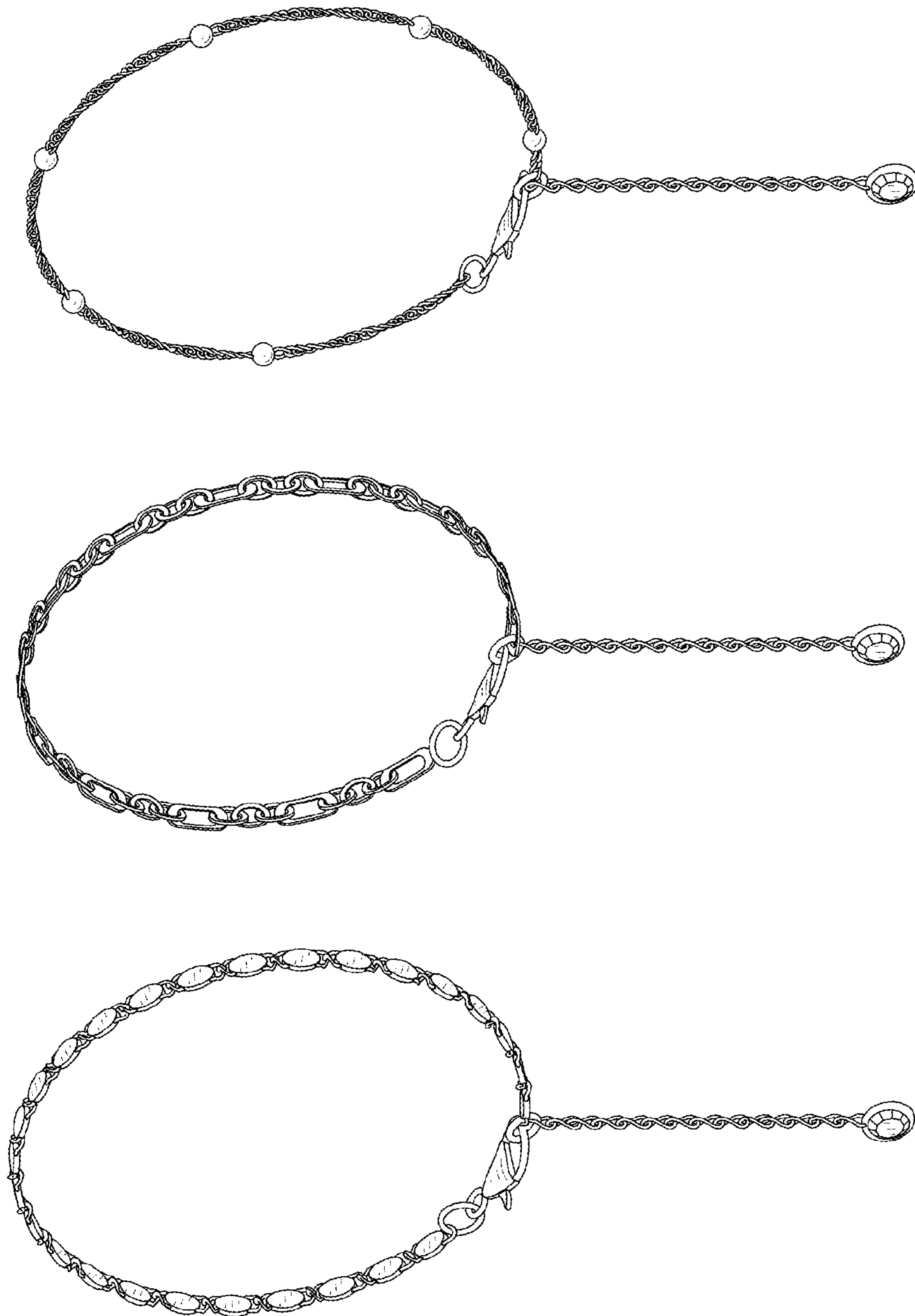


FIG. 1

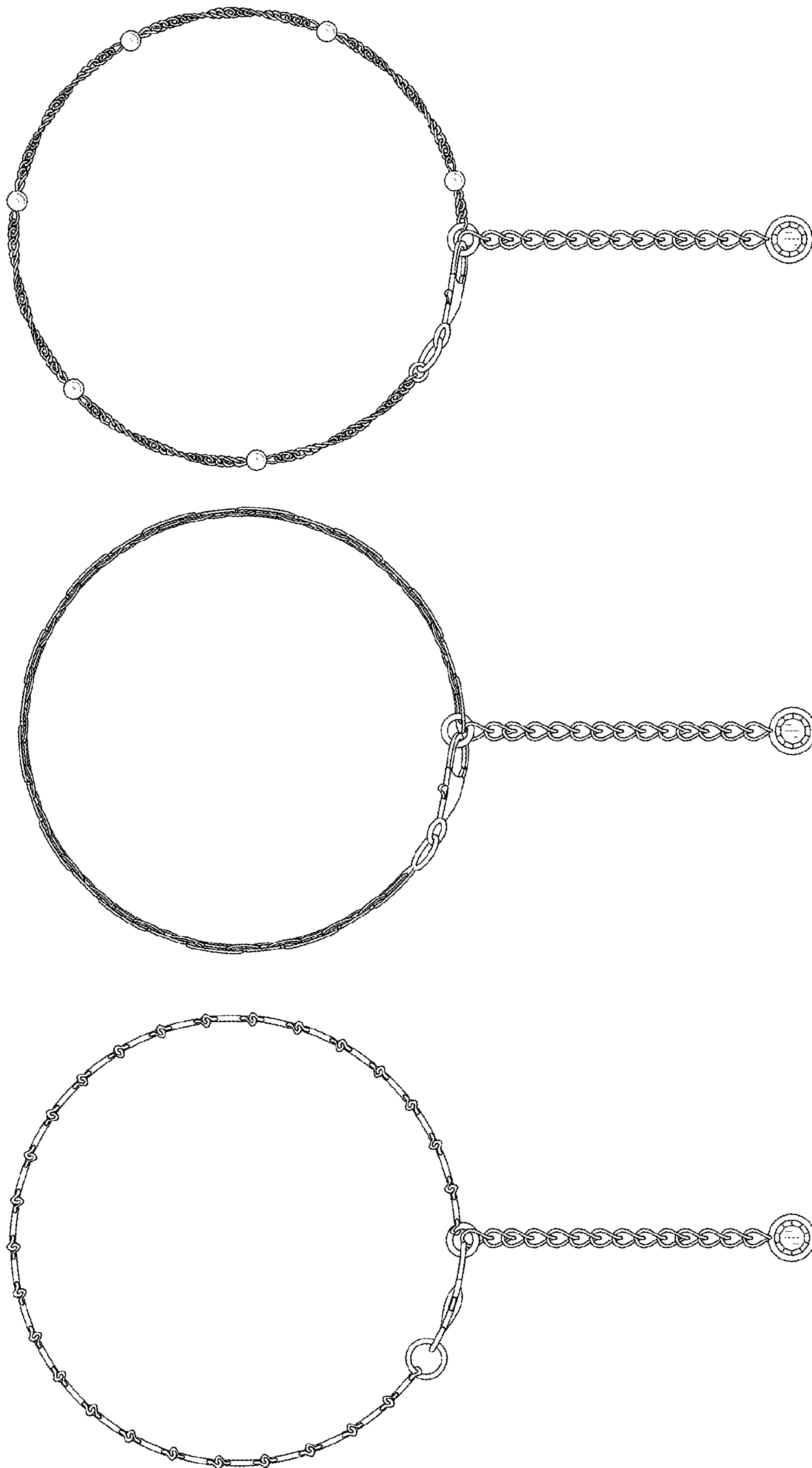


FIG. 2

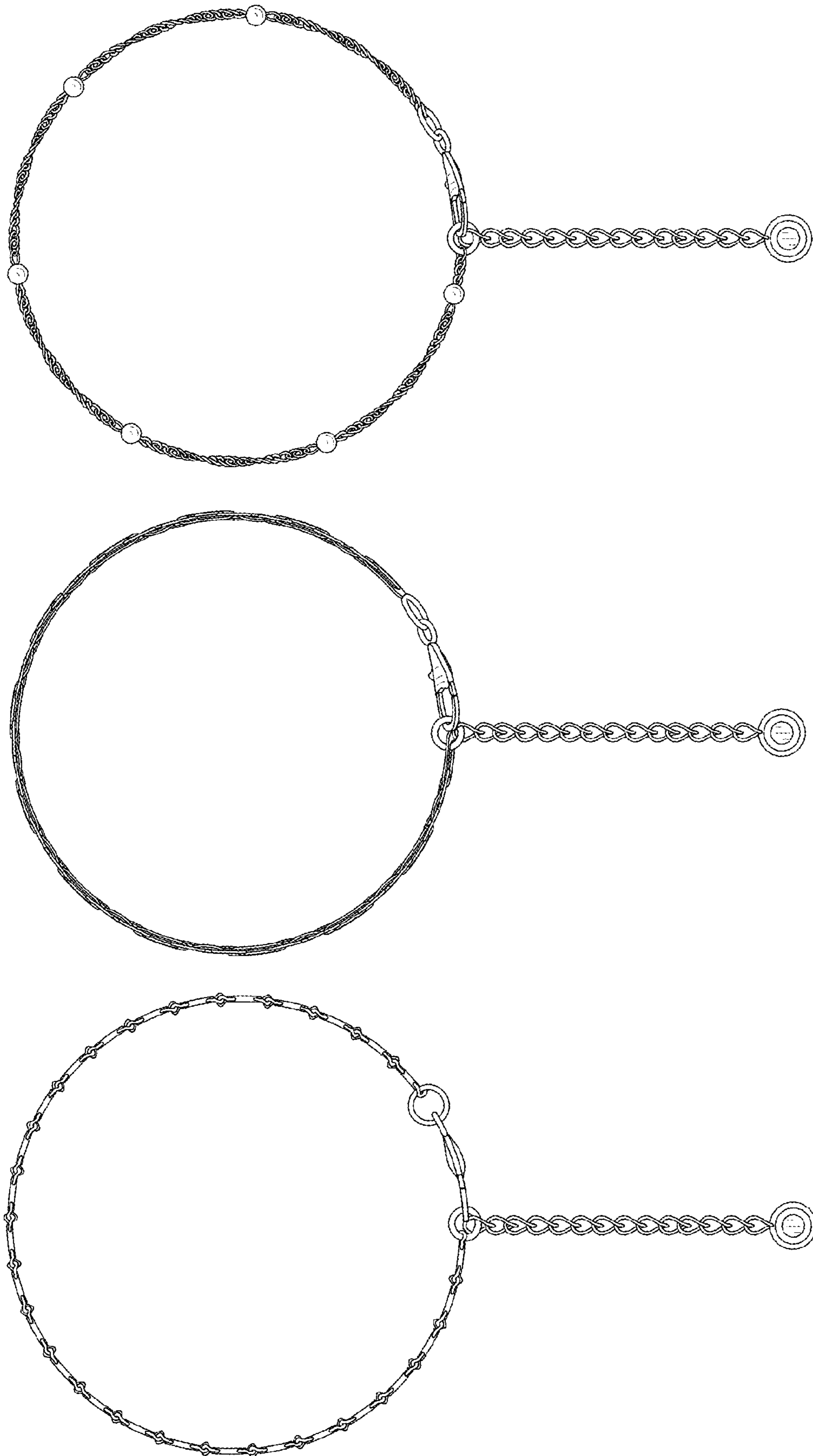


FIG. 3




FIG. 4




FIG. 5




FIG. 6




FIG. 7

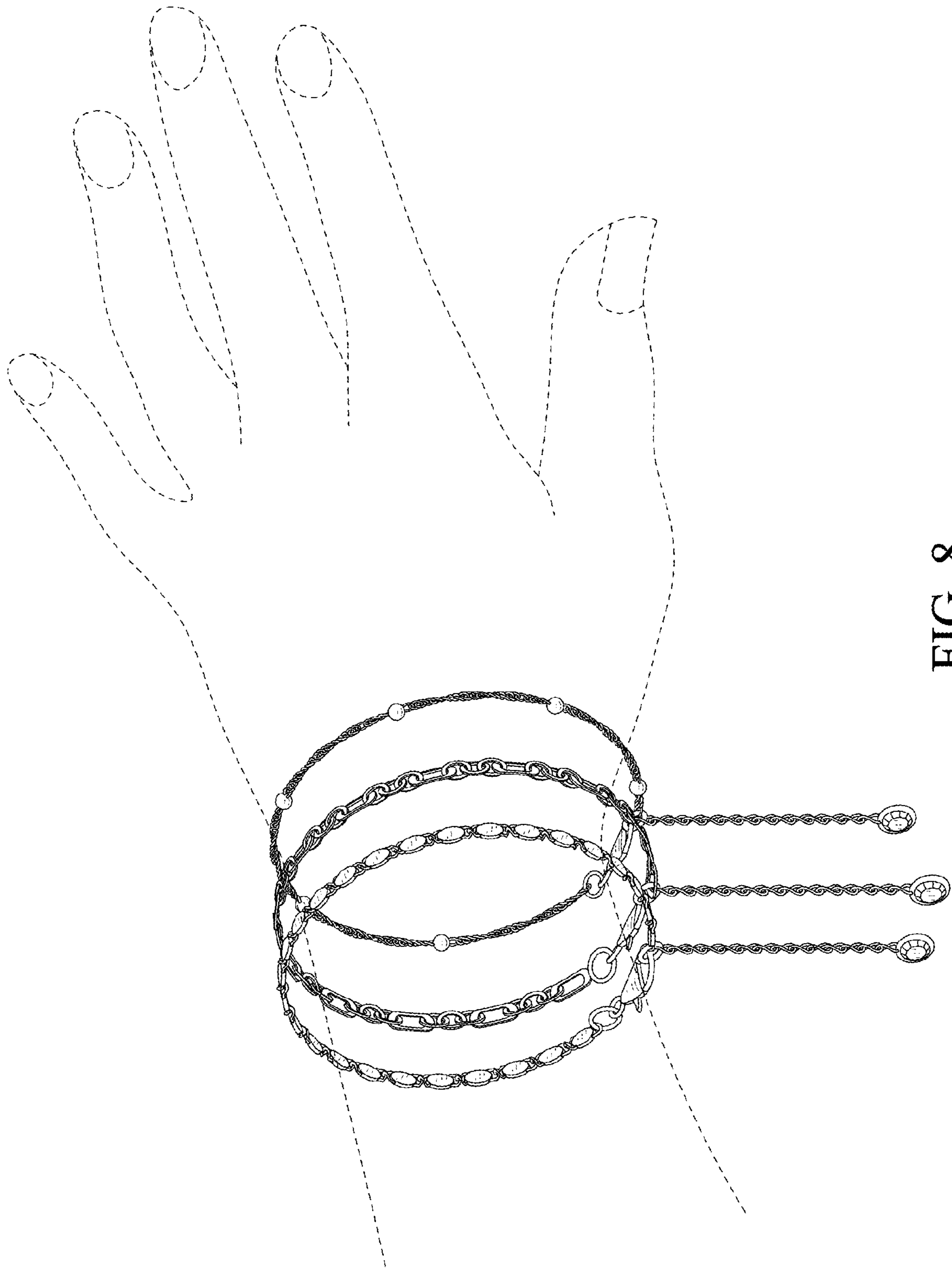


FIG. 8