



US00D966921S

(12) **United States Design Patent** (10) **Patent No.:** **US D966,921 S**
Rao (45) **Date of Patent:** **** Oct. 18, 2022**

(54) **WATCH BAND**
(71) Applicant: **Shenzhen Haishangpo Technology Co., Ltd, Shenzhen (CN)**
(72) Inventor: **Cong Rao, Shenzhen (CN)**
(**) Term: **15 Years**
(21) Appl. No.: **29/833,785**
(22) Filed: **Apr. 7, 2022**
(51) **LOC (13) Cl.** **11-01**
(52) **U.S. Cl.**
USPC **D11/3**
(58) **Field of Classification Search**
USPC D11/1-25, 86, 93, 94; D10/30-39, 70,
D10/46; D24/186, 167; D14/344;
D2/627, 635
CPC G04B 37/1486; G04B 37/16; G04B 37/18;
A44C 5/14; A44C 5/0053; A44C 5/0069;
A44C 5/0076; A44C 5/00; A44C 5/0007;
A44C 5/0015; A44C 5/0023; A44C
5/003; A44C 5/0061; A44C 5/12; A44C
5/147; A44C 5/18; A44C 5/185
See application file for complete search history.

D837,082 S * 1/2019 Akana D11/3
D839,121 S 1/2019 Liu
D840,860 S 2/2019 Zhang
D842,157 S 3/2019 Liu
D854,961 S * 7/2019 Akana D11/3
D856,160 S 8/2019 Yu
D857,542 S * 8/2019 Sun D11/3
D863,094 S * 10/2019 Akana D11/3
D883,837 S * 5/2020 Akana D11/3
D883,840 S 5/2020 Schowalter
D922,894 S * 6/2021 Akana D11/5
D924,717 S * 7/2021 Qin D11/3
D931,751 S * 9/2021 Akana D11/3
D940,583 S * 1/2022 Akana D11/5
D947,053 S * 3/2022 Akana D10/122
D954,585 S * 6/2022 Liu D11/3
D955,254 S * 6/2022 Cai D11/3
D955,255 S * 6/2022 Cai D11/3
D955,256 S * 6/2022 Cao D11/3
D956,609 S * 7/2022 Yang D11/3
D959,317 S * 8/2022 Cai D11/3
2020/0323316 A1 * 10/2020 Lui D04C 1/06

* cited by examiner

Primary Examiner — Melanie Pellegrini
(74) *Attorney, Agent, or Firm* — Rumit Ranjit Kanakia

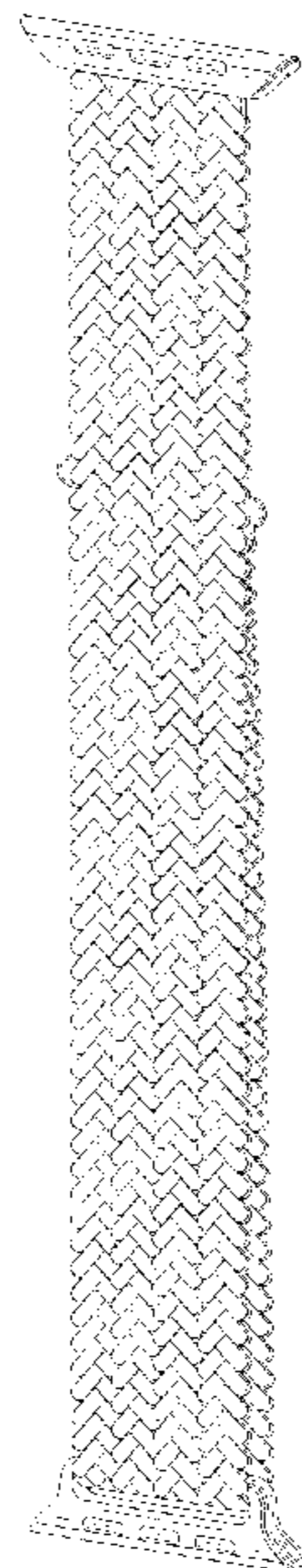
(57) **CLAIM**
I claim the ornamental design for a watch band, as shown and described.

(56) **References Cited**
U.S. PATENT DOCUMENTS
D35,570 S * 1/1902 Sanders D2/635
5,201,789 A * 4/1993 Fontana A44C 5/105
63/4
D402,092 S * 12/1998 Gill D2/894
D489,282 S * 5/2004 Hill D11/3
D695,970 S * 12/2013 Beinke D30/153
D789,822 S * 6/2017 Akana D11/3
D795,121 S * 8/2017 Akana D11/3
D813,076 S * 3/2018 Akana D11/5
D822,525 S * 7/2018 Akana D11/3
D836,477 S 12/2018 Peng

DESCRIPTION

FIG. 1 is a front perspective view of a watch band showing my new design;
FIG. 2 is a front view thereof;
FIG. 3 is a back view thereof;
FIG. 4 is a right-side view thereof;
FIG. 5 is a left-side view thereof;
FIG. 6 is a top view thereof; and,
FIG. 7 is a bottom view thereof.

1 Claim, 7 Drawing Sheets



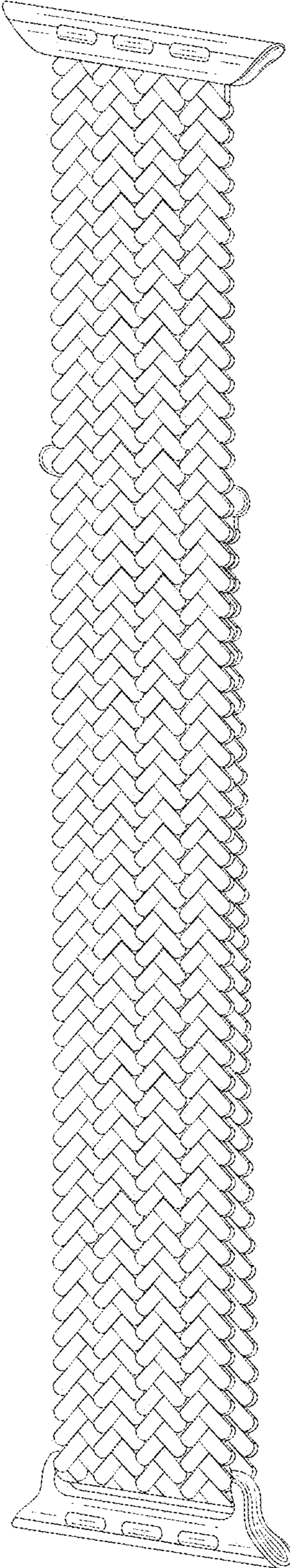


FIG.1




FIG.2




FIG.3



FIG.4

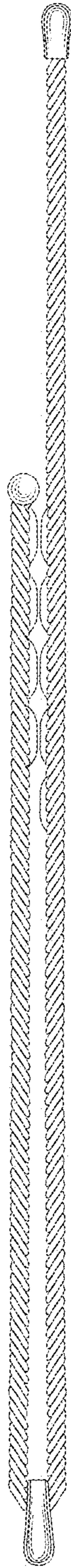


FIG.5




FIG.6




FIG. 7