



US00D966896S

(12) **United States Design Patent**  
**Hanson**

(10) **Patent No.:** **US D966,896 S**

(45) **Date of Patent:** **\*\* Oct. 18, 2022**

(54) **BOTTLE**

(71) Applicant: **FREIXENET, S.A.**, Sant Sadurni d'Anoia (ES)

(72) Inventor: **Nicholas Hanson**, London (GB)

(73) Assignee: **FREIXENET, S.A.**, Sant Sadurni d'Anoia (ES)

(\*\*) Term: **15 Years**

(21) Appl. No.: **29/747,182**

(22) Filed: **Aug. 20, 2020**

(30) **Foreign Application Priority Data**

Feb. 27, 2020 (EM) ..... 007719315

(51) **LOC (13) Cl.** ..... **09-01**

(52) **U.S. Cl.**  
USPC ..... **D9/545; D9/550; D9/556**

(58) **Field of Classification Search**  
USPC ..... D9/500-503, 505, 516, 530, 537-539,  
D9/544-546, 549-550, 553, 555-556,  
D9/558, 575, 715, 719

CPC ..... B65D 1/00; B65D 1/02; B65D 1/0223;  
B65D 1/023; B65D 23/00; B65D  
2501/00; B65D 2501/0009

See application file for complete search history.

(56) **References Cited**

**U.S. PATENT DOCUMENTS**

D28,634 S \* 5/1898 Schilling ..... D9/550  
D67,760 S \* 7/1925 Metropol ..... D9/539  
D99,627 S \* 5/1936 Lorenzen ..... D9/556  
D100,323 S \* 7/1936 Fuerst ..... D9/556

D102,910 S \* 1/1937 Lorenzen ..... D9/556  
D281,862 S \* 12/1985 Bertrand ..... D9/545  
D330,327 S \* 10/1992 Messer ..... D9/500  
D403,969 S \* 1/1999 Rosler ..... D9/556  
D434,985 S \* 12/2000 Colonna ..... D9/500  
D564,883 S \* 3/2008 Rica ..... D9/500  
D576,043 S \* 9/2008 Rica ..... D9/500  
D705,073 S \* 5/2014 Pluta ..... D9/545  
D805,389 S \* 12/2017 Santoro ..... D9/520  
D827,447 S \* 9/2018 Prinz ..... D9/611  
D846,394 S \* 4/2019 Jimenez ..... D9/500  
D852,634 S \* 7/2019 Balletta ..... D9/550  
D859,161 S \* 9/2019 Martini ..... D9/556  
D882,406 S \* 4/2020 Bulfoni ..... D9/500  
D934,693 S \* 11/2021 Pecchioli ..... D9/545

\* cited by examiner

*Primary Examiner* — Dana Meyrow

(74) *Attorney, Agent, or Firm* — Seager, Tufte & Wickhem LLP

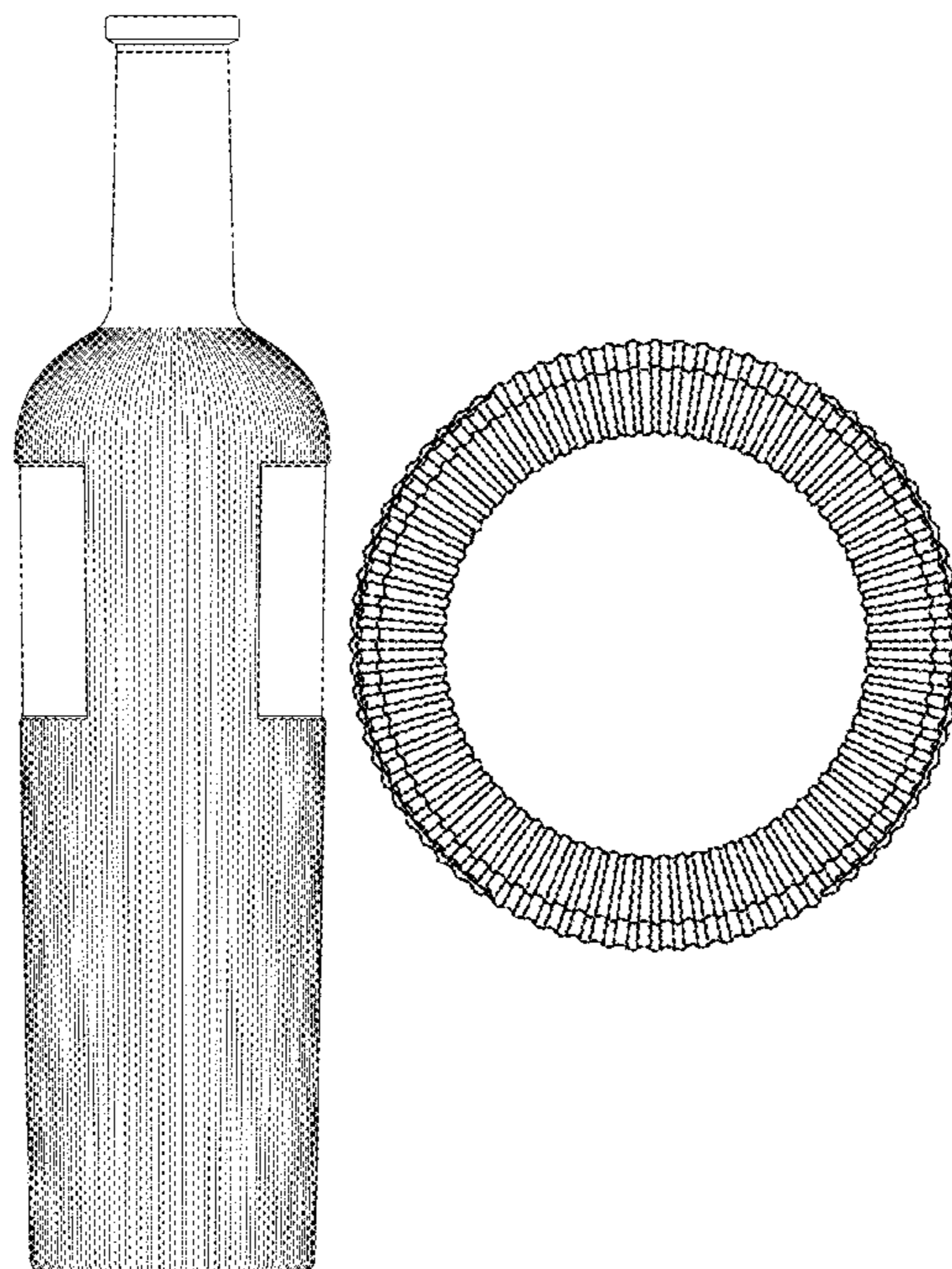
(57) **CLAIM**

The ornamental design for a bottle, as shown and described.

**DESCRIPTION**

FIG. 1 is a front-side view of a bottle;  
FIG. 2 is a back-side view of the bottle of FIG. 1;  
FIG. 3 is a left-side view of the bottle of FIG. 1;  
FIG. 4 is a right-side view of the bottle of FIG. 1;  
FIG. 5 is a top-side plan view of the bottle of FIG. 1;  
FIG. 6 is a bottom-side plan view of the bottle of FIG. 1;  
and,  
FIG. 7 is a top perspective view of the bottle of FIG. 1.  
The portions of the drawings illustrated in dashed lines depict portions of the article that form no part of the claimed design.

**1 Claim, 7 Drawing Sheets**






FIG. 1






FIG. 2

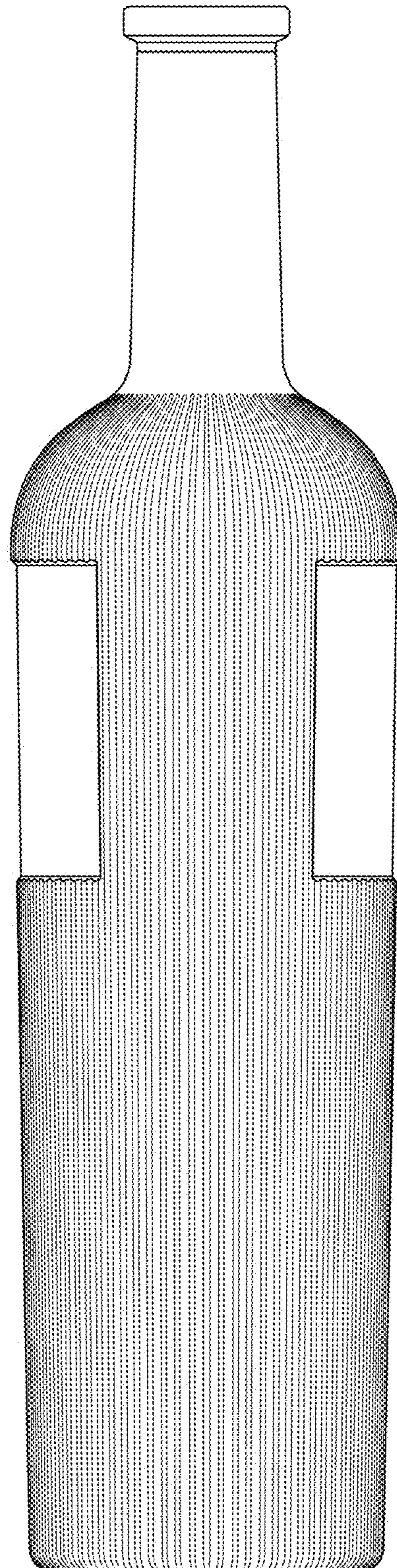


FIG. 3



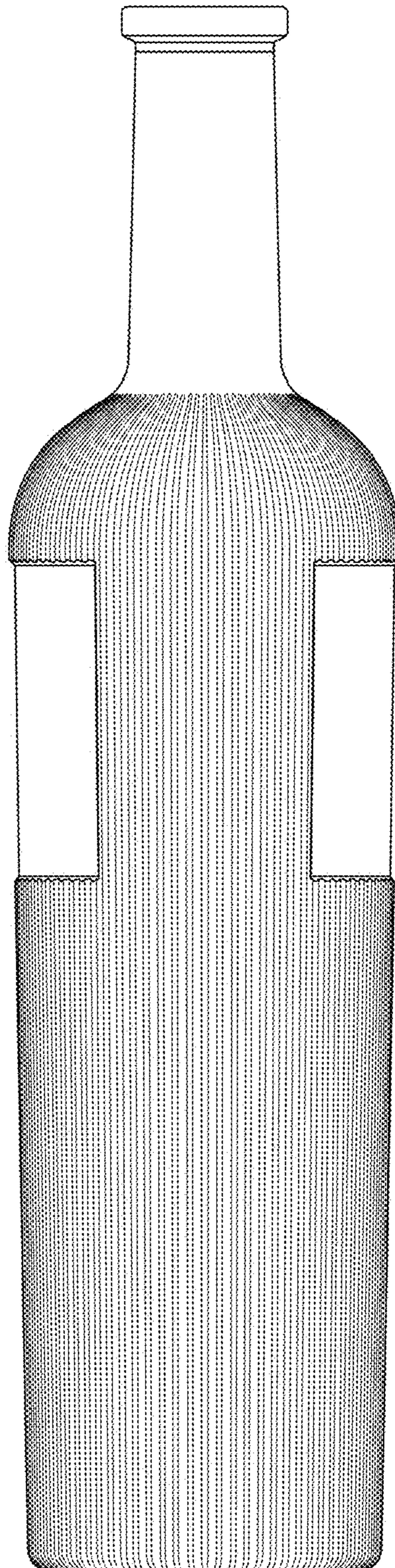


FIG. 4

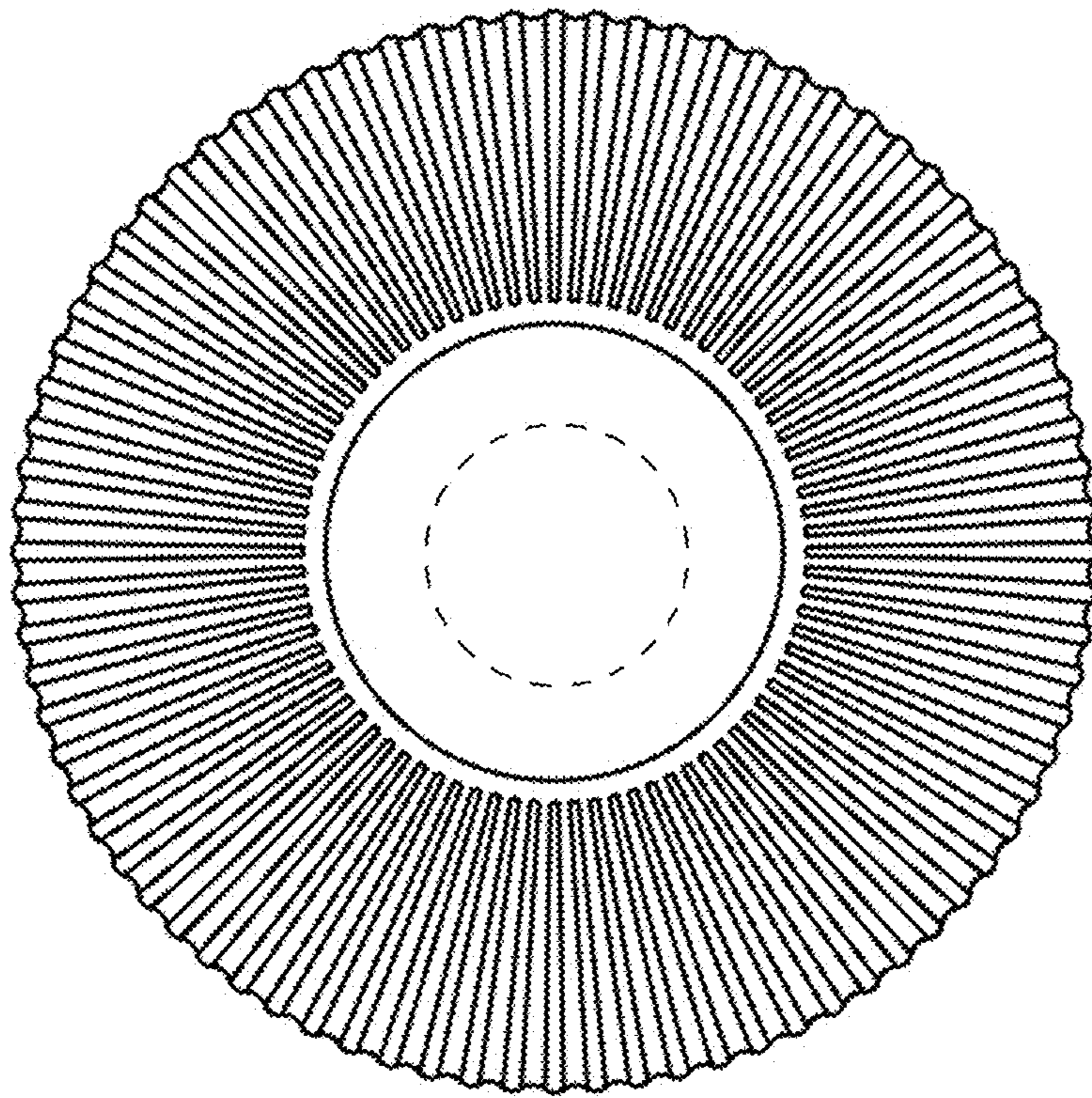


FIG. 5



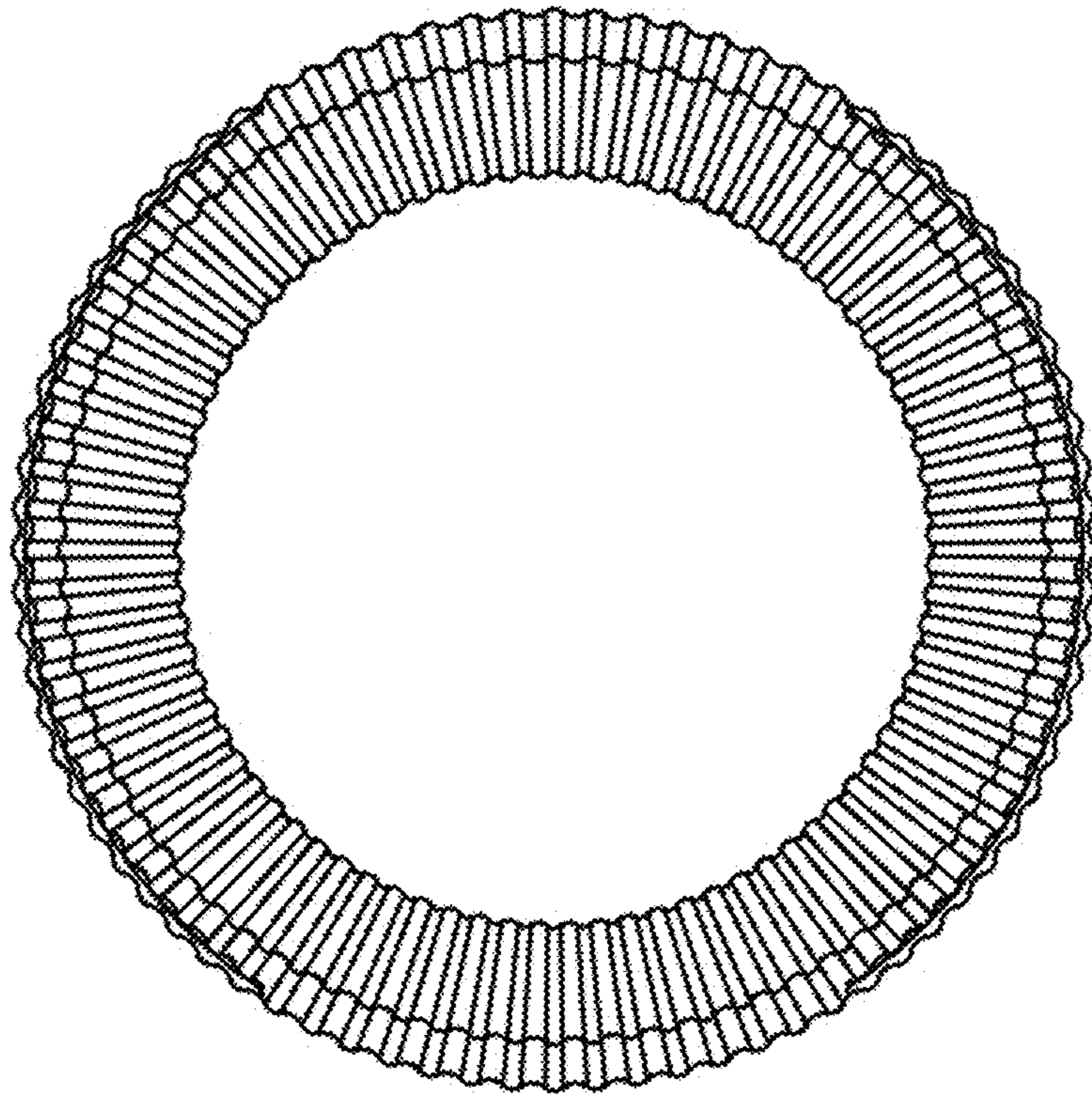


FIG. 6

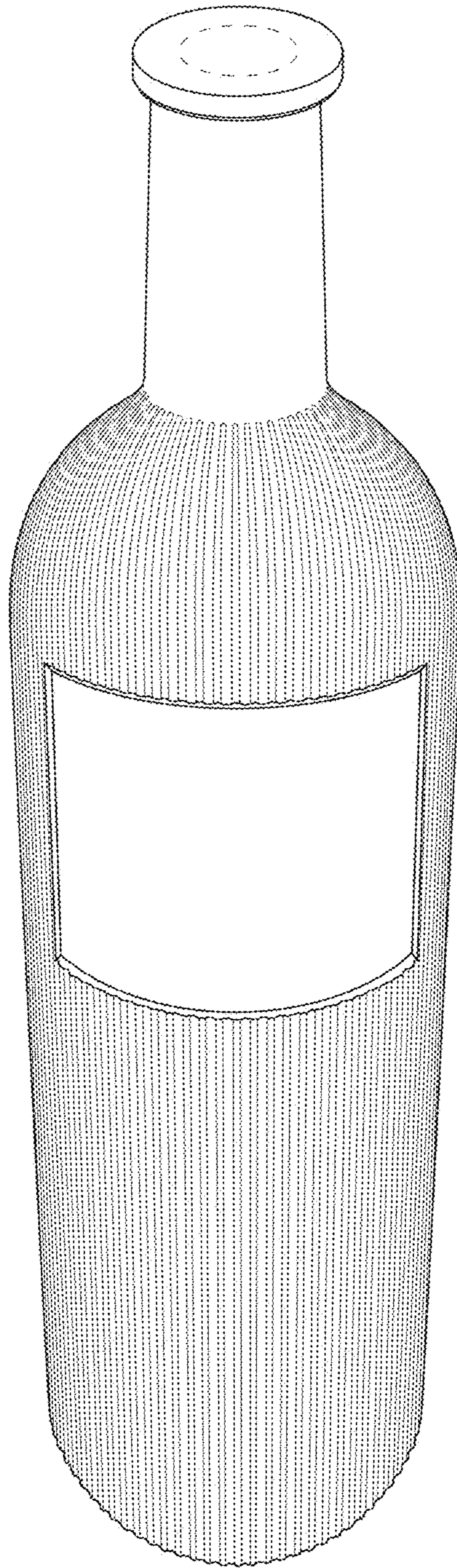


FIG. 7