



US00D966864S

(12) **United States Design Patent**  
**Deusing**

(10) **Patent No.:** **US D966,864 S**

(45) **Date of Patent:** **\*\* \*Oct. 18, 2022**

(54) **DOOR HANDLE FOR SWITCHGEAR CABINET**

(71) Applicant: **RITTAL GMBH & CO. KG**, Herborn (DE)

(72) Inventor: **Marco Deusing**, Herborn (DE)

(73) Assignee: **RITTAL GMBH & CO. KG**, Herborn (DE)

(\* ) Notice: This patent is subject to a terminal disclaimer.

(\*\*) Term: **15 Years**

(21) Appl. No.: **29/709,558**

(22) Filed: **Oct. 15, 2019**

**Related U.S. Application Data**

(62) Division of application No. 35/505,271, filed on Nov. 30, 2017 (U.S. filing date under 35 U.S.C. 384), and having an international filing date of Nov. 30, 2017, now Pat. No. Des. 868,560.

(30) **Foreign Application Priority Data**

May 30, 2017 (EP) ..... 004024388-0001

May 30, 2017 (EP) ..... 004024388-0002

(Continued)

(51) **LOC (13) Cl.** ..... **08-06**

(52) **U.S. Cl.**  
USPC ..... **D8/300; D8/302**

(58) **Field of Classification Search**  
USPC ..... D8/300, 301, 302, 306, 307, 308, 330, D8/331

(Continued)

(56) **References Cited**

**U.S. PATENT DOCUMENTS**

D292,482 S \* 10/1987 Weinerman ..... D8/302

D387,035 S \* 12/1997 Hartel ..... D13/184

D391,143 S \* 2/1998 Jancsek ..... D8/338

D406,040 S \* 2/1999 Kuehn ..... D8/301

D411,433 S \* 6/1999 Swan ..... D8/306

(Continued)

*Primary Examiner* — Deanna L Pratt

(74) *Attorney, Agent, or Firm* — Polsinelli PC

(57) **CLAIM**

The ornament design for a door handle for switchgear cabinet, as shown and described.

**DESCRIPTION**

The file of this application contains at least one drawing executed in color. Copies of this patent with color drawings will be provided by the Office upon request and payment of the necessary fee.

FIG. 1 is a perspective view of the door handle for switchgear cabinet of the first embodiment.

FIG. 2 is an enlarged front view of a door handle for switchgear cabinet of the first embodiment.

FIG. 3 is an enlarged side view of the door handle for switchgear cabinet of the first embodiment.

FIG. 4 is side view of the door handle for switchgear cabinet of the first embodiment.

FIG. 5 is a top view of the door handle for switchgear cabinet of the first embodiment.

FIG. 6 is an enlarged rear view of the door handle for switchgear cabinet of the first embodiment.

FIG. 7 is a bottom view of the door handle for switchgear cabinet of the first embodiment.

FIG. 8 is an enlarged front view of a door handle for switchgear cabinet of the second embodiment.

FIG. 9 is an enlarged rear view of the door handle for switchgear cabinet of the second embodiment.

FIG. 10 is a top view of the door handle for switchgear cabinet of the second embodiment.

FIG. 11 is a perspective view of the door handle for switchgear cabinet of the second embodiment.

FIG. 12 is a side view of the door handle for switchgear cabinet of the second embodiment.

FIG. 13 is a bottom view of the door handle for switchgear cabinet of the second embodiment; and,

FIG. 14 is an enlarged side view of the door handle for switchgear cabinet of the second embodiment.

**1 Claim, 14 Drawing Sheets**  
**(14 of 14 Drawing Sheet(s) Filed in Color)**



(30) Foreign Application Priority Data

May 30, 2017 (EP) ..... 004024388-0003  
May 30, 2017 (EP) ..... 004024388-0004  
May 30, 2017 (EP) ..... 004024388-0005  
May 30, 2017 (EP) ..... 004024388-0006  
May 30, 2017 (EP) ..... 004024388-0007  
May 30, 2017 (EP) ..... 004024388-0008

(58) Field of Classification Search

CPC ..... E05B 13/103  
See application file for complete search history.

(56) References Cited

U.S. PATENT DOCUMENTS

D423,465 S \* 4/2000 Runnalls ..... D14/140.2  
D458,109 S \* 6/2002 Hartel ..... D8/338  
D476,299 S \* 6/2003 Witte ..... D13/184  
D479,241 S \* 9/2003 Witte ..... D14/441  
D496,576 S \* 9/2004 Pickar ..... D8/306  
D504,803 S \* 5/2005 Misner ..... D8/302  
D506,377 S \* 6/2005 Marzolf ..... D8/300  
7,681,424 B2 \* 3/2010 Antonucci ..... E05B 1/0092  
70/279.1  
D629,276 S \* 12/2010 Chelton ..... D8/302  
10,184,268 B2 \* 1/2019 Fink ..... E05B 67/38  
10,553,055 B2 \* 2/2020 Holighaus ..... G07C 9/00714  
D876,922 S \* 3/2020 Deusing ..... D8/302  
D909,174 S \* 2/2021 Beyer ..... D8/330  
D934,049 S \* 10/2021 Deusing ..... D8/302  
D934,652 S \* 11/2021 Deusing ..... D8/302  
D945,854 S \* 3/2022 Griesbach ..... D8/331

\* cited by examiner

FIG. 1



FIG. 2







FIG. 3

FIG. 4






FIG. 5

FIG. 6





FIG. 7




FIG. 8



FIG. 9






FIG. 10

FIG. 11



FIG. 12





FIG. 13






FIG. 14