

US00D966855S

(12) **United States Design Patent** (10) **Patent No.:** **US D966,855 S**
Chen (45) **Date of Patent:** **** Oct. 18, 2022**

(54) **TOOL DISPLAY BOARD**
(71) Applicant: **MING SHIN TOOLS CO., LTD.,**
Taichung (TW)
(72) Inventor: **Yung-Shun Chen,** Taichung (TW)
(73) Assignee: **MING SHIN TOOLS CO., LTD.,**
Taichung (TW)
(**) Term: **15 Years**
(21) Appl. No.: **29/738,108**
(22) Filed: **Jun. 15, 2020**
(51) **LOC (13) Cl.** **08-05**
(52) **U.S. Cl.**
USPC **D8/71**
(58) **Field of Classification Search**
USPC D8/71, 380, 499
CPC . B25H 3/00; B25H 3/003; B25H 3/04; B25H
3/06
See application file for complete search history.

D863,017 S * 10/2019 Mefferd D8/71
D915,856 S * 4/2021 Chen D8/71
D945,847 S * 3/2022 Chen D3/319
2009/0145865 A1 * 6/2009 Yu B25H 3/003
700/95
2009/0183607 A1 * 7/2009 Johnson B25G 1/007
206/349

(Continued)

OTHER PUBLICATIONS

“Cool Tools from Crescent Tool”, Nov. 30, 2016, YouTube.com, site visited Mar. 7, 2022: https://www.youtube.com/watch?v=W3FrFu_nd-k (Year: 2016).*

(Continued)

Primary Examiner — Jack Reickel
Assistant Examiner — Michael A Kervin
(74) *Attorney, Agent, or Firm* — Muncy, Geissler, Olds & Lowe, P.C.

(57) **CLAIM**

The ornamental design for a tool display board, as shown and described.

DESCRIPTION

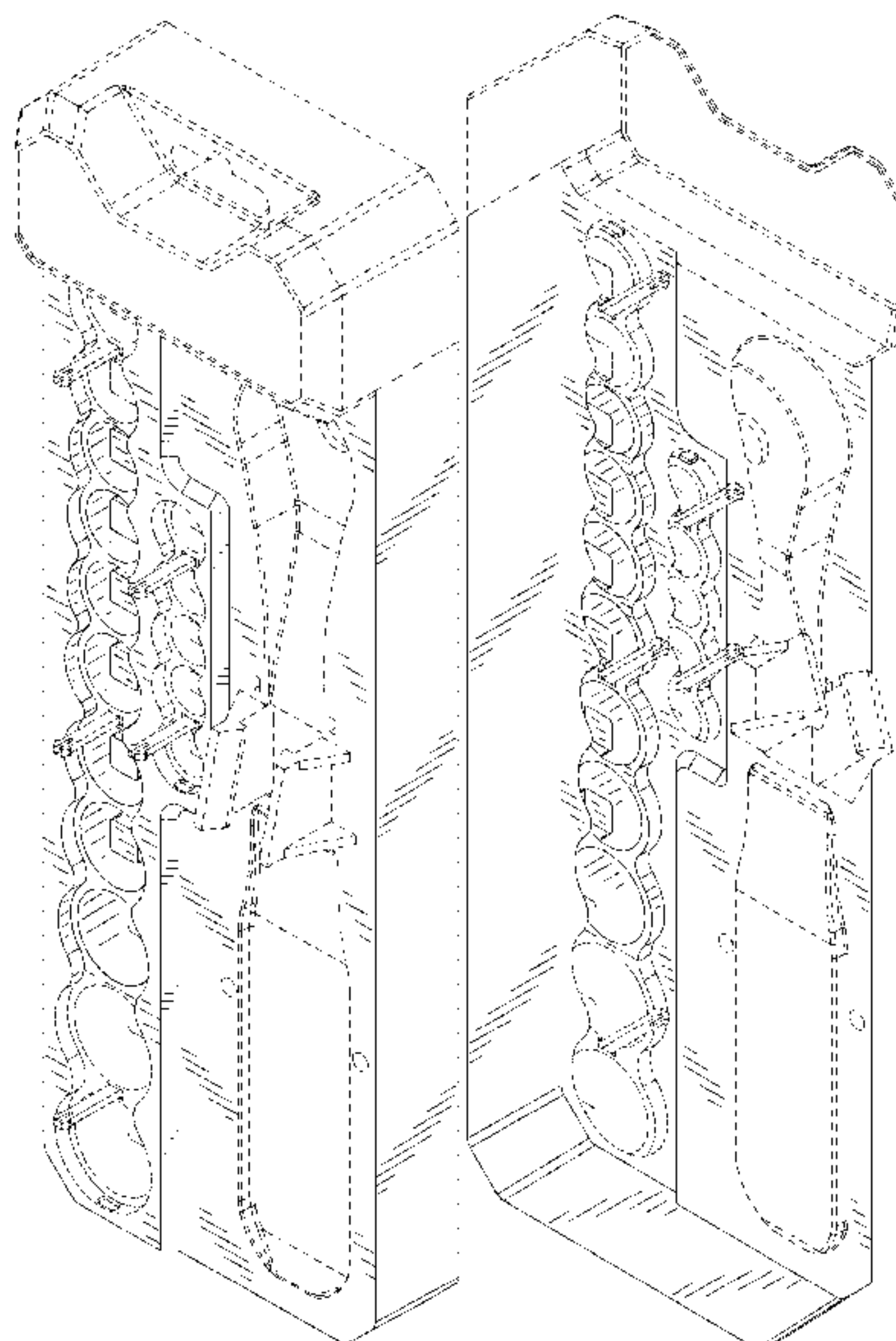
FIG. 1 is a top, front, right perspective view of a tool display board showing my new design; FIG. 2 is a front elevational view thereof; FIG. 3 is a rear elevational view thereof; FIG. 4 is a left side view thereof; FIG. 5 is a right side view thereof; FIG. 6 is a top plan view thereof; FIG. 7 is a bottom plan view thereof; and, FIG. 8 is a bottom, front, left perspective view thereof. The broken lines in the drawings illustrate portions of the tool display board which form no part of the claimed design. The dot-dashed line in the figures defines the boundary of claimed design and forms no part of the claimed design.

1 Claim, 6 Drawing Sheets

(56) **References Cited**

U.S. PATENT DOCUMENTS

D320,730 S * 10/1991 Ediger D8/71
D651,883 S * 1/2012 Huang D8/71
D652,280 S * 1/2012 Huang D8/71
D710,668 S * 8/2014 Wu D8/71
8,875,884 B1 * 11/2014 Lee B25H 3/04
206/378
D727,708 S * 4/2015 Kokke D3/315
D730,053 S * 5/2015 Ou D3/315
D730,054 S * 5/2015 Ou D3/315
D730,055 S * 5/2015 Ou D3/315
9,180,590 B1 * 11/2015 Ou B65D 71/00
D754,532 S * 4/2016 Cho D9/415
D771,945 S * 11/2016 Ou D3/315
9,572,437 B1 * 2/2017 Ou A47F 7/024
D785,430 S * 5/2017 Ou D8/71
D824,232 S * 7/2018 Shih D8/71



(56)

References Cited

U.S. PATENT DOCUMENTS

2010/0170817 A1* 7/2010 Wu B25H 3/04
206/378
2015/0165615 A1* 6/2015 Lee B25H 3/003
206/349
2016/0107306 A1* 4/2016 Ou B25H 3/003
206/349
2016/0354921 A1* 12/2016 Ou B65D 25/28
2017/0001298 A1* 1/2017 Ou B25H 3/003
2017/0066123 A1* 3/2017 Shih B25H 3/003
2017/0144295 A1* 5/2017 Ou B25H 3/003
2020/0230801 A1* 7/2020 Moradi B25H 3/003

OTHER PUBLICATIONS

“Egofine 12pcs ¼ Inch Ratchet Socket Wrench Set”, Jan. 9, 2019,
Amazon.com, site visited Mar. 7, 2022: [https://www.amazon.com/
Egofine-Ratchet-Sockets-Released-Extension/dp/B07D8DVJW6](https://www.amazon.com/Egofine-Ratchet-Sockets-Released-Extension/dp/B07D8DVJW6) (Year:
2019).*

* cited by examiner

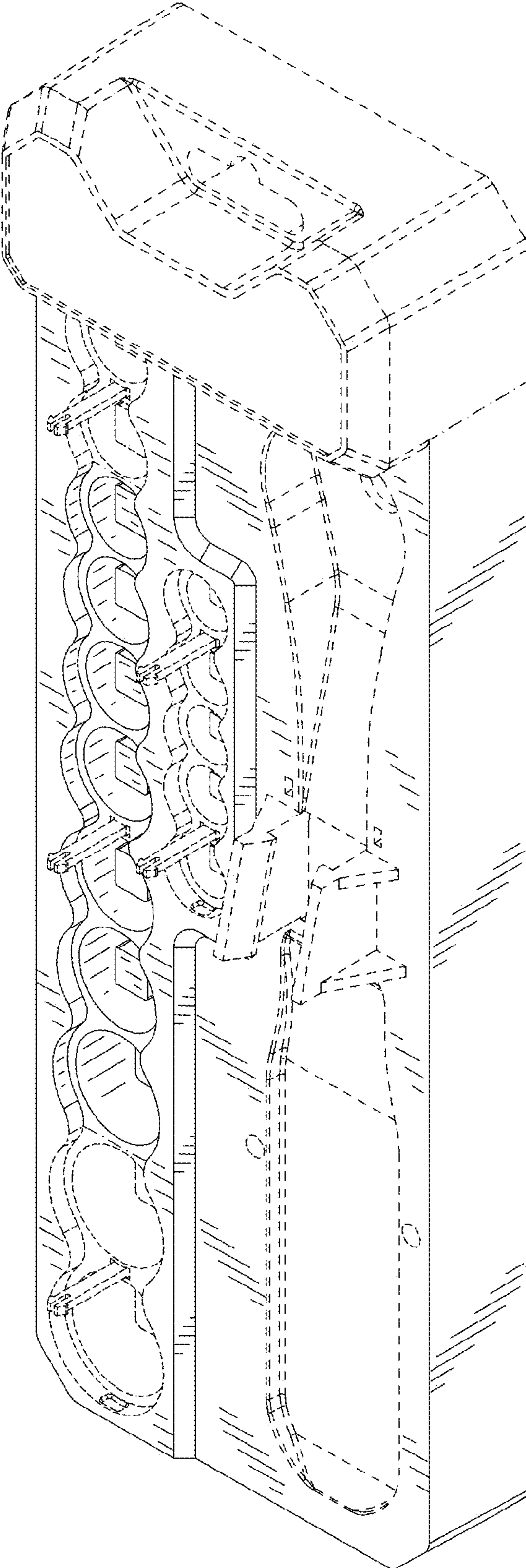


FIG. 1

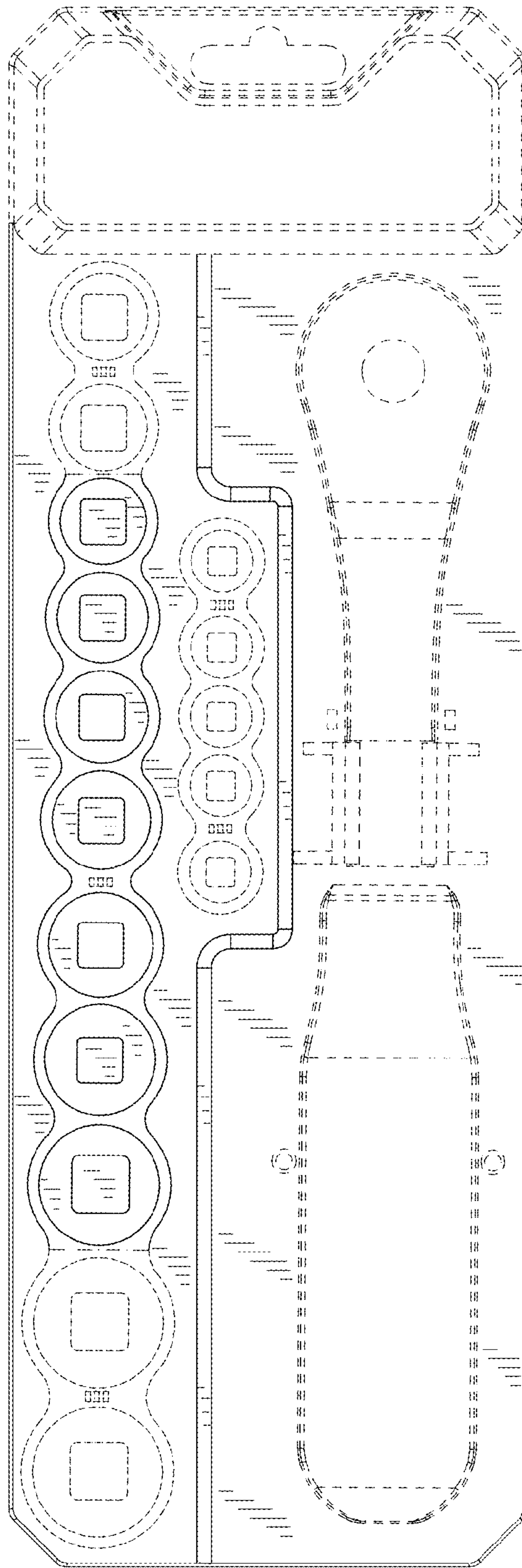


FIG. 2

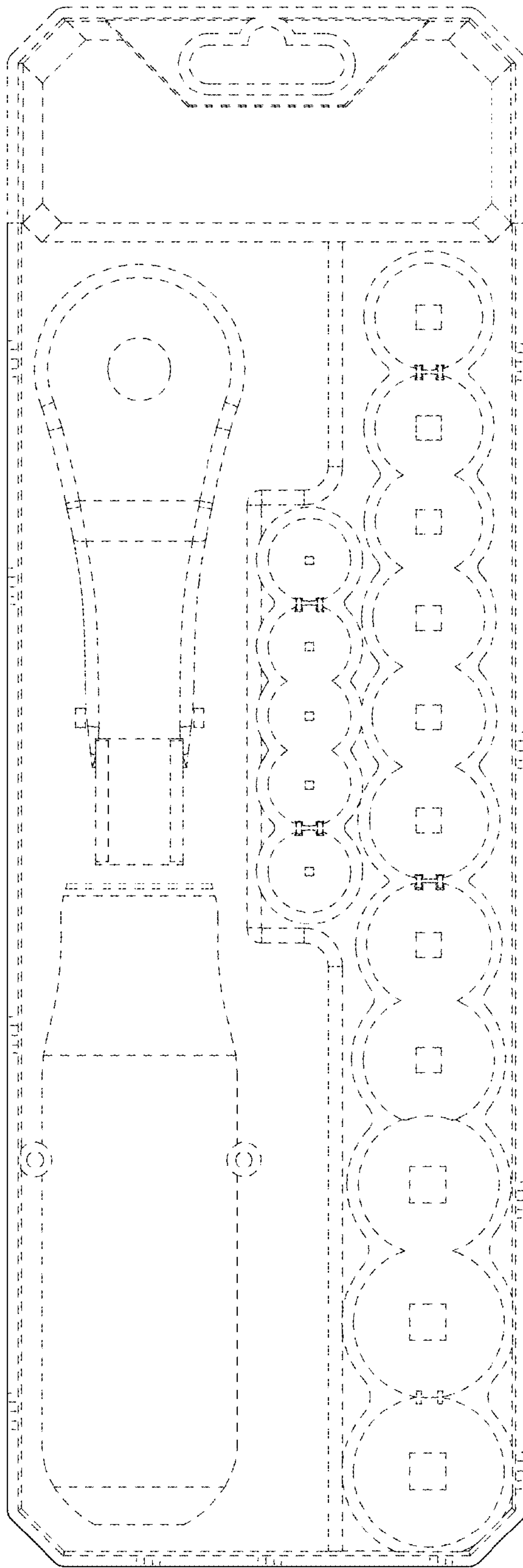


FIG. 3

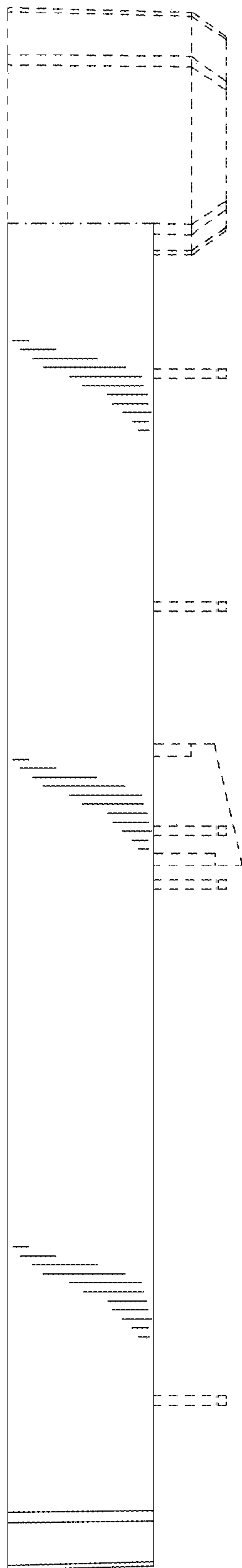


FIG. 4

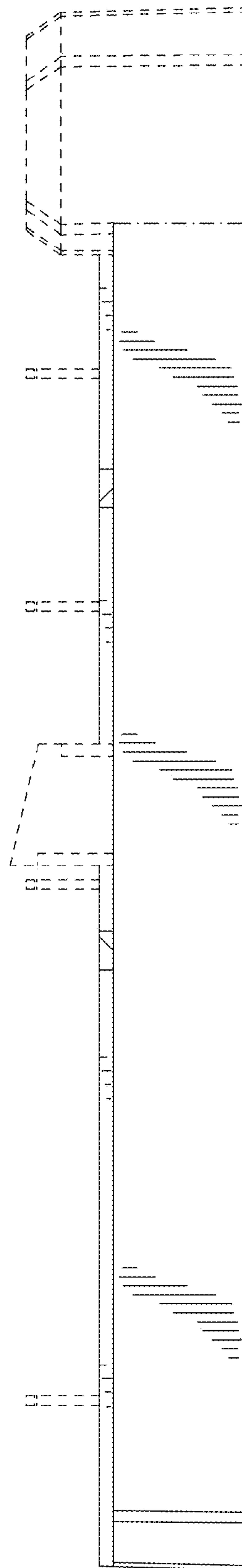


FIG. 5

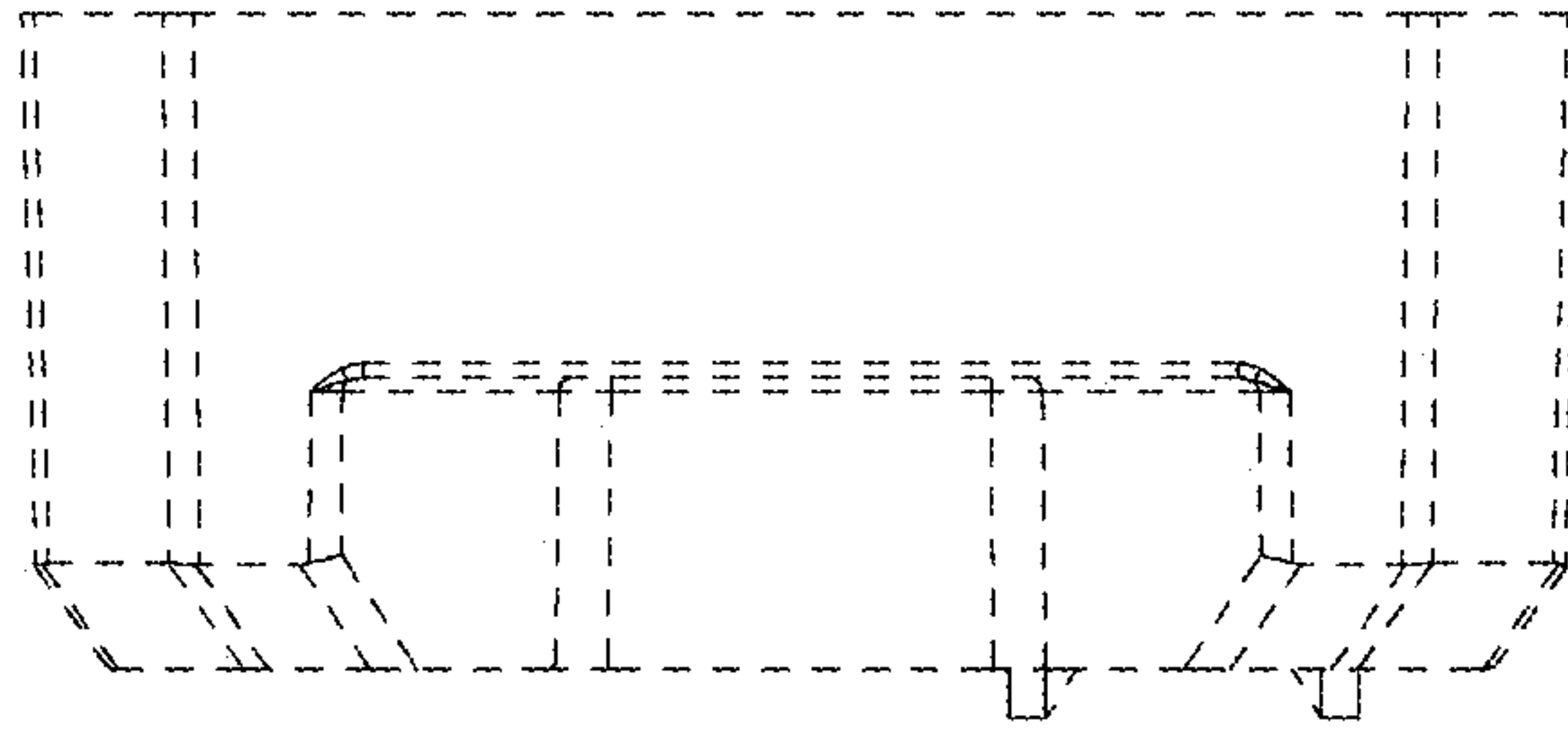


FIG. 6

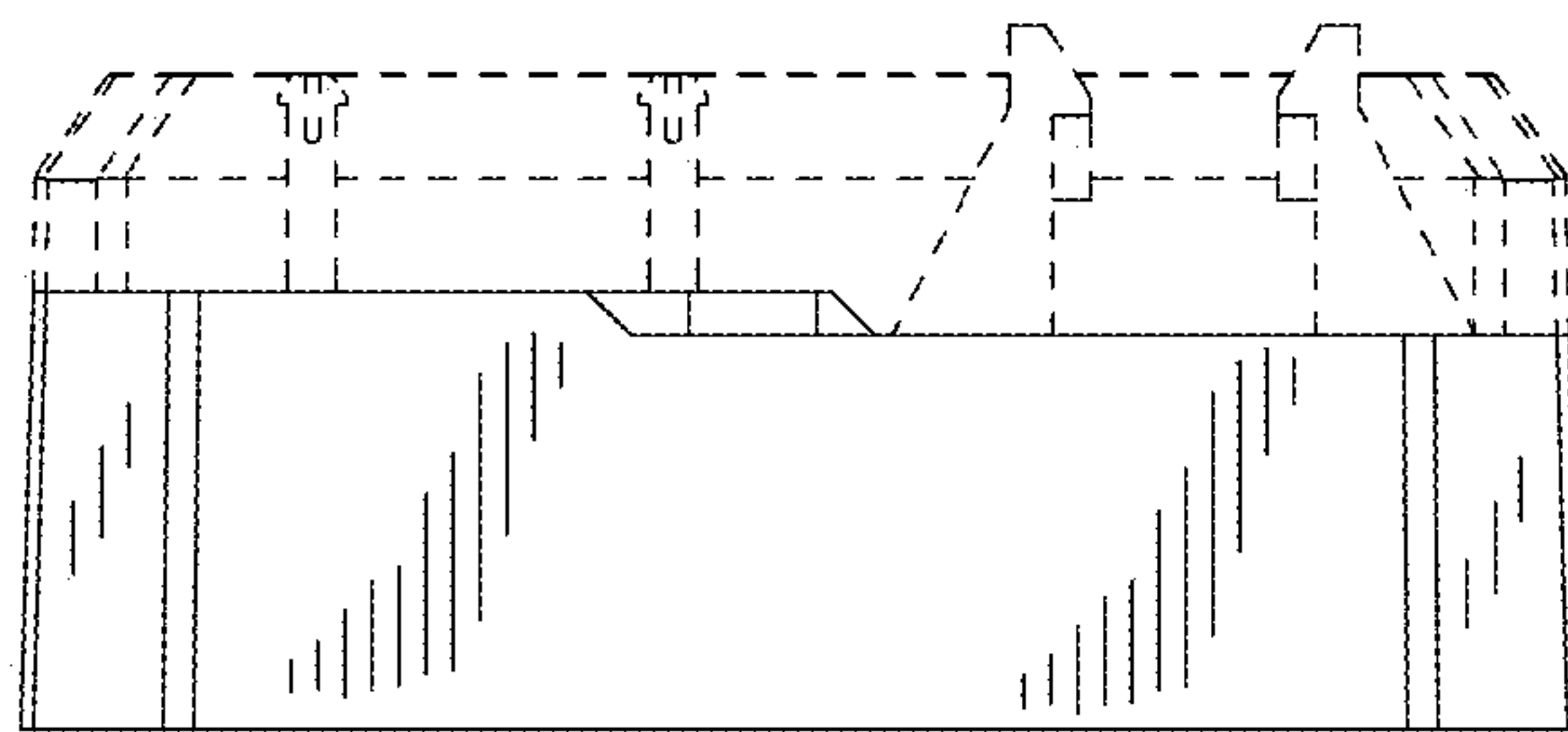


FIG. 7

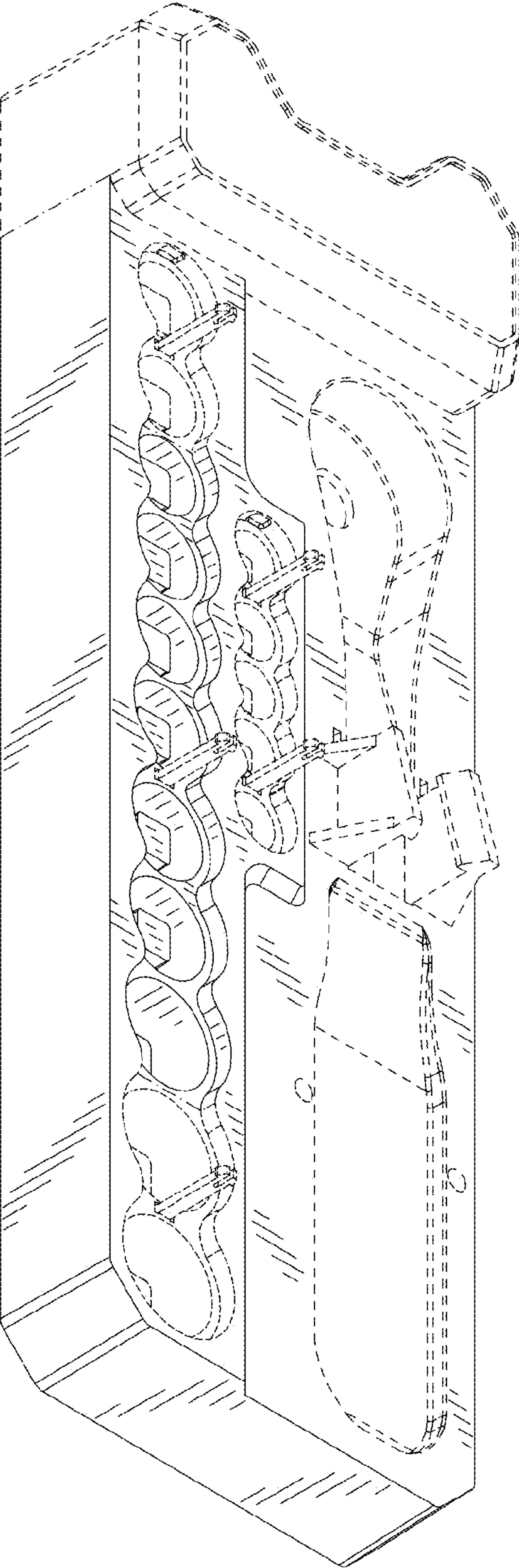


FIG. 8