



US00D966854S

(12) **United States Design Patent**
Westover

(10) **Patent No.:** **US D966,854 S**
(45) **Date of Patent:** **** Oct. 18, 2022**

- (54) **PROTECTIVE LAYER REMOVAL APPARATUS**
- (71) Applicant: **Ryan Westover**, St. Augustine, FL (US)
- (72) Inventor: **Ryan Westover**, St. Augustine, FL (US)
- (**) Term: **15 Years**
- (21) Appl. No.: **29/750,130**
- (22) Filed: **Sep. 11, 2020**

- 7,793,398 B2 * 9/2010 Dumortier E04F 21/32
15/93.1
- 8,607,673 B2 * 12/2013 Marson B25B 23/0035
81/177.85
- 8,826,544 B1 * 9/2014 Savage, Jr. B26B 5/00
30/167
- 8,893,372 B2 * 11/2014 Fanourgiakis B25D 17/005
81/177.85
- D793,831 S * 8/2017 Russell D8/70
- D793,832 S * 8/2017 Russell D8/70
- D793,833 S * 8/2017 Russell D8/70
- D934,667 S * 11/2021 Oggier, III D8/382
- D937,064 S * 11/2021 Holub E04B 1/4157
D8/70

(Continued)

Related U.S. Application Data

- (63) Continuation-in-part of application No. 15/997,165, filed on Jun. 4, 2018, now Pat. No. 10,800,150.
- (51) **LOC (13) Cl.** **08-05**
- (52) **U.S. Cl.**
USPC **D8/70**
- (58) **Field of Classification Search**
USPC D8/70, 71, 85, 86, 349, 359, 382, 387,
D8/394, 397; D15/138, 139; D22/134,
D22/137, 138, 140, 141; D3/24, 25
CPC B25B 15/00; B25B 23/0035; B25B 23/12;
B25B 23/0028; B25B 23/00; B25B 23/10;
B25B 23/08; B25F 1/003; B25G 1/066;
B32B 43/006; B32B 38/10; B08B 1/005
See application file for complete search history.

(56) **References Cited**

U.S. PATENT DOCUMENTS

- 4,899,431 A * 2/1990 Borntrager B25B 31/00
29/244
- 6,862,968 B1 * 3/2005 Ogston B23D 67/04
156/763
- 7,082,686 B2 * 8/2006 Anderson B26B 3/08
30/169
- D548,030 S * 8/2007 Hertel D8/29
- D616,275 S * 5/2010 Kang D8/70
- 7,726,664 B2 * 6/2010 Peters B23B 31/005
279/23.1

OTHER PUBLICATIONS

“Heavy Duty Mason Chisel with Hand Guard, Flat End Chisels, Demolishing/Masonry/Carving/Concrete Breaker Chise.” Amazon., Aug. 3, 2021 [online], [retrieved on Jun. 17, 2022], Retrieved from the Internet <URL: https://www.amazon.com/Chisels-Demolishing-Masonry-Concrete-Bi-Material/dp/B09BQ4KZGY/ref=sr_1_15?crd=16PUZB273KUFU&keywords=chisel%2Battachment&qid=1655477880&prefix=chisel%2Battachment%2Caps%2C113&sr=8-15&th=1>.*

Primary Examiner — Darlington Ly
(74) *Attorney, Agent, or Firm* — Trace H. Jackson


(57) **CLAIM**

The ornamental design for a protective layer removal apparatus, as shown and described.

DESCRIPTION

FIG. 1 is a front elevation view of a protective layer removal apparatus embodying my new design; FIG. 2 is a left side elevation view thereof; FIG. 3 is a left side perspective view thereof; FIG. 4 is a bottom perspective view thereof; FIG. 5 is a top plan view thereof; and, FIG. 6 is a bottom plan view thereof.

1 Claim, 6 Drawing Sheets



(56)

References Cited

U.S. PATENT DOCUMENTS

D953,136 S * 5/2022 Tipton D8/70
2013/0272809 A1* 10/2013 Childers, Jr B23B 51/00
83/13
2018/0345645 A1* 12/2018 Westover B32B 43/006
2019/0032693 A1* 1/2019 Holub E04B 1/4157
2019/0170175 A1* 6/2019 Cousineau B23B 51/0045
2019/0275653 A1* 9/2019 Nguyen F16B 13/002

* cited by examiner




FIG.1




FIG.2




FIG.3

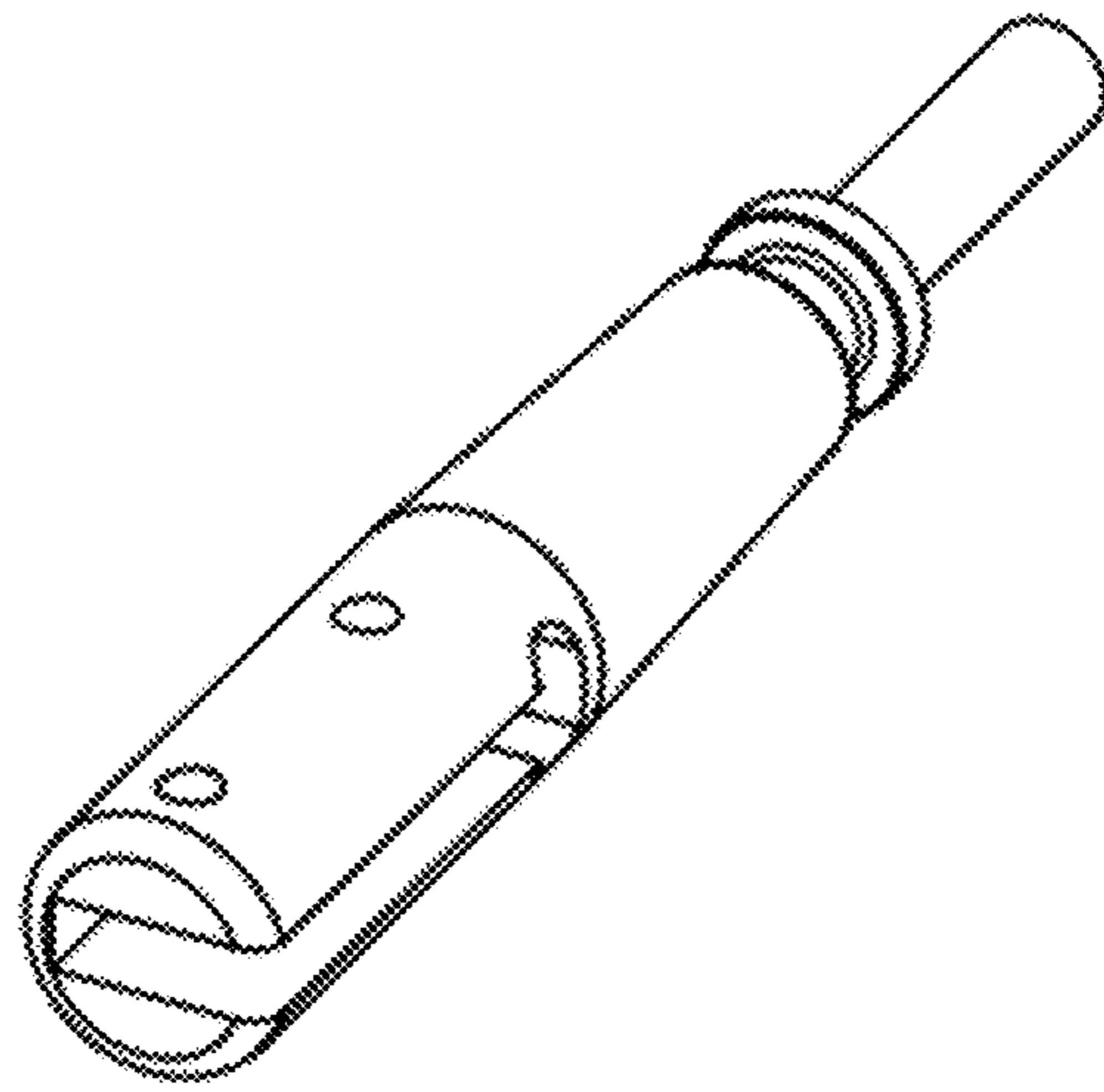


FIG.4

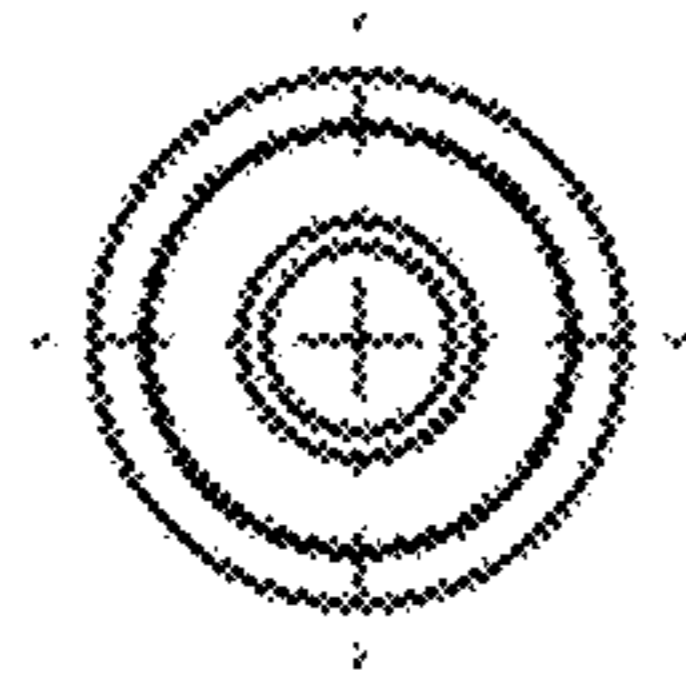


FIG. 5

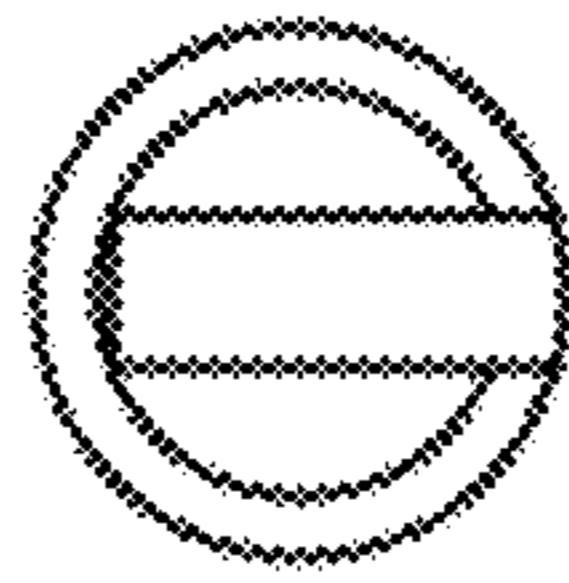


FIG. 6