

US00D966852S

(12) **United States Design Patent** (10) **Patent No.:** **US D966,852 S**  
**Steen et al.** (45) **Date of Patent:** **\*\* Oct. 18, 2022**

(54) **TONGUE-IN-GROOVE PLIERS**

FOREIGN PATENT DOCUMENTS

(71) Applicant: **APEX BRANDS, INC.**, Apex, NC (US)

WO WO-2021206951 A \* 10/2021

(72) Inventors: **Noah Thomas Steen**, Apex, NC (US);  
**Kelsey David Gilmore**, Fuquay-Varina, NC (US); **Zhihong Fu**, Cary, NC (US)

OTHER PUBLICATIONS

Office Action from related Australian Application No. 2019417576 dated Jul. 5, 2021.

(Continued)

(73) Assignee: **Apex Brands, Inc.**, Apex, NC (US)

*Primary Examiner* — Deanna L Pratt

(\*\*) Term: **15 Years**

(74) *Attorney, Agent, or Firm* — Burr & Forman LLP

(21) Appl. No.: **29/718,010**

(57) **CLAIM**

The ornamental design for a pliers, as shown and described.

(22) Filed: **Dec. 20, 2019**

**DESCRIPTION**

(51) **LOC (13) Cl.** ..... **08-05**

(52) **U.S. Cl.**  
USPC ..... **D8/52**

(58) **Field of Classification Search**  
USPC ..... D8/51-60  
CPC ..... B25B 7/10  
See application file for complete search history.

FIG. 1 is a perspective view of a tongue-in-groove pliers in accordance with an embodiment of the present invention; FIG. 2 is a left side view of the tongue-in-groove pliers of FIG. 1; FIG. 3 is a right side view of the tongue-in-groove pliers of FIG. 1; FIG. 4 is a top view of the tongue-in-groove pliers of FIG. 1; FIG. 5 is a bottom view of the tongue-in-groove pliers of FIG. 1; FIG. 6 is a front view of the tongue-in-groove pliers of FIG. 1; FIG. 7 is a front view of the tongue-in-groove pliers of FIG. 1; FIG. 8 is an isolated perspective view of a first half of the tongue-in-groove pliers of FIG. 1; and, FIG. 9 is an isolated perspective view of a second half of the tongue-in-groove pliers of FIG. 1.

The broken lines of the tongue-in-groove pliers in FIGS. 1-9 are illustrative of portions of the pliers that form no part of the claimed design.

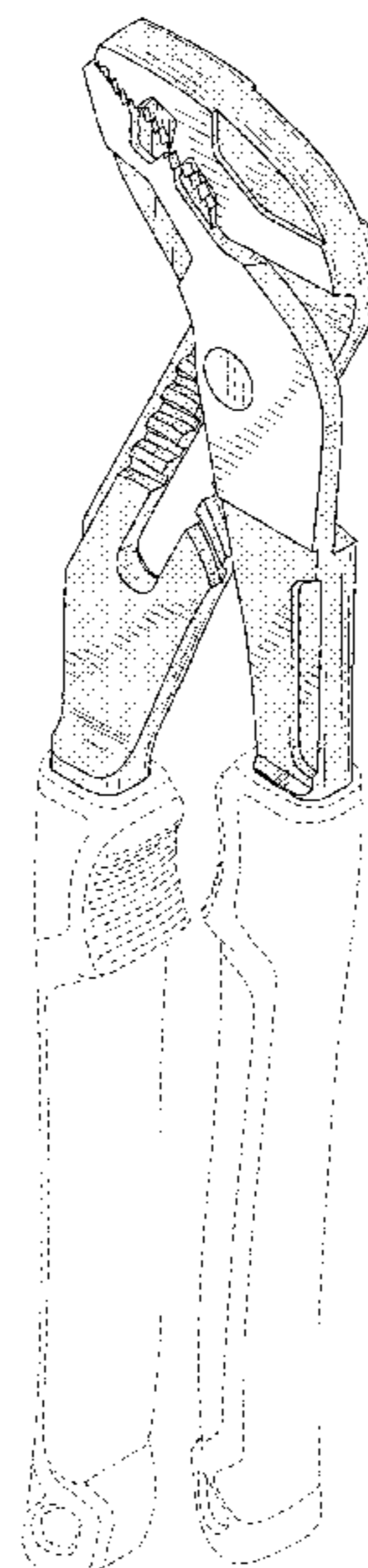
(56) **References Cited**

U.S. PATENT DOCUMENTS

3,894,451	A *	7/1975	Putsch	.....	B25B 13/505
					D8/52
D398,497	S *	9/1998	Gomas	.....	D8/52
D418,030	S *	12/1999	Khachatoorian	.....	D8/52
6,199,459	B1	3/2001	Azkona		
D457,040	S *	5/2002	Hirschfeld	.....	D8/4
D543,812	S *	6/2007	Buray	.....	D8/52
D588,890	S *	3/2009	Picaza Ibarondo	.....	D8/52
D589,315	S *	3/2009	Herrmann	.....	D8/52
D845,098	S *	4/2019	Moyer	.....	D8/52
10,583,541	B2 *	3/2020	Bridges	.....	B25B 7/04
10,744,622	B2 *	8/2020	Herrmann	.....	B25B 7/10
2003/0233915	A1	12/2003	Takasaki		
2004/0016325	A1	1/2004	Smith		

(Continued)

**1 Claim, 7 Drawing Sheets**



(56)

**References Cited**

U.S. PATENT DOCUMENTS

2009/0178518 A1 7/2009 Buchanan et al.

OTHER PUBLICATIONS

Office Action from related Canadian Application No. 3125322 dated Aug. 19, 2021.

Office Action from Chinese Application No. 201980086813.8 dated Oct. 11, 2021.

International Search Report and Written Opinion from International application No. PCT/US2019/067802 dated Apr. 1, 2020.

\* cited by examiner

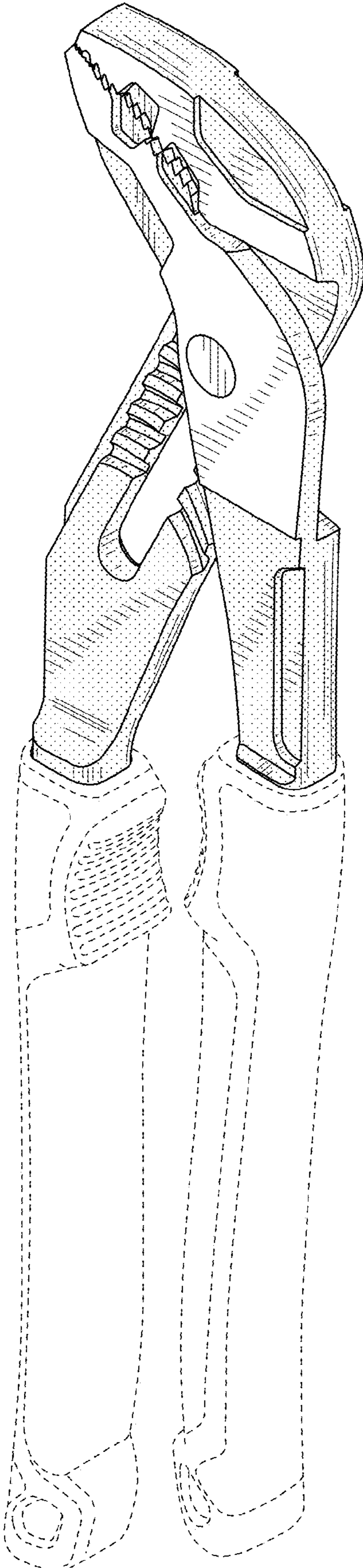


FIG. 1

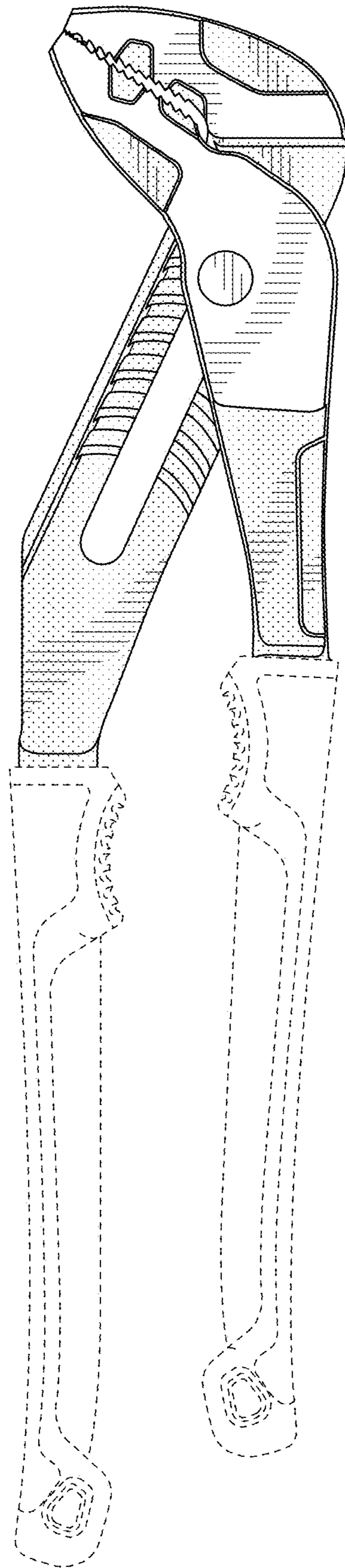


FIG. 2

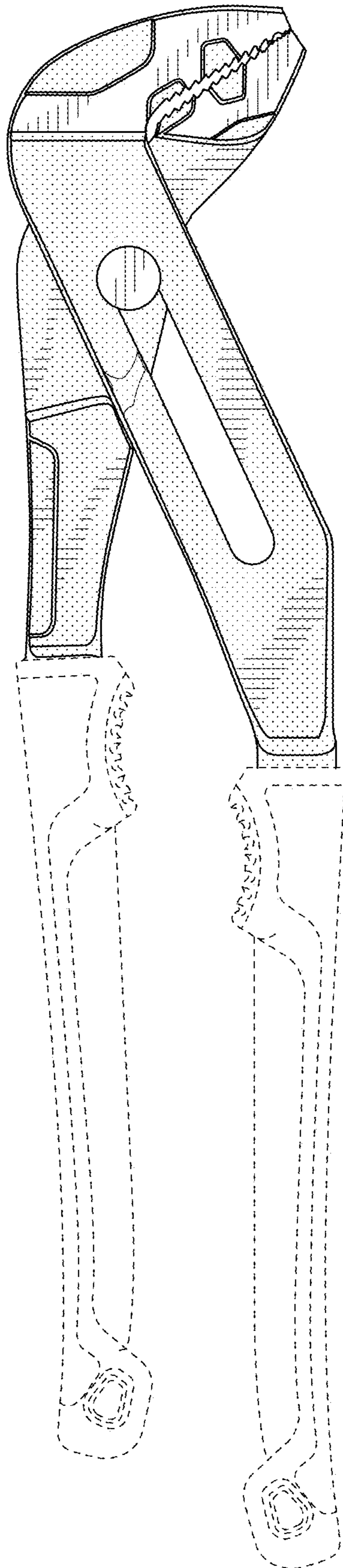


FIG. 3





FIG. 4

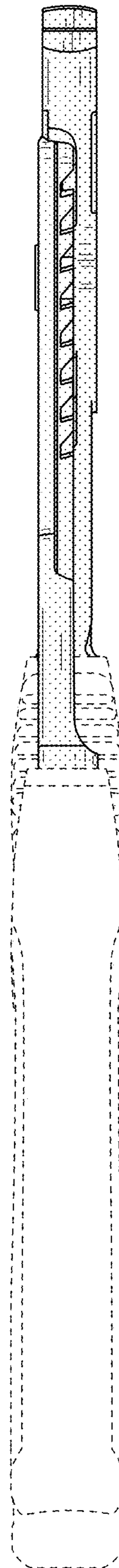


FIG. 5

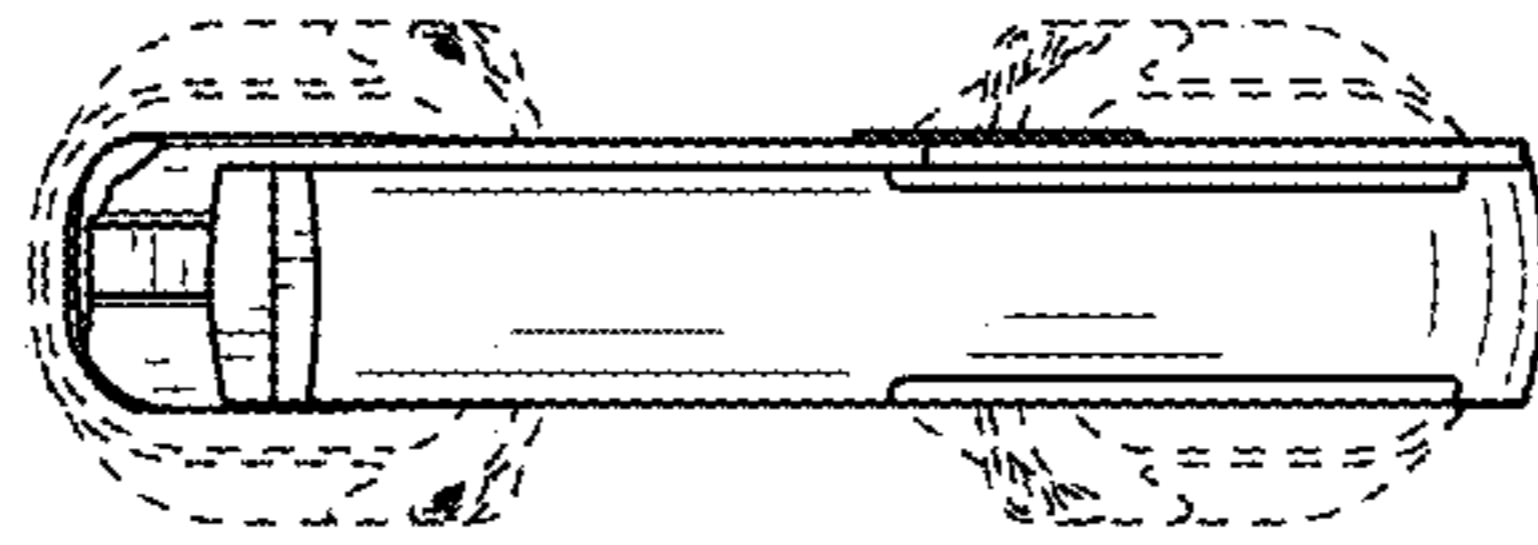


FIG. 6

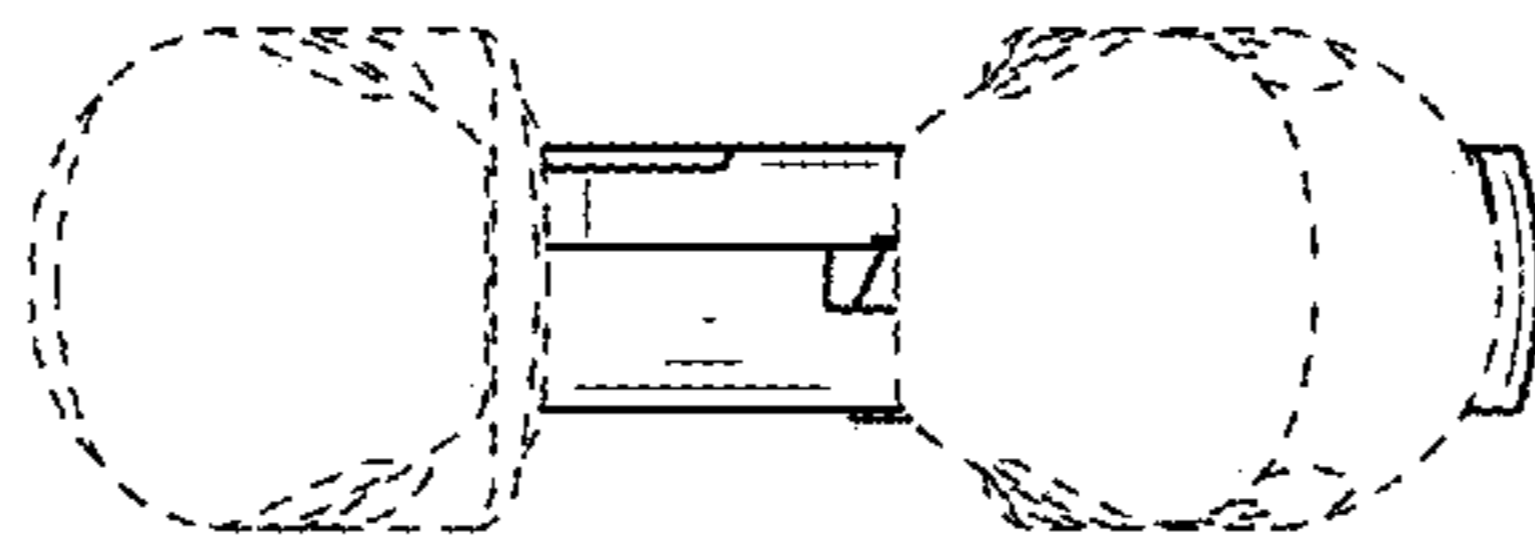


FIG. 7

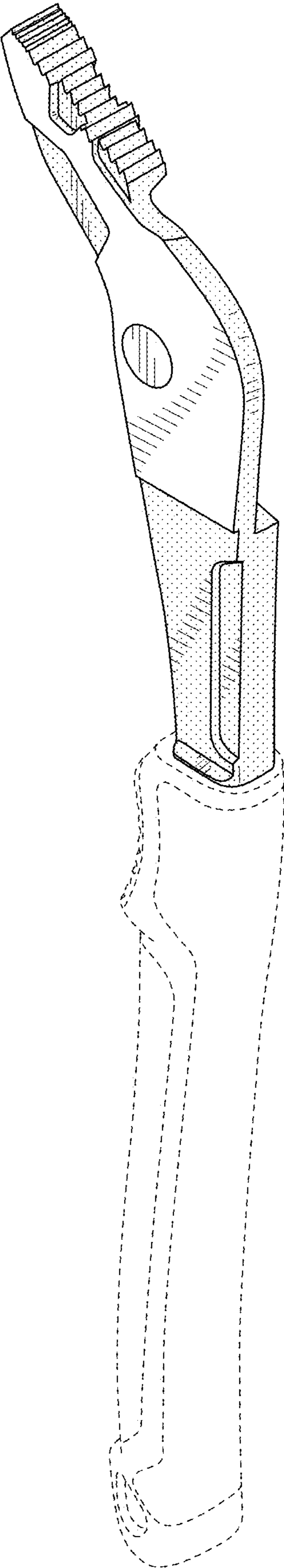


FIG. 8



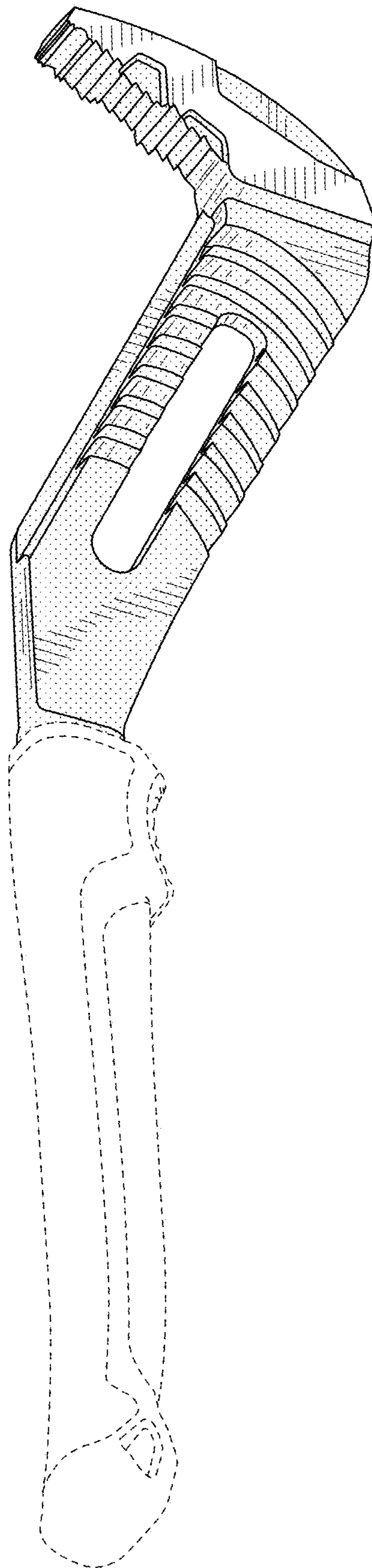


FIG. 9