

US00D966838S

(12) **United States Design Patent**  
**Ireland**

(10) **Patent No.:** **US D966,838 S**  
(45) **Date of Patent:** **\*\* Oct. 18, 2022**

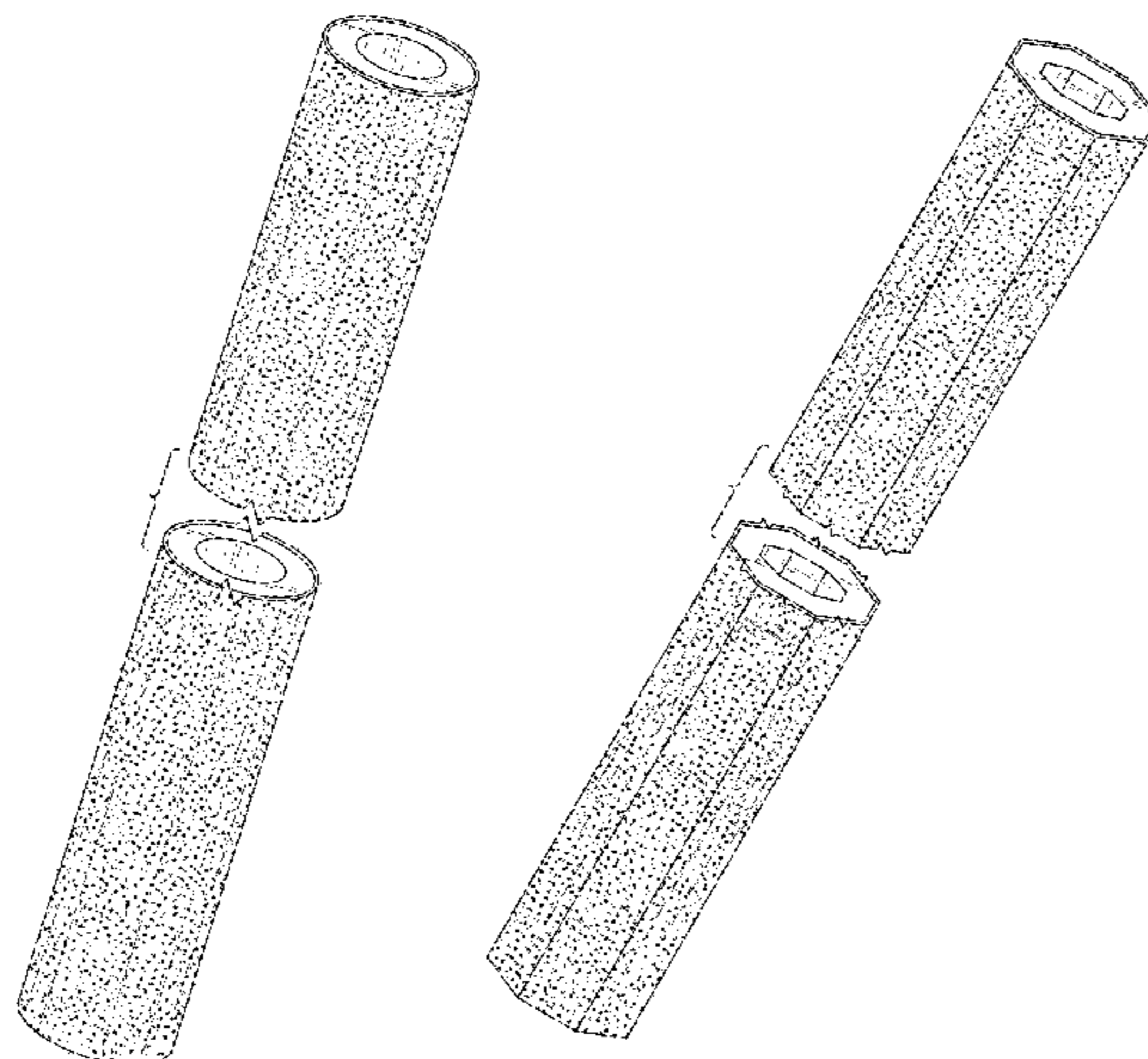
- (54) **AGRICULTURAL STAKE**
- (71) Applicant: **FLORIDA AGRICULTURAL STAKES, LLC, Oakland, FL (US)**
- (72) Inventor: **Kenneth D. Ireland, Oakland, FL (US)**
- (73) Assignee: **FLORIDA AGRICULTURAL STAKES, LLC, Oakland, FL (US)**
- (\*\*) Term: **15 Years**
- (21) Appl. No.: **29/715,028**
- (22) Filed: **Nov. 27, 2019**
- (51) **LOC (13) Cl.** ..... **08-01**
- (52) **U.S. Cl.**  
USPC ..... **D8/1**
- (58) **Field of Classification Search**  
USPC ..... D25/119, 124, 126; D1/100-199;  
D8/391  
CPC .... A01G 9/122; A01G 9/124; A01G 13/0225;  
A01G 17/04; A01G 17/14  
See application file for complete search history.

D229,538 S	12/1973	Steffan	
3,807,458 A *	4/1974	Royston .....	F16L 1/026 138/141
3,875,699 A	4/1975	Lamarre	
4,016,084 A	4/1977	Primo	
4,142,343 A *	3/1979	Trafton .....	E04H 17/20 248/219.1
D253,223 S	10/1979	Manning, Jr.	
4,373,833 A	2/1983	Watanabe	
4,450,871 A *	5/1984	Sato .....	B29C 61/0616 138/137
4,745,706 A	5/1988	Muza	
4,803,802 A	2/1989	Strumbos	
5,279,073 A	1/1994	Czebieniak	
5,405,665 A *	4/1995	Shukushima .....	B32B 1/08 428/34.9
5,628,658 A *	5/1997	Clifford .....	A47C 15/006 441/130
5,715,289 A *	2/1998	Kirchner .....	G21C 19/07 376/272
D394,271 S	5/1998	Croghan	
6,338,366 B1 *	1/2002	Williams .....	F16L 57/04 138/146
D482,128 S	11/2003	Krueger et al.	
D507,618 S	7/2005	Scarpa, III	
D524,611 S	7/2006	Liu et al.	
D525,721 S	7/2006	Landes	
D527,439 S	8/2006	Liu et al.	
D547,464 S	7/2007	Petta et al.	
D582,573 S	12/2008	Fears	
D586,454 S *	2/2009	Nishio .....	F16L 57/04 D23/393
D645,114 S	9/2011	Krause	
8,082,702 B2	12/2011	Hill	
D654,384 S	2/2012	McDonald	
8,322,678 B2	12/2012	Zhu et al.	
D697,164 S	1/2014	Jan	
D703,011 S	4/2014	Tscharner	
D711,698 S	8/2014	Tscharner	
9,168,986 B1 *	10/2015	Wachter .....	B63B 32/50
9,309,673 B1	4/2016	Tscharner	
D768,809 S	10/2016	Krotz	
D852,313 S	6/2019	Luo	
D854,386 S	7/2019	Bottari	
10,807,829 B2 *	10/2020	Dunn .....	B65H 75/02
2003/0159347 A1	8/2003	Malofsky et al.	
2004/0099300 A1	5/2004	Warren	
2007/0101674 A1	5/2007	Stinson	
2007/0266627 A1	11/2007	Shelton	
2010/0260551 A1 *	10/2010	Jespersen .....	F16L 59/022 405/158

(56) **References Cited**

**U.S. PATENT DOCUMENTS**

1,796,691 A *	3/1931	Emile .....	B05C 5/0241 118/107
2,101,349 A *	12/1937	Sharp .....	E06B 3/9682 403/280
2,866,235 A *	12/1958	Couse .....	E04B 1/18 52/475.1
3,203,404 A *	8/1965	Miller .....	F24H 9/0036 122/236
3,211,598 A *	10/1965	O'Brien, Jr. ....	B29C 48/151 156/86
D203,807 S *	2/1966	Pellegrino .....	E06B 3/9682 D1/120
3,448,585 A	6/1969	Vogelsang	
3,513,606 A *	5/1970	Jones .....	A47B 96/1416 52/27
D223,237 S	4/1972	Watanabe et al.	
3,656,515 A *	4/1972	Wogerbauer .....	E06B 3/16 138/171



2013/0052896	A1 *	2/2013	Abraham .....	B63B 34/50 441/129
2014/0259901	A1	9/2014	Williams	
2014/0364024	A1 *	12/2014	Hartelius .....	A63H 23/10 441/129
2015/0059242	A1	3/2015	Montagano	
2016/0135386	A1	5/2016	Merz	
2016/0230412	A1	8/2016	Keenan et al.	
2016/0286735	A1	10/2016	Parrish	

FOREIGN PATENT DOCUMENTS

CN	3014681	*	11/1990
CN	3012638	*	2/1992

OTHER PUBLICATIONS

Hammacher, Schlemmer & Co. (1914). Hardware tools and supplies for manufacturers, individuals and institutions, p. 728,792 Retrieved from <https://doi.org/10.5479/sil.179070.39088006194393> (Year: 1914).\*

The Burnet Co. (1900).Supplies p. 337,345,352-358 Retrieved from <https://doi.org/10.5479/sil.161260.39088003106051> (Year: 1900).\*

Two Layers PE Foam Insulation Twin Tube Embossed Skin for Water Heating Pipe and Solar Heater Pipe. (Nov. 9, 2017). Made-in-China.com. Retrieved Dec. 3, 2021, URL:<<https://web.archive.org/web/20171109171638/http://ahsunval.en.made-in-china.com/product/hXIEZryCIRpw/China-Two-Layers-PE-Foam-Insulation-Twin-Tube-Embossed-Skin-for-Water-Heating-Pipe-and-Solar-Heater-Pipe.html>>(Year: 2017).\*

George, R. (Jan. 31, 2019). Thermal insulation for buildings, pipe and mechanical equipment, phcppros. <https://www.phcppros.com/articles/8904-thermal-insulation-for-buildings-pipe-and-mechanical-equipment>. (Year: 2019).\*

Fiberglass Stakes, Fiberglass Stakes Suppliers and Manufacturers at alibaba.com; Website 1999-2018 Alibaba.com; 7 pages; available at [https://www.alibaba.com/showroom/fiberglass-stakes\\_1.html](https://www.alibaba.com/showroom/fiberglass-stakes_1.html).

\* cited by examiner

*Primary Examiner* — Rachel A. Voorhies  
*Assistant Examiner* — Benjamin D. Wannemacher  
 (74) *Attorney, Agent, or Firm* — Allen, Dyer, Doppelt + Gilchrist, PA

(57) **CLAIM**

The ornamental design for an agricultural stake, as shown and described.

**DESCRIPTION**

FIG. 1 is a top perspective view of a first embodiment of an agricultural stake;  
 FIG. 2 is a right side view of the first embodiment of the agricultural stake;  
 FIG. 3 is a left side view of the first embodiment of the agricultural stake;  
 FIG. 4 is a top view of the first embodiment of the agricultural stake;  
 FIG. 5 is a bottom view of the first embodiment of the agricultural stake;  
 FIG. 6 is a cross sectional view of the first embodiment of the agricultural stake taken in the direction of line 6-6 of FIG. 2;

FIG. 7 is a top perspective view of a second embodiment of an agricultural stake;  
 FIG. 8 is a right side view of the second embodiment of the agricultural stake;  
 FIG. 9 is a left side view of the second embodiment of the agricultural stake;  
 FIG. 10 is a top view of the second embodiment of the agricultural stake;  
 FIG. 11 is a bottom view of the second embodiment of the agricultural stake;  
 FIG. 12 is a cross sectional view of the second embodiment of the agricultural stake taken in the direction of line 12-12 of FIG. 8;  
 FIG. 13 is a top perspective view of a third embodiment of an agricultural stake;  
 FIG. 14 is a right side view of the third embodiment of the agricultural stake;  
 FIG. 15 is a left side view of the third embodiment of the agricultural stake;  
 FIG. 16 is a top view of the third embodiment of the agricultural stake;  
 FIG. 17 is a bottom view of the third embodiment of the agricultural stake;  
 FIG. 18 is a cross sectional view of the third embodiment of the agricultural stake taken in the direction of line 18-18 of FIG. 14;  
 FIG. 19 is a top perspective view of a fourth embodiment of an agricultural stake;  
 FIG. 20 is a right side view of the fourth embodiment of the agricultural stake;  
 FIG. 21 is a left side view of the fourth embodiment of the agricultural stake;  
 FIG. 22 is a top view of the fourth embodiment of the agricultural stake;  
 FIG. 23 is a bottom view of the fourth embodiment of the agricultural stake;  
 FIG. 24 is a cross sectional view of the fourth embodiment of the agricultural stake taken in the direction of line 24-24 of FIG. 20;  
 FIG. 25 is a top perspective view of a fifth embodiment of an agricultural stake;  
 FIG. 26 is a right side view of the fifth embodiment of the agricultural stake;  
 FIG. 27 is a left side view of the fifth embodiment of the agricultural stake;  
 FIG. 28 is a top view of the fifth embodiment of the agricultural stake;  
 FIG. 29 is a bottom view of the fifth embodiment of the agricultural stake; and,  
 FIG. 30 is a cross sectional view of the fifth embodiment of the agricultural stake taken in the direction of line 30-30 of FIG. 26.  
 The agricultural stake is shown with a symbolic break in its length. The appearance of any portion of the article between the break lines forms no part of the claimed design.

**1 Claim, 15 Drawing Sheets**

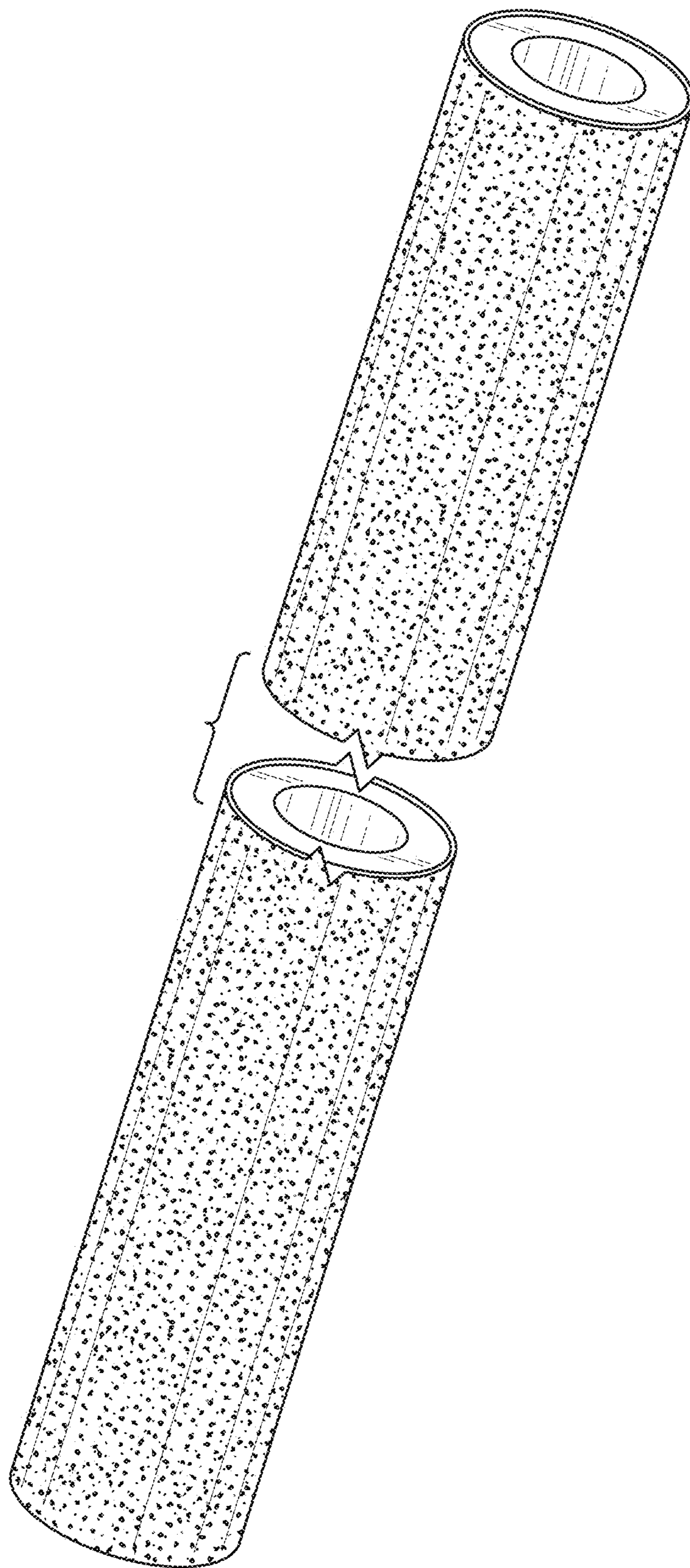


FIG. 1

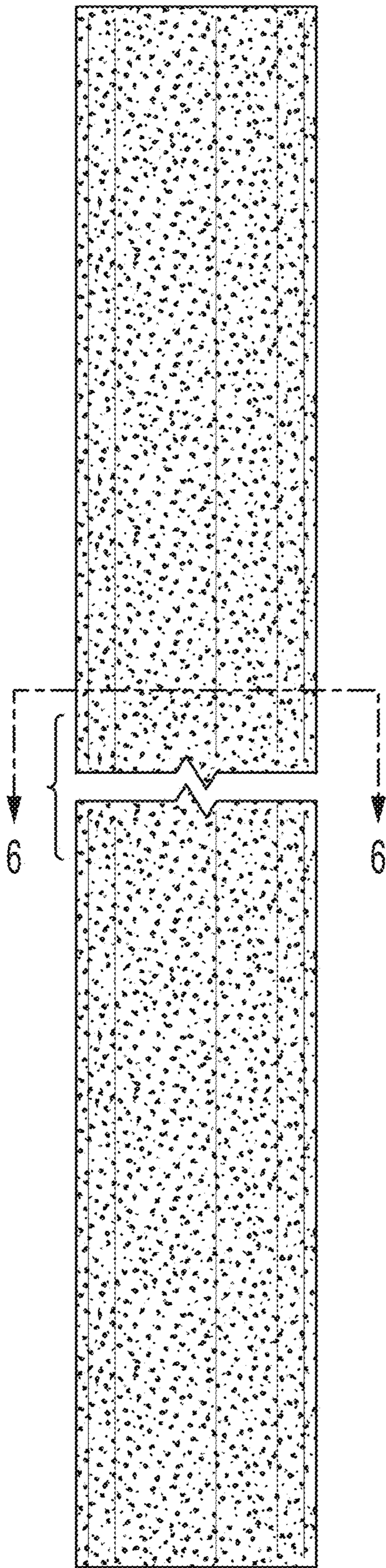


FIG. 2

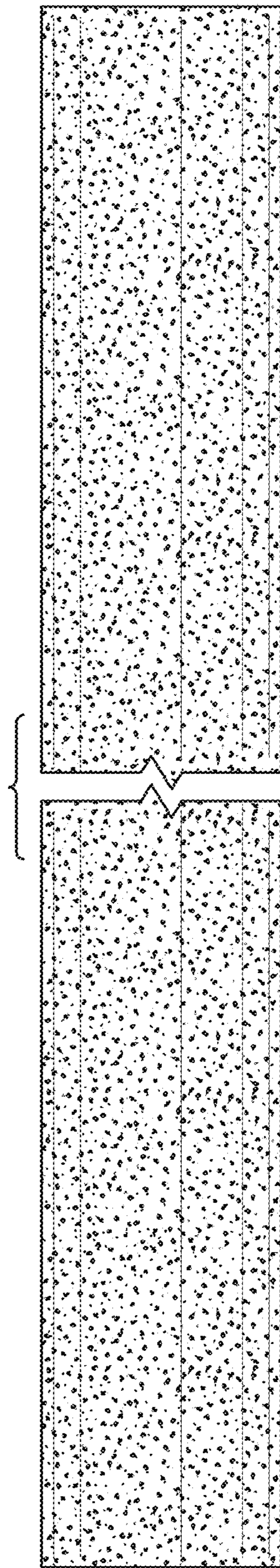


FIG. 3

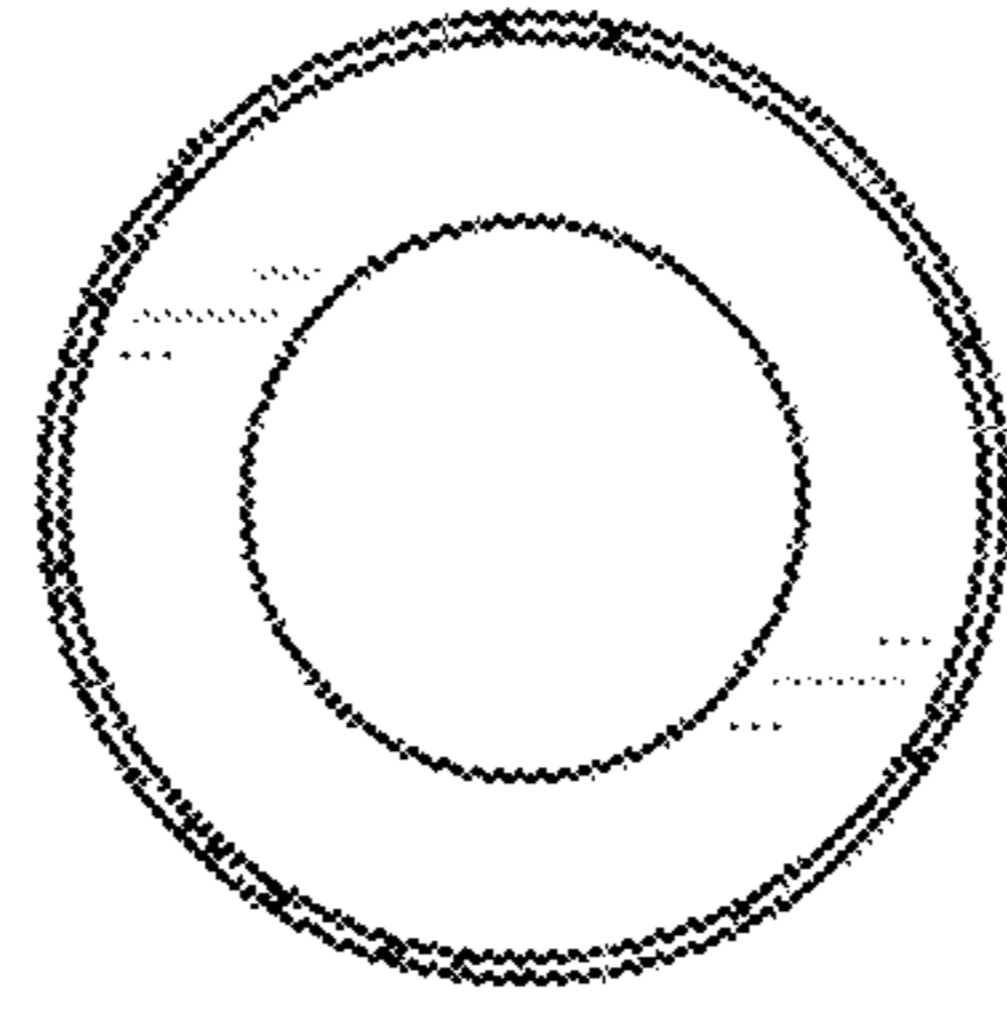


FIG. 4

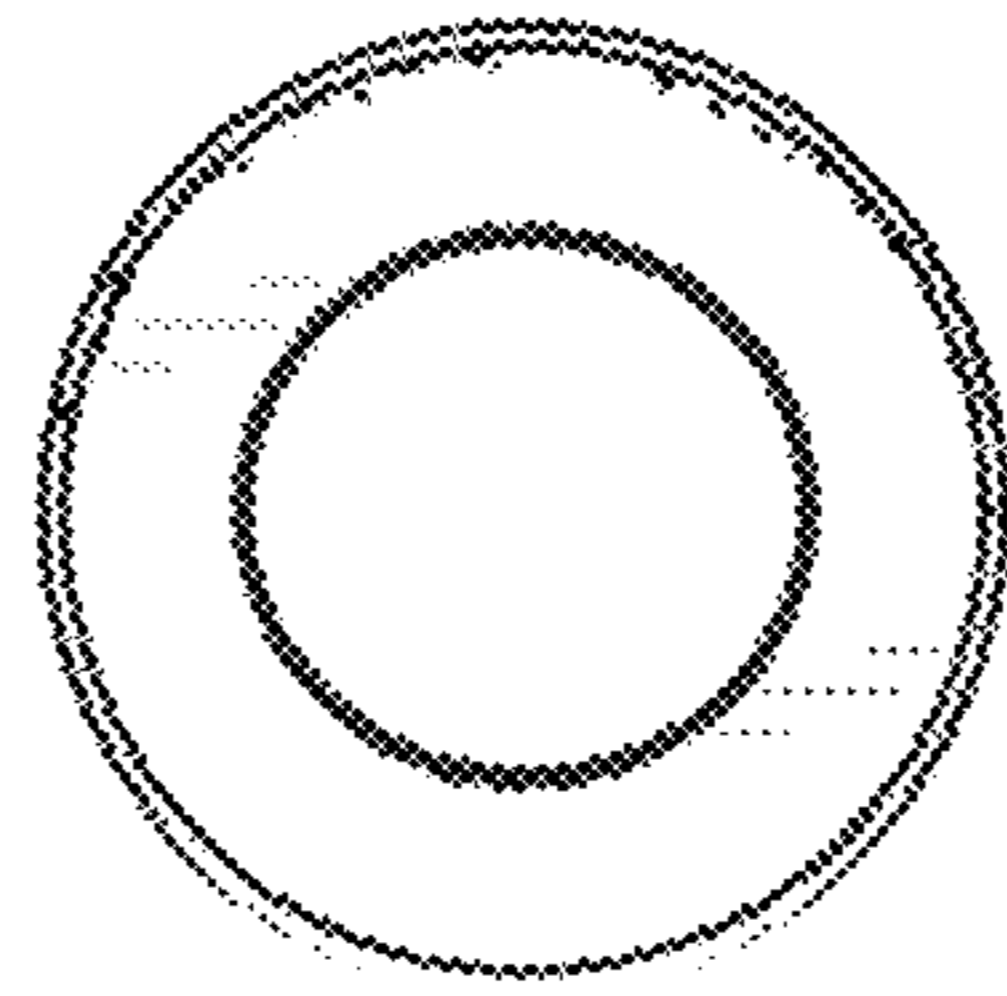


FIG. 5

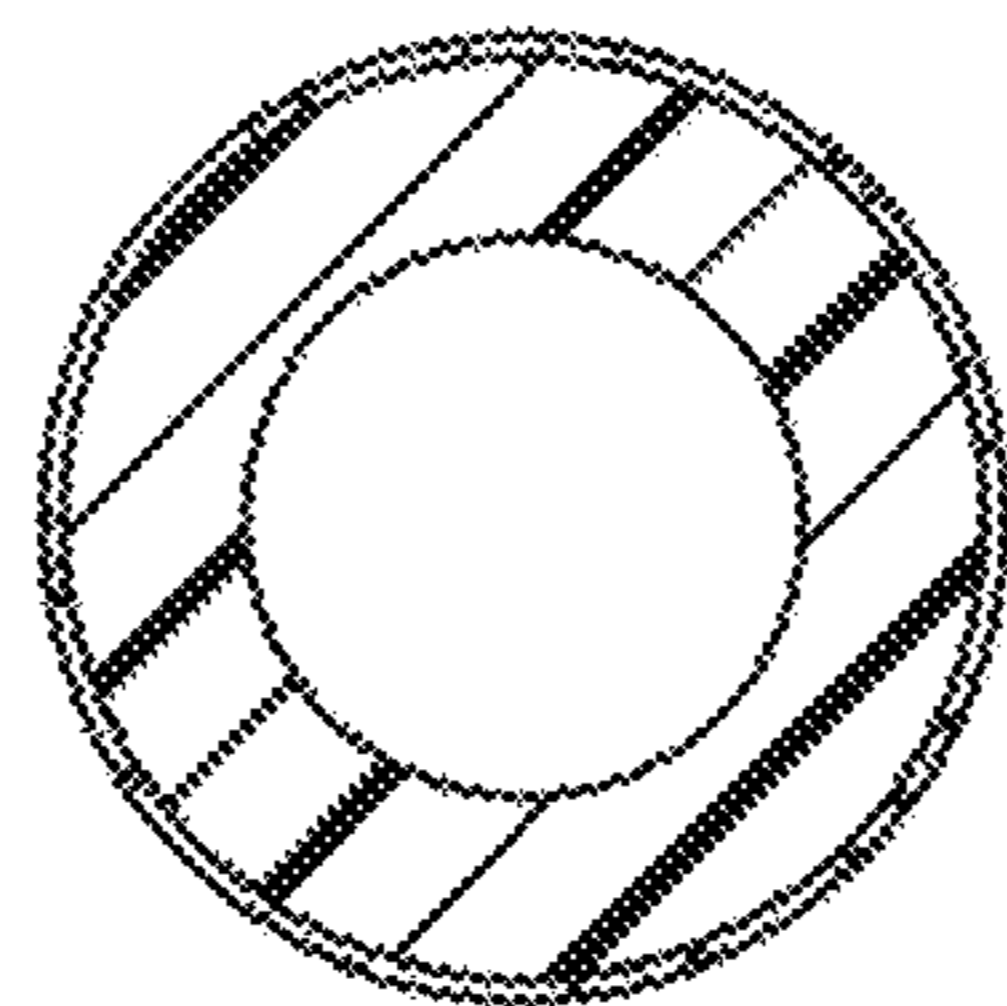


FIG. 6

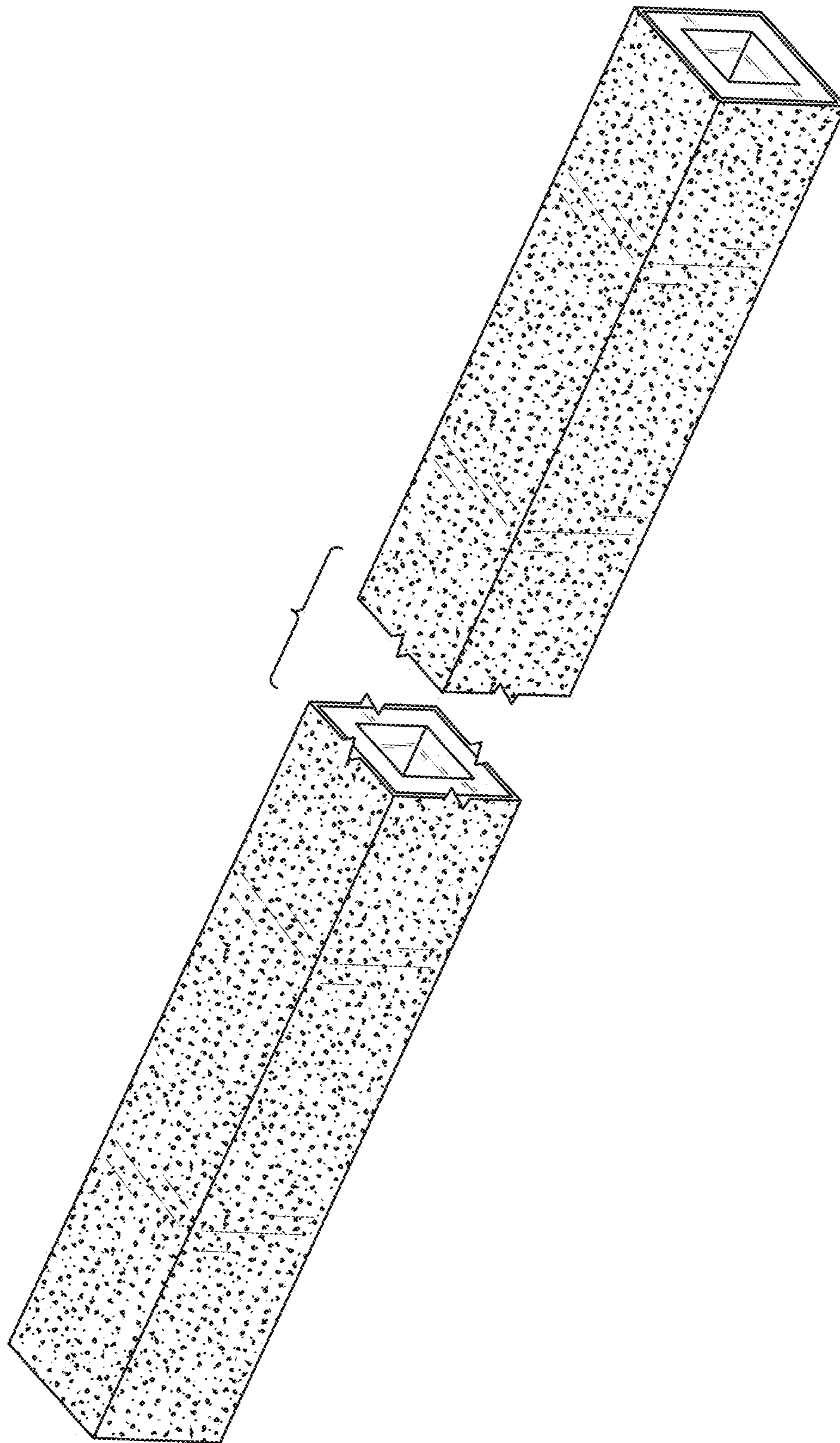


FIG. 7

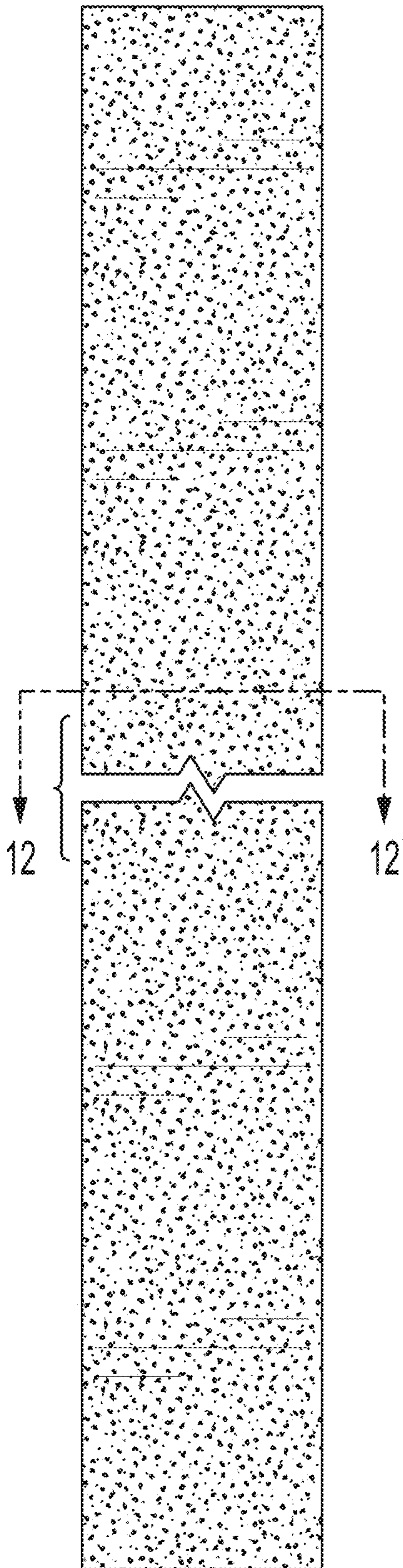


FIG. 8

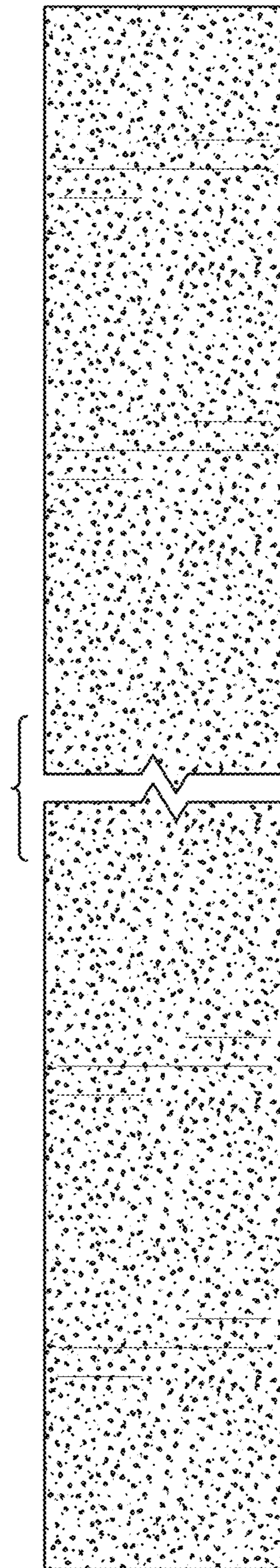


FIG. 9

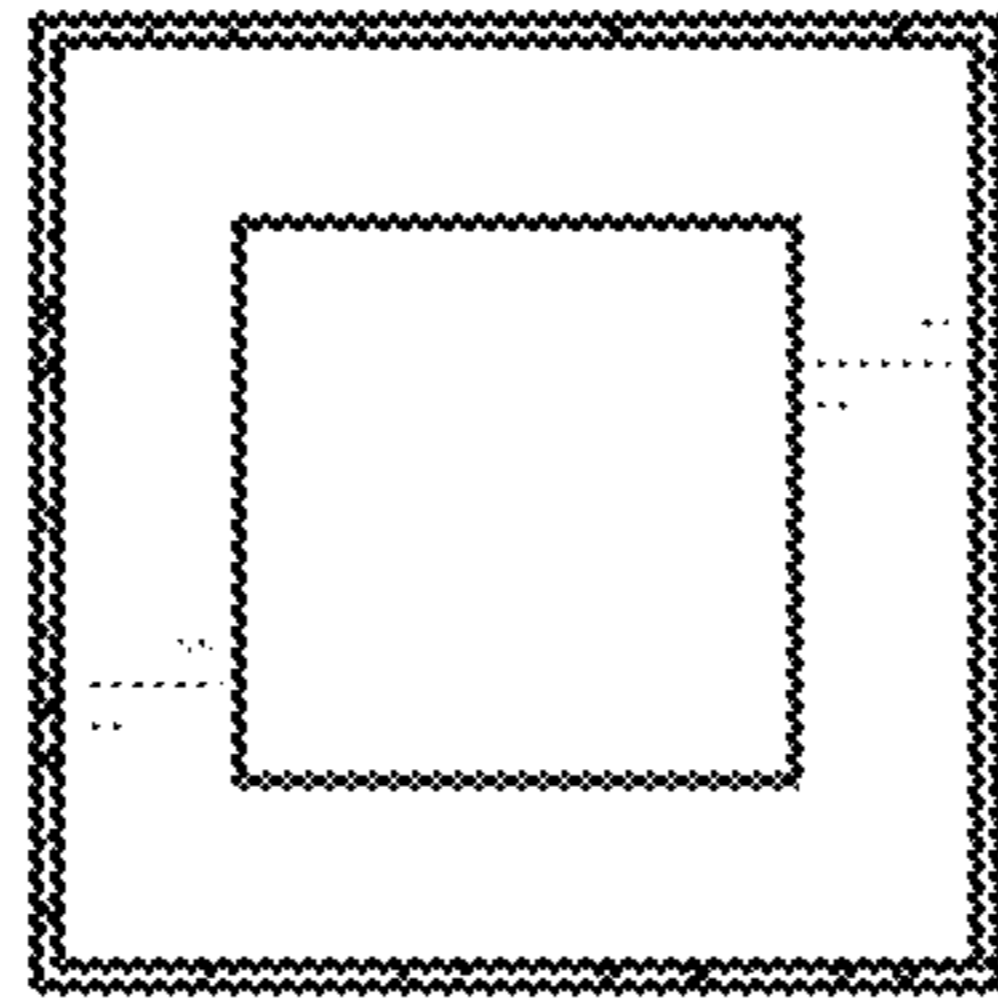


FIG. 10

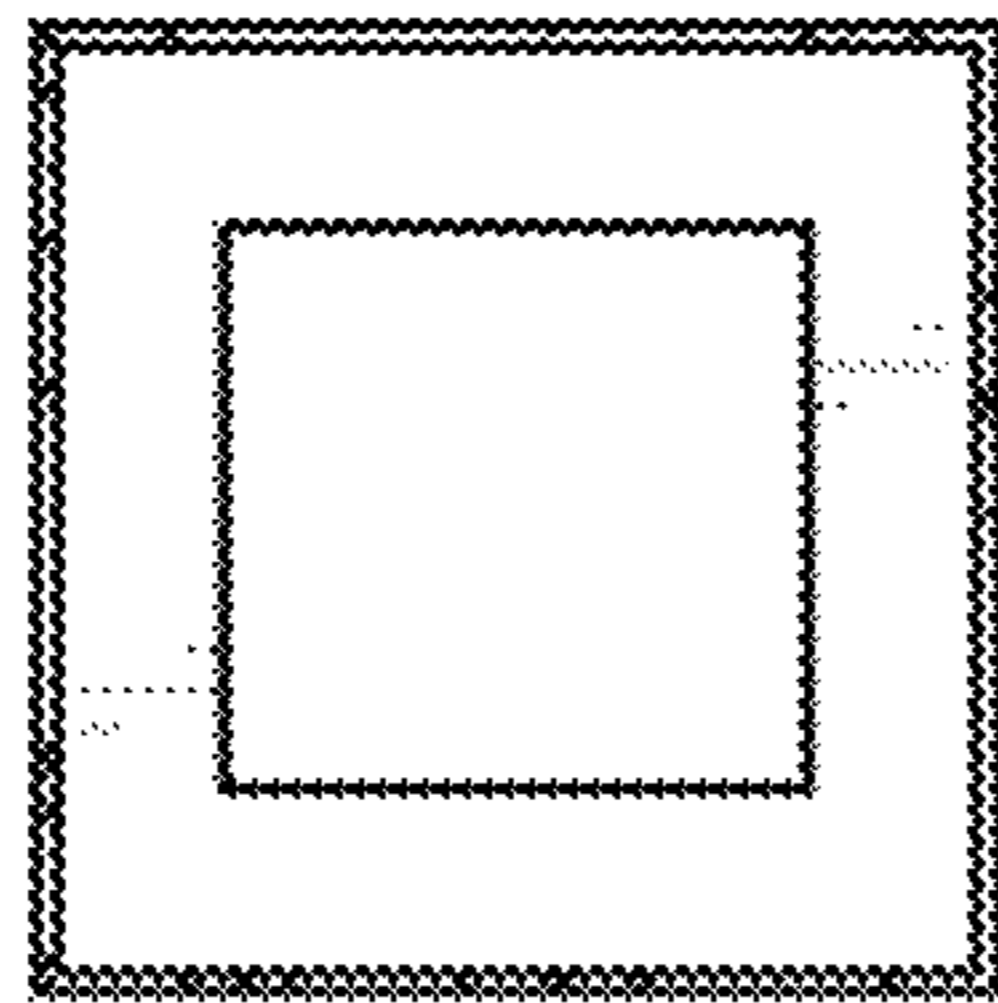


FIG. 11

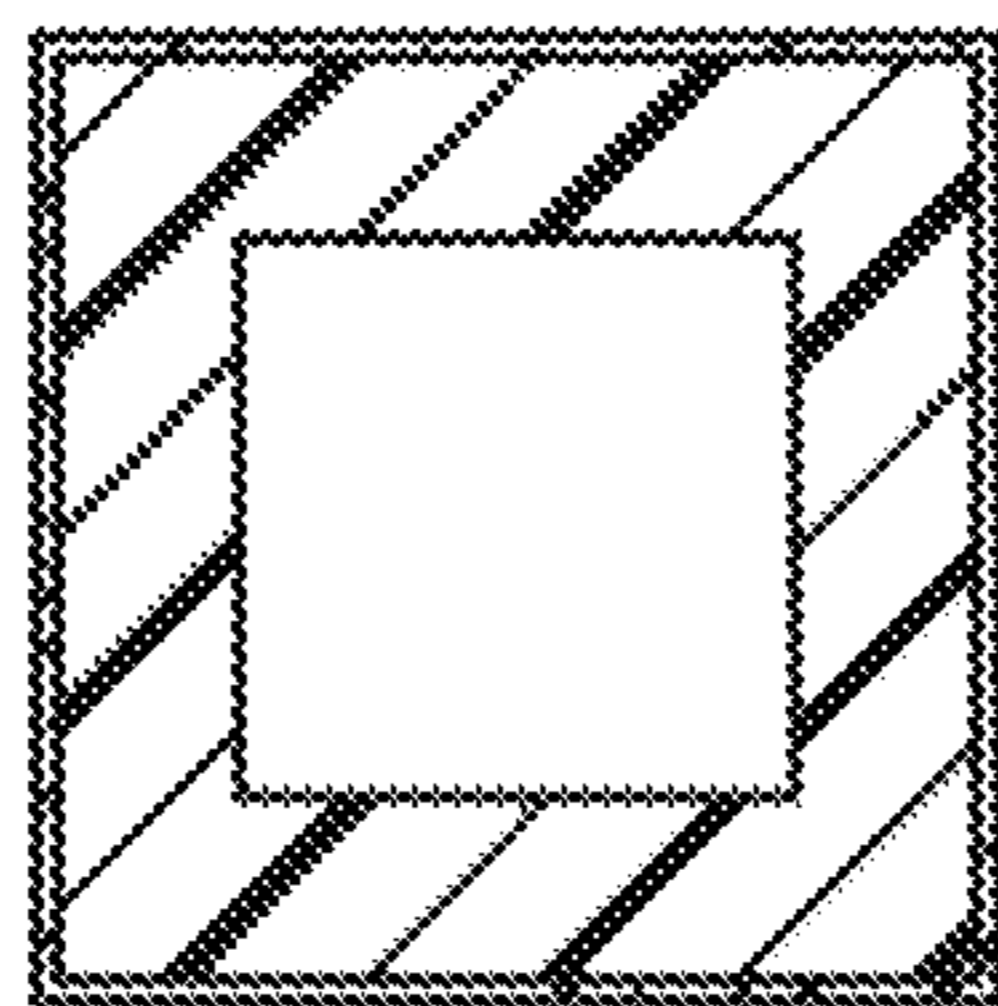


FIG. 12



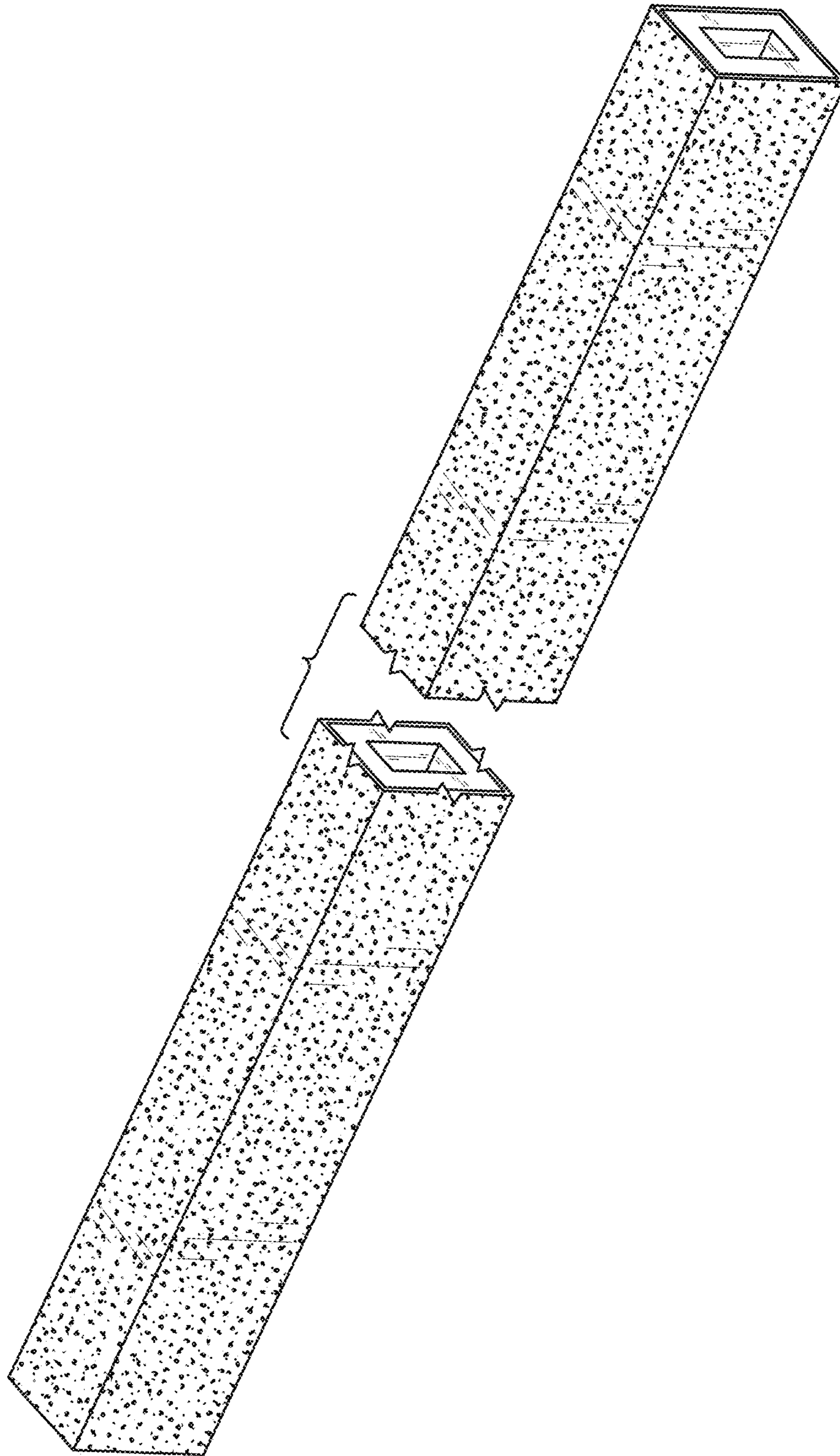


FIG. 13

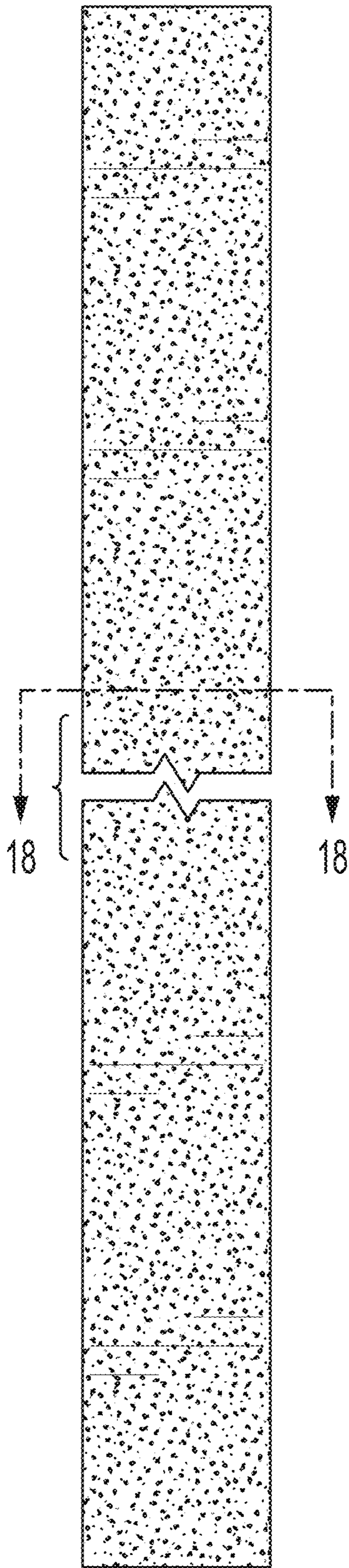


FIG. 14

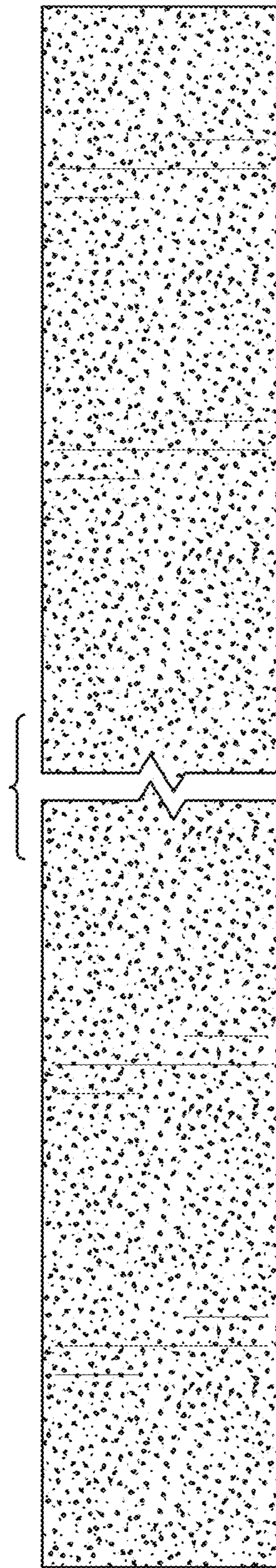


FIG. 15

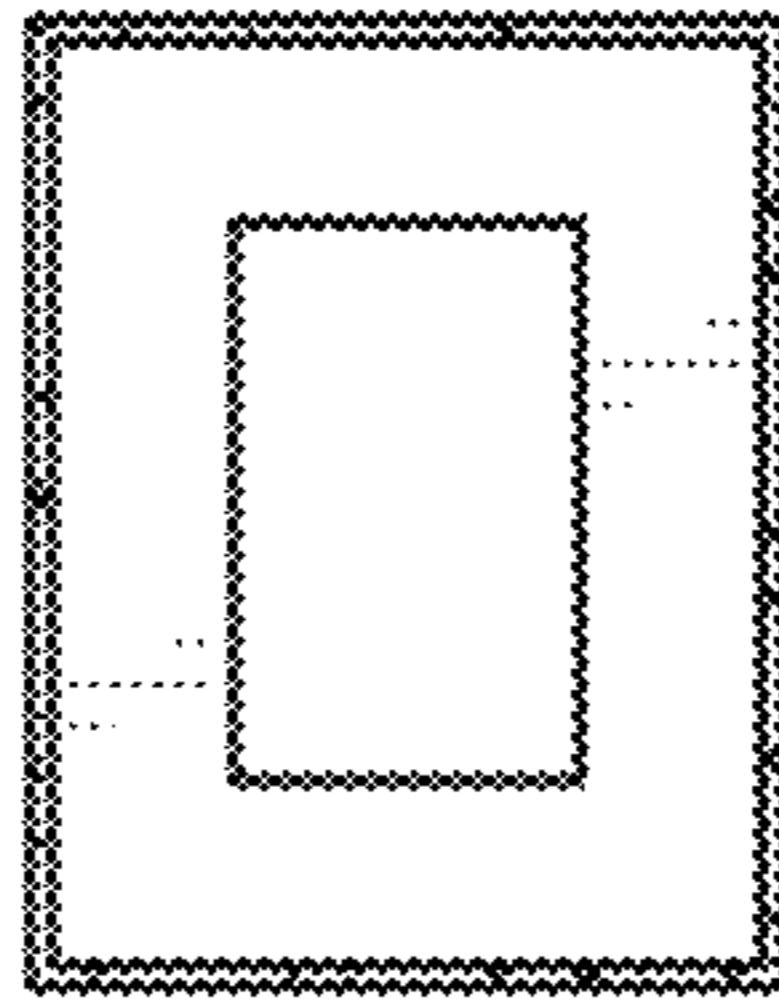


FIG. 16

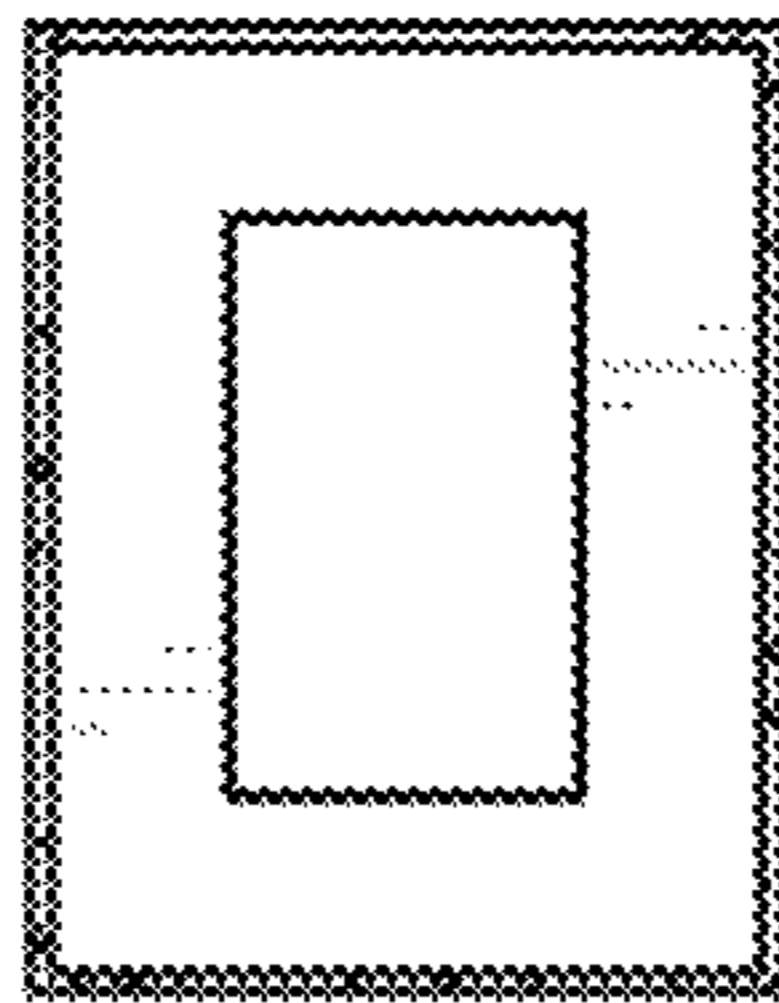


FIG. 17




FIG. 18

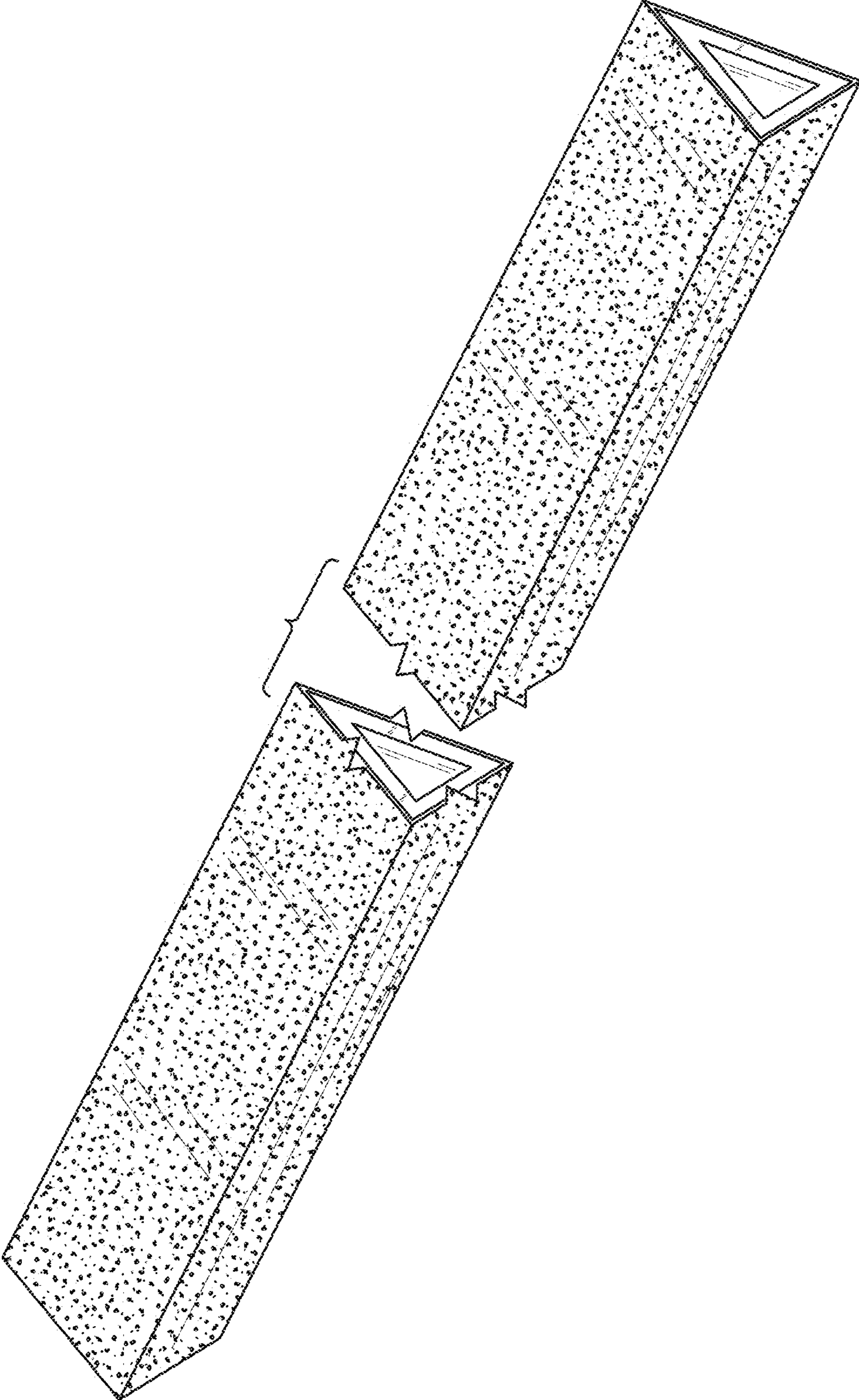


FIG. 19

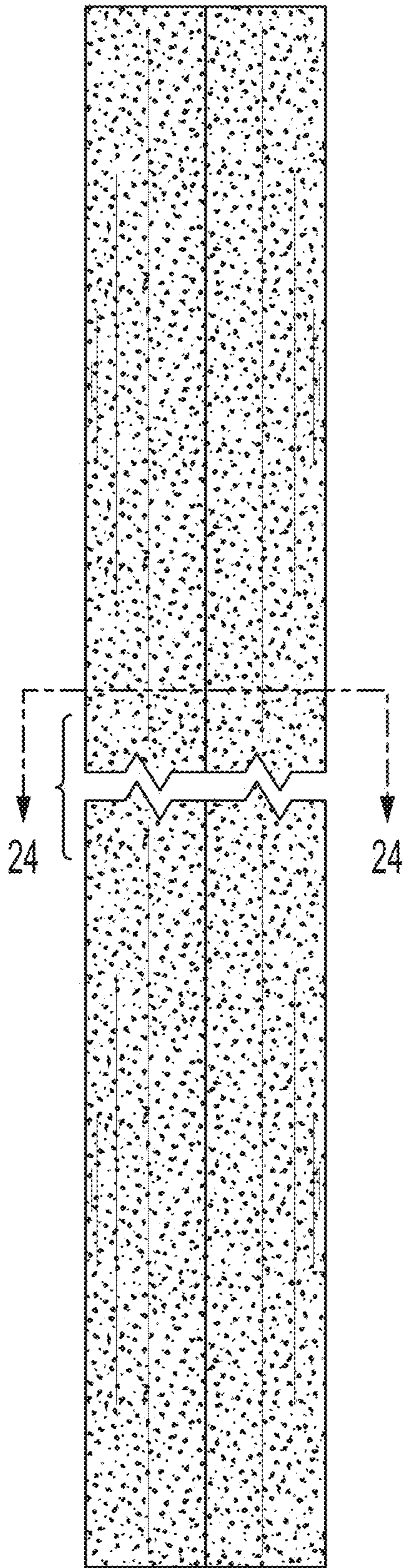


FIG. 20

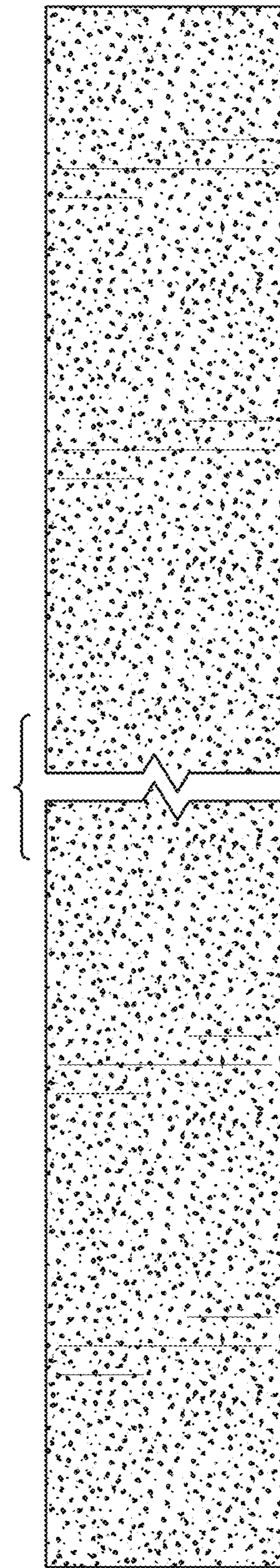


FIG. 21

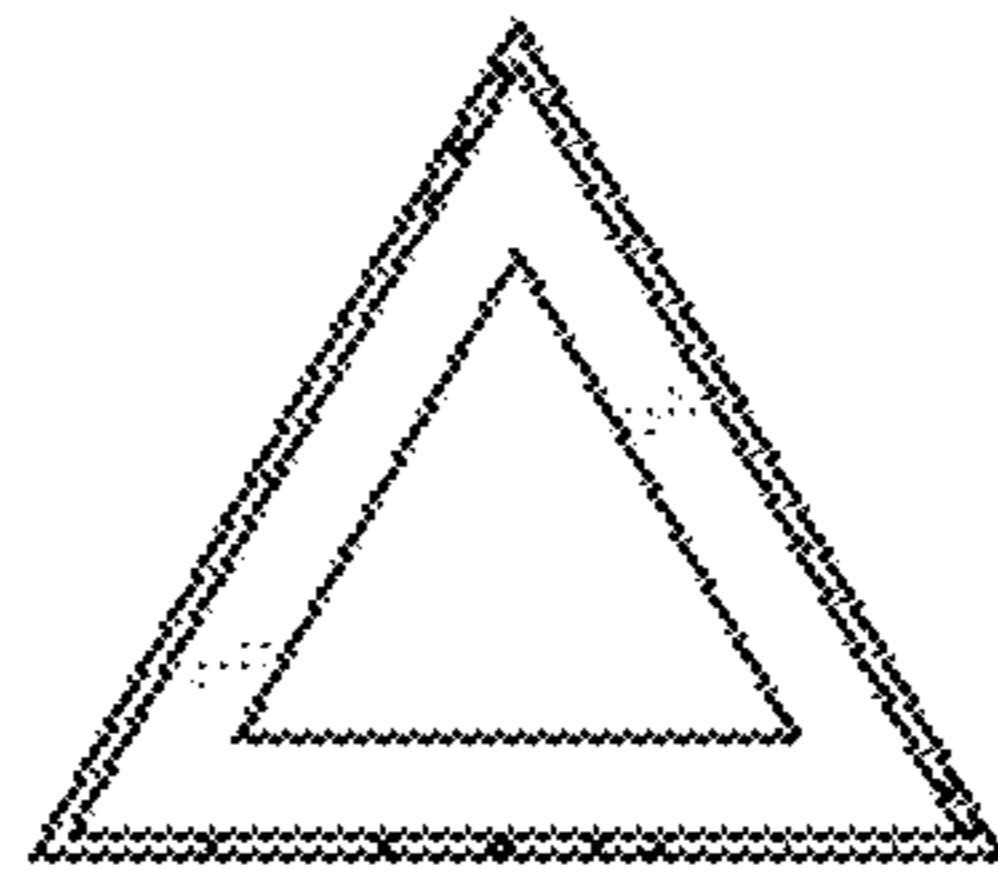


FIG. 22

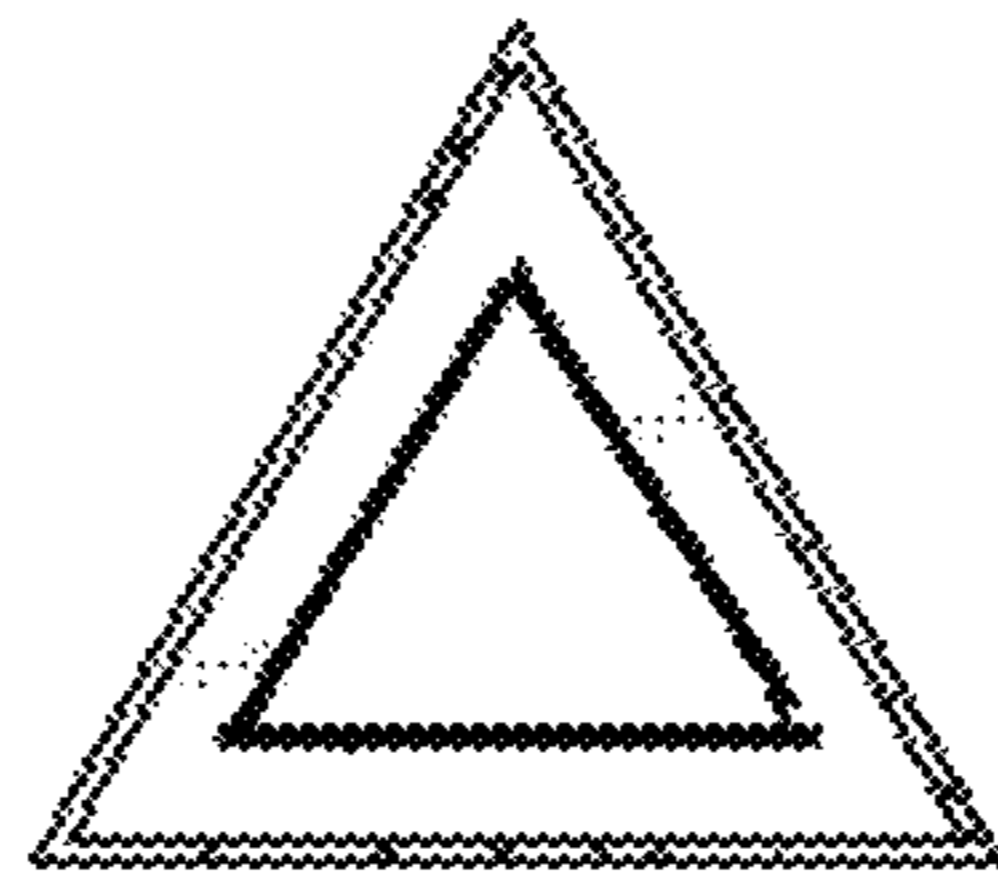


FIG. 23

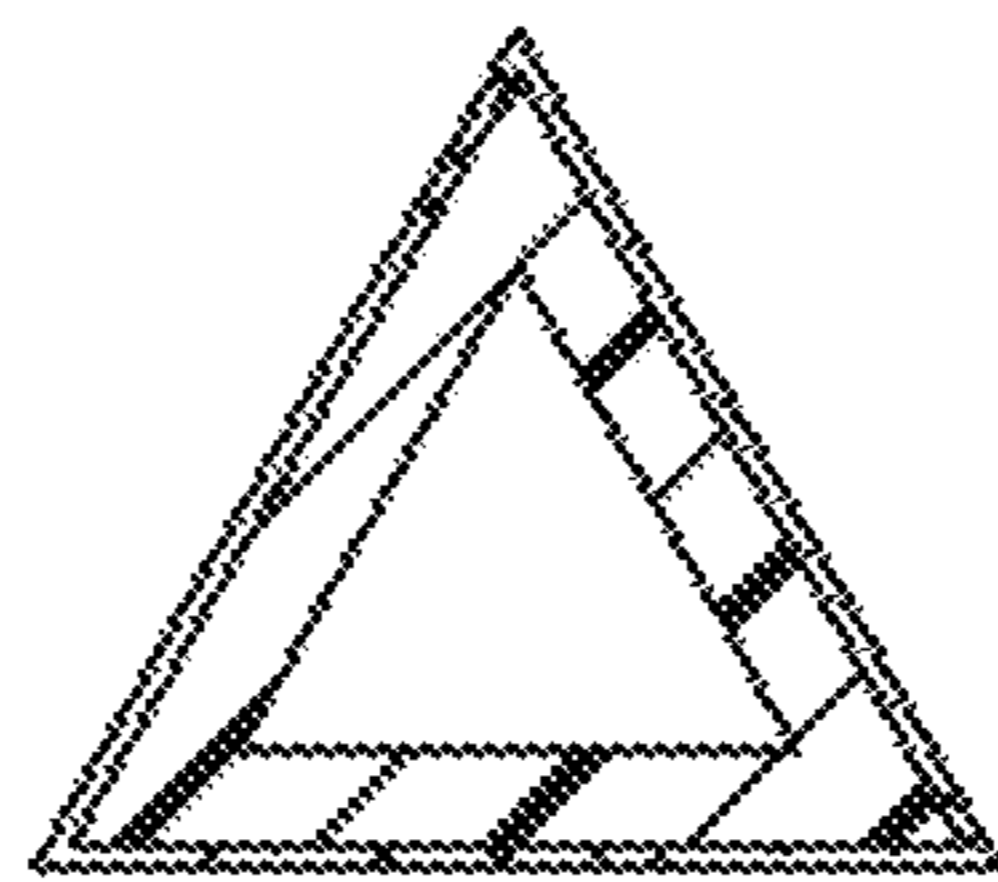


FIG. 24

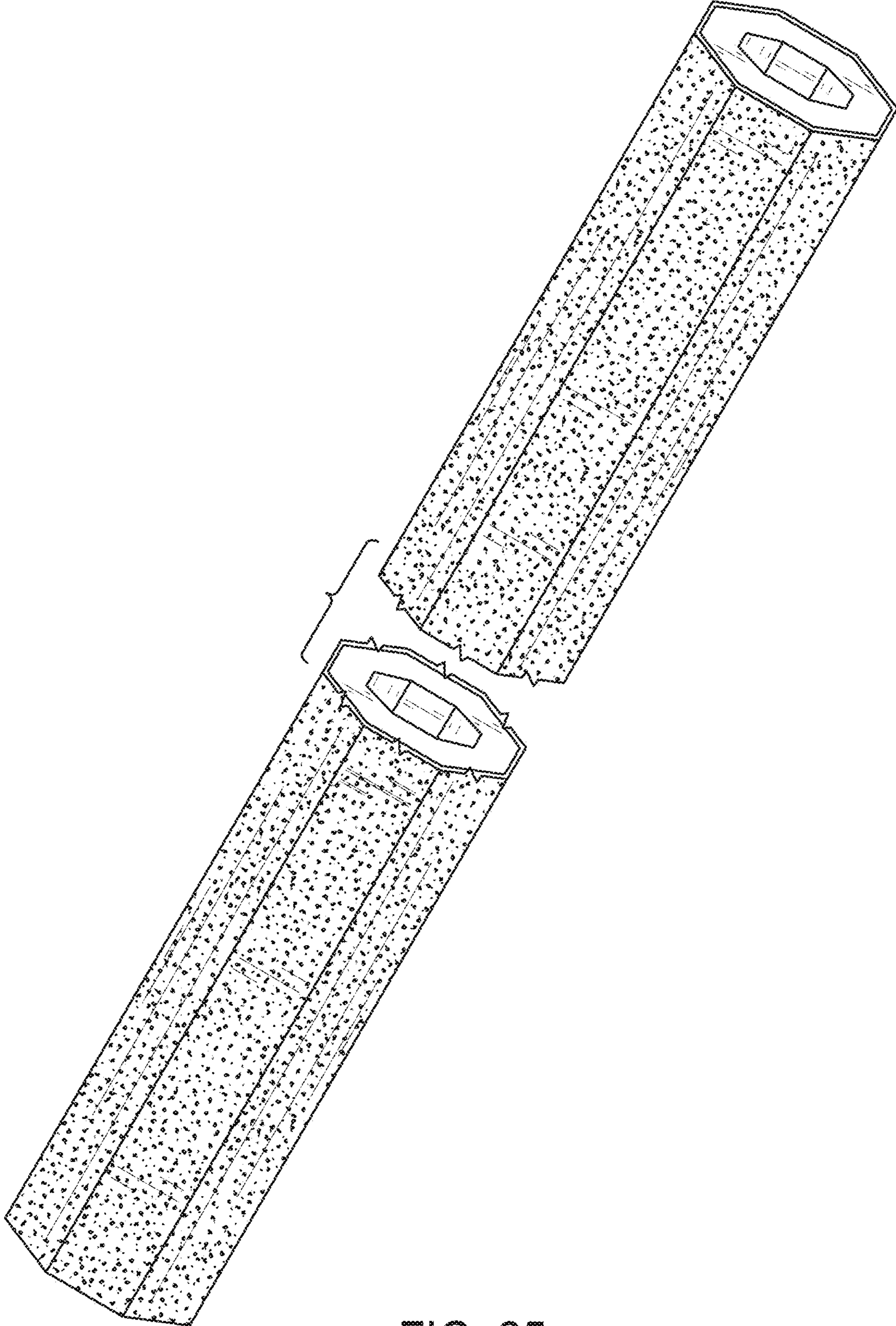


FIG. 25

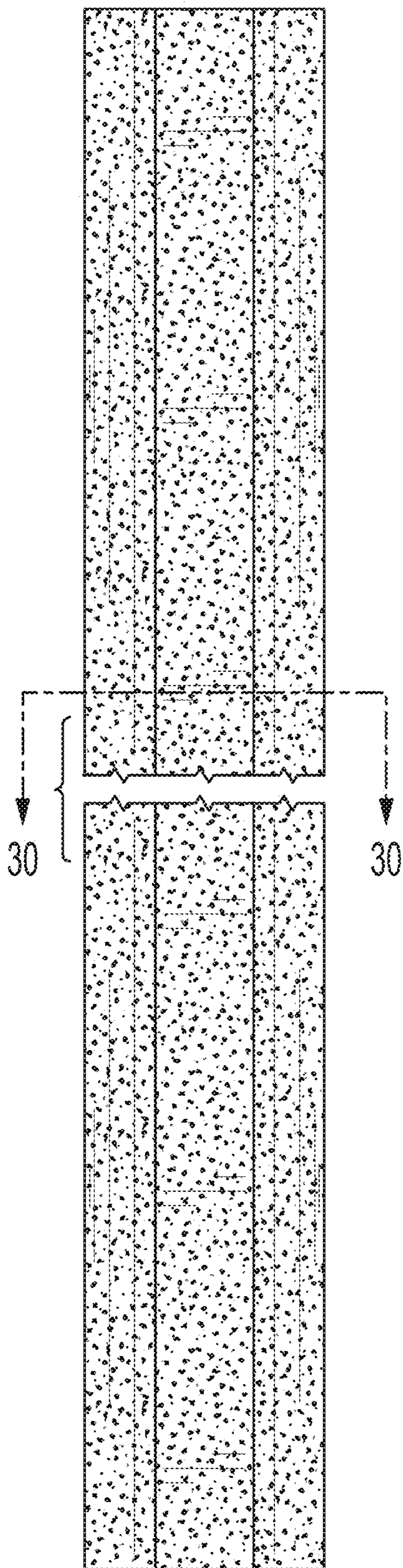


FIG. 26

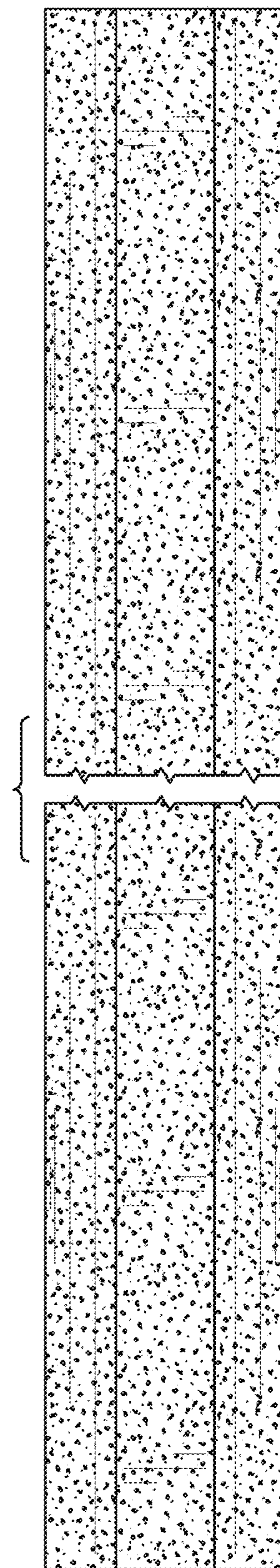


FIG. 27



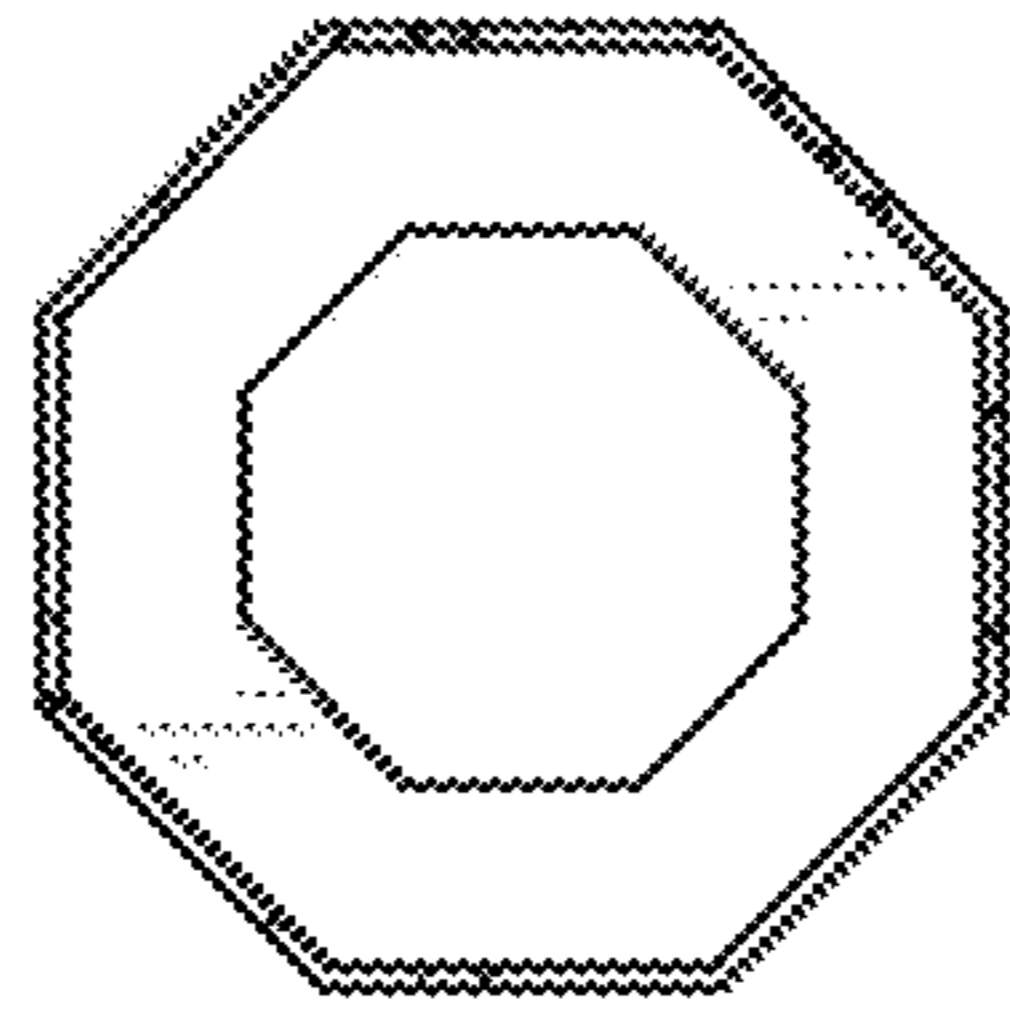


FIG. 28

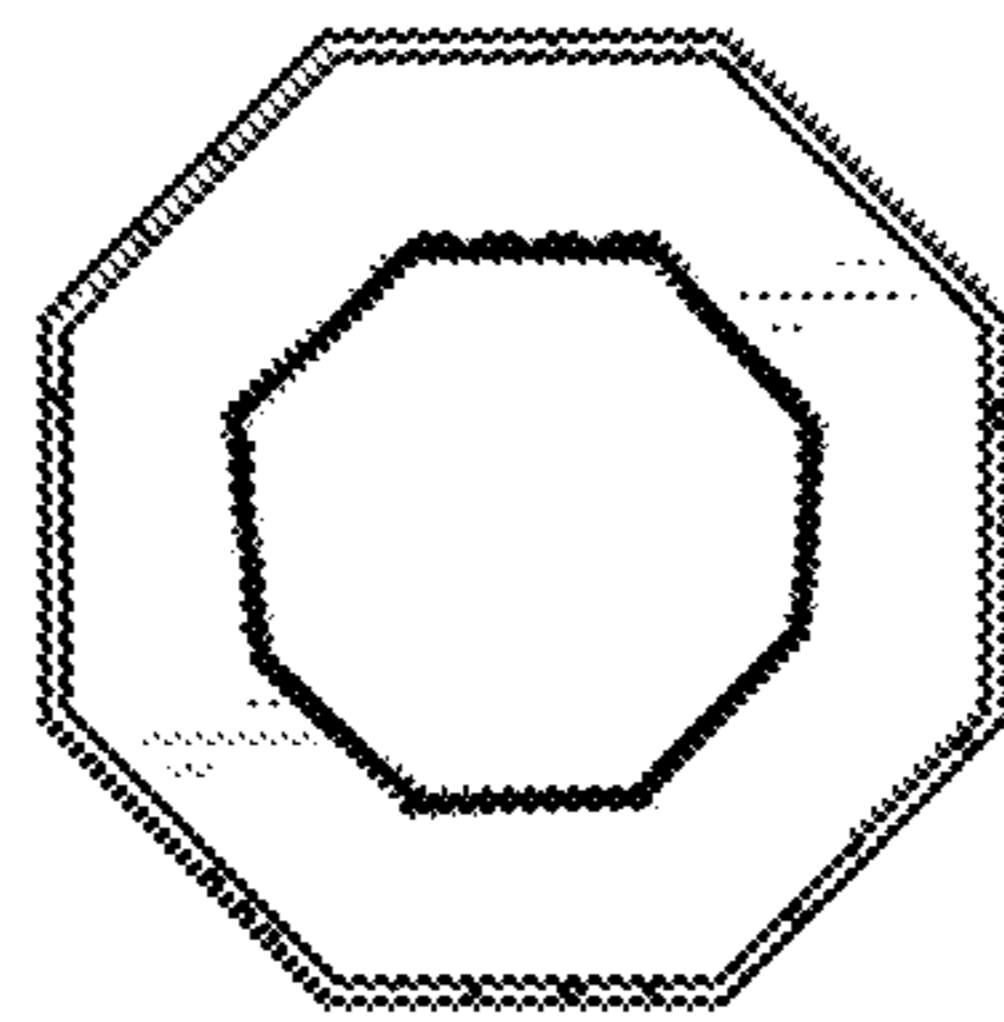


FIG. 29

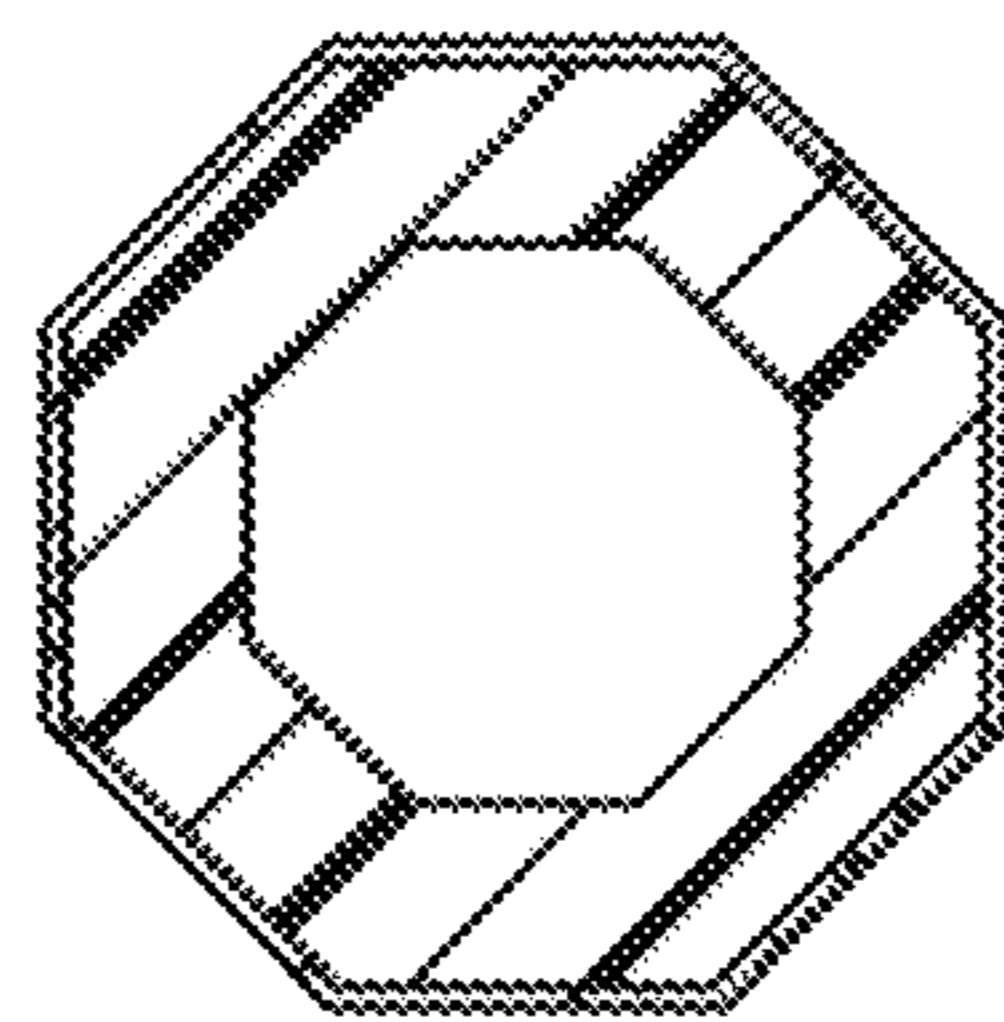


FIG. 30