



US00D966836S

(12) **United States Design Patent**
Akuesson

(10) **Patent No.:** **US D966,836 S**

(45) **Date of Patent:** **** Oct. 18, 2022**

(54) **STAND FOR COCKTAIL SHAKER KIT**

(71) Applicant: **Stevie Akuesson**, Montreal (CA)

(72) Inventor: **Stevie Akuesson**, Montreal (CA)

(73) Assignee: **Stevie Akuesson**, Montreal (CA)

(**) Term: **15 Years**

(21) Appl. No.: **29/783,773**

(22) Filed: **May 14, 2021**

(51) **LOC (13) Cl.** **06-04**

(52) **U.S. Cl.**

USPC **D7/701**

(58) **Field of Classification Search**

USPC D7/701, 707, 708, 600.1-600.4;
D6/682.2, 552.2, 525, 527, 528, 534, 535;
D3/313

CPC A47B 73/00; A47B 73/006; A47B 73/004;
A47B 13/16; A47G 23/0641; A47G
23/06; A47G 23/0208; A47G 23/02;
A47G 23/0241; A47F 5/16; A47F 7/28;
A47F 7/283; B25H 3/04; A47J 47/16

See application file for complete search history.

(56) **References Cited**

U.S. PATENT DOCUMENTS

D127,900 S * 6/1941 Block D6/699
D198,098 S * 4/1964 Kaneko D7/701
3,893,569 A * 7/1975 Hoch A47B 13/16
211/74
4,947,991 A * 8/1990 Snell A47B 13/16
206/427
4,973,018 A * 11/1990 Agor A47K 1/09
D6/528
6,126,256 A * 10/2000 Doces, II A47B 81/04
312/351
D495,530 S * 9/2004 Marsden D6/682.2

D505,841 S * 6/2005 Fiedeler D7/637
D925,304 S * 7/2021 Lukyanov D6/682.2
2016/0120349 A1 * 5/2016 Boyatt A47G 23/0641
206/562

OTHER PUBLICATIONS

Amazon.com, Mixology Bartender Kit, ASIN: B07B9KLRDC, 13 pages, date first available Mar. 7, 2018 (Year: 2018).*

* cited by examiner

Primary Examiner — Terry A Wallace

(74) *Attorney, Agent, or Firm* — Andrew S. Rapacke

(57) **CLAIM**

The ornamental design for a stand for cocktail shaker kit, as shown and described.

DESCRIPTION

FIG. 1 is a perspective view of the stand for cocktail shaker kit, showing the new design;

FIG. 2 is a front elevational view of the stand for cocktail shaker kit thereof;

FIG. 3 is a top plan view of the stand for cocktail shaker kit thereof;

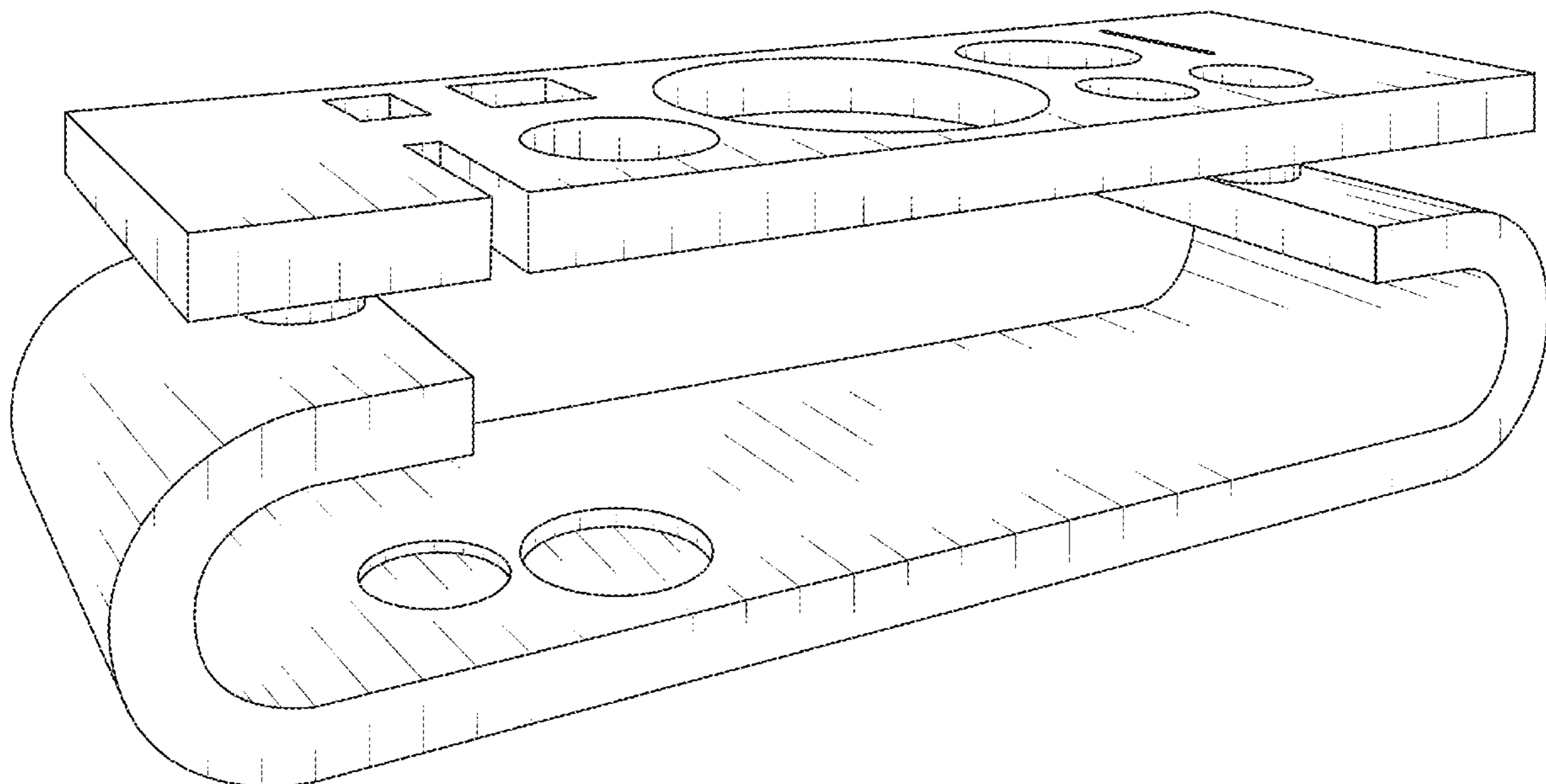
FIG. 4 is a rear elevational view of the stand for cocktail shaker kit thereof;

FIG. 5 is a bottom plan view of the stand for cocktail shaker kit thereof; and,

FIG. 6 is a right side elevational view of the stand for cocktail shaker kit.

The left side elevation view of the stand for cocktail shaker kit is a mirror image of the stand for cocktail shaker kit illustrated in FIG. 6.

1 Claim, 4 Drawing Sheets



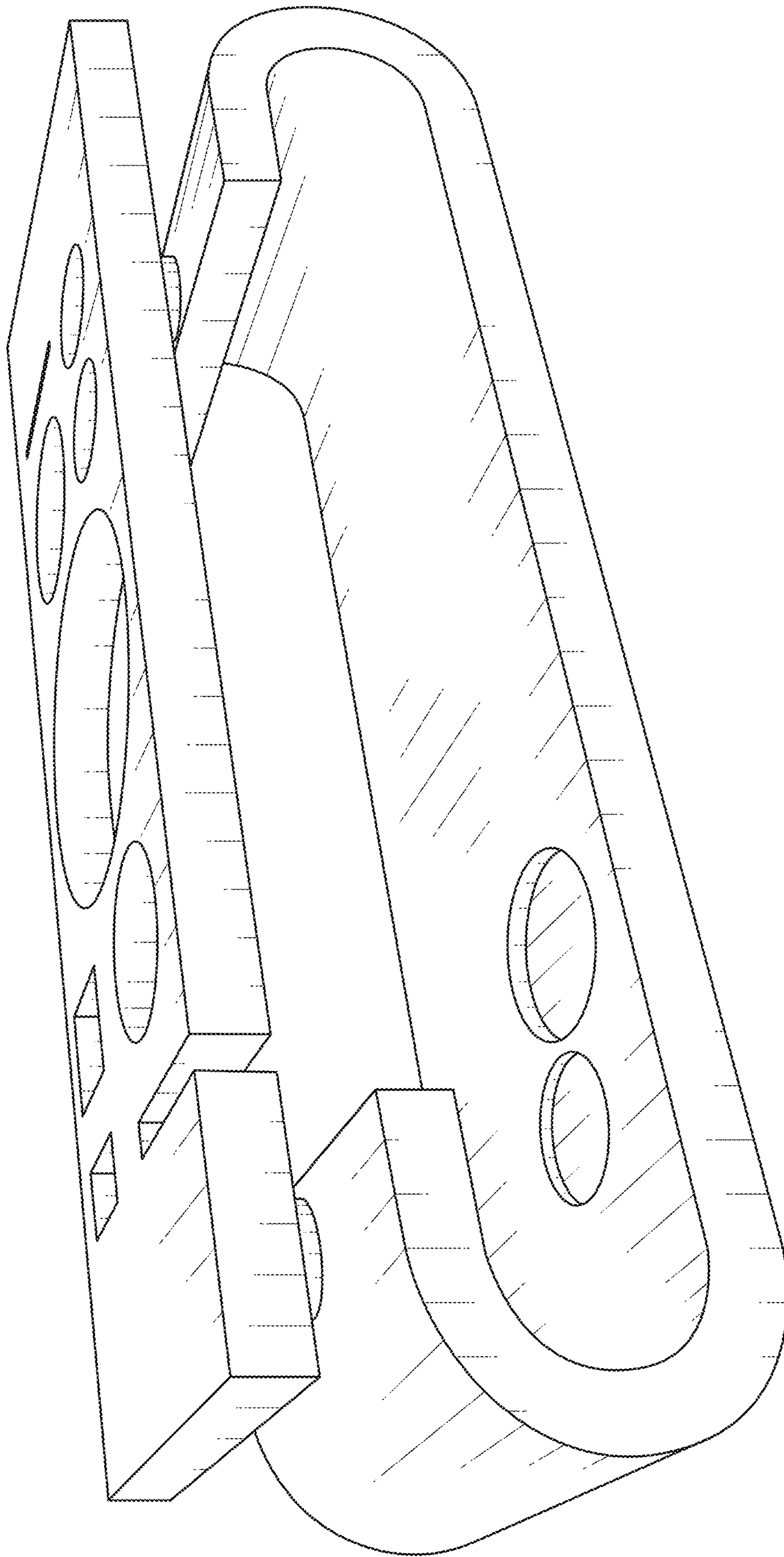


FIG. 1

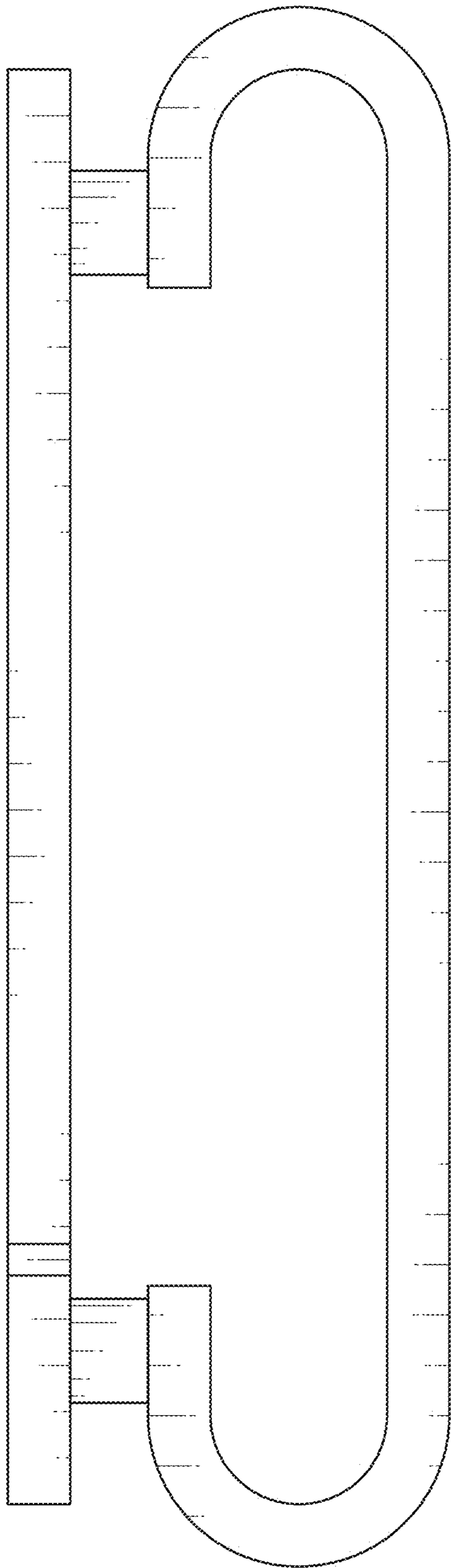


FIG. 2

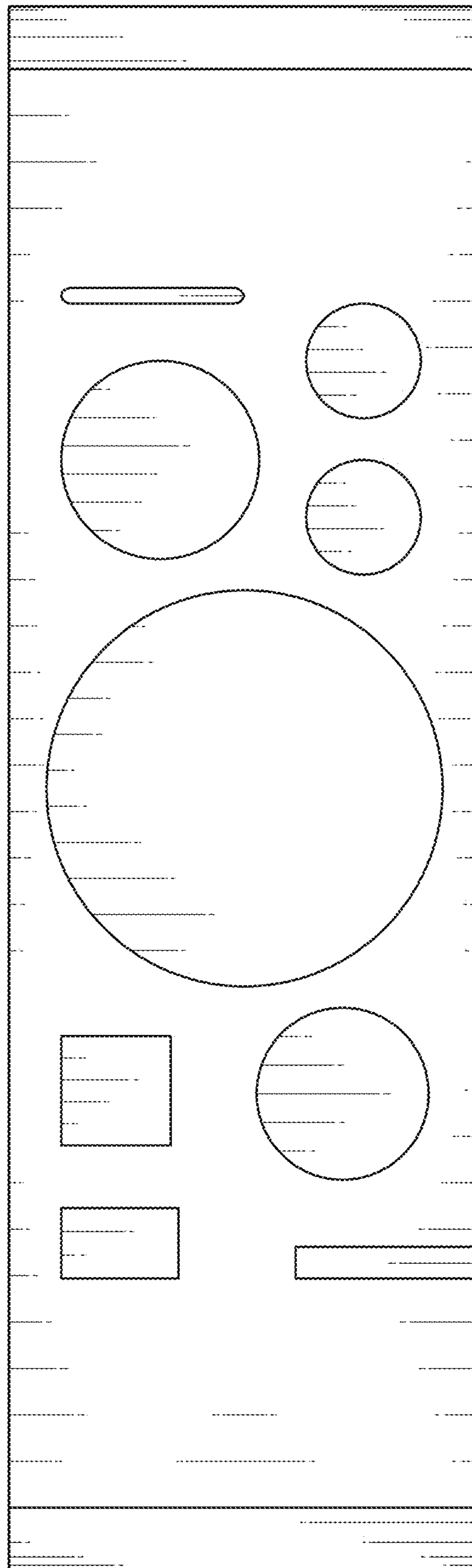


FIG. 3

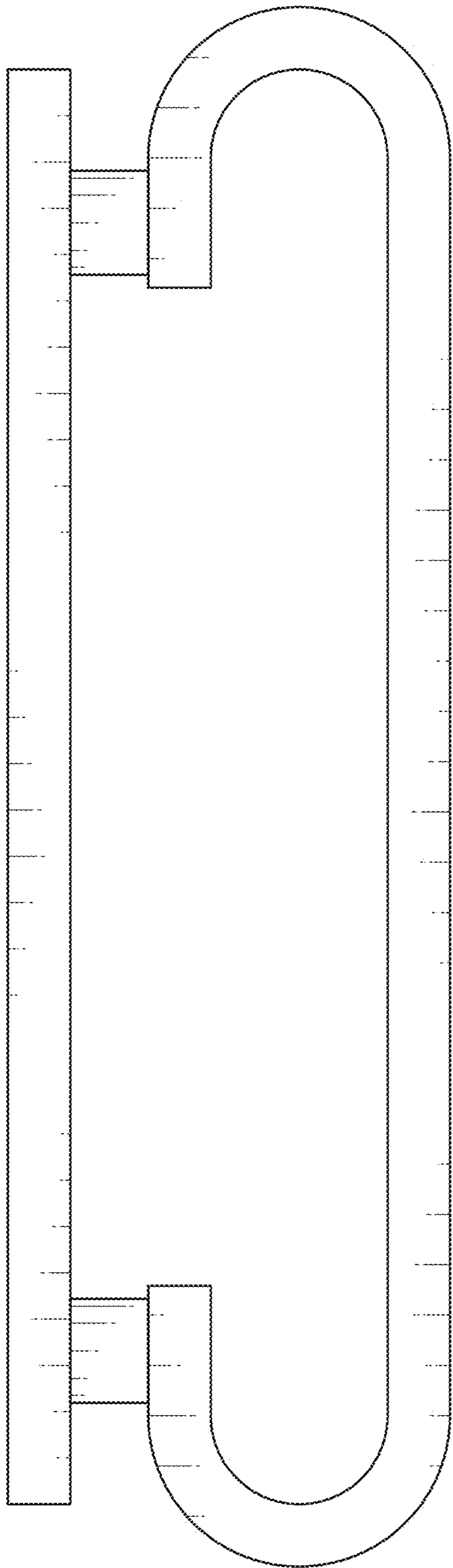


FIG. 4




FIG. 5

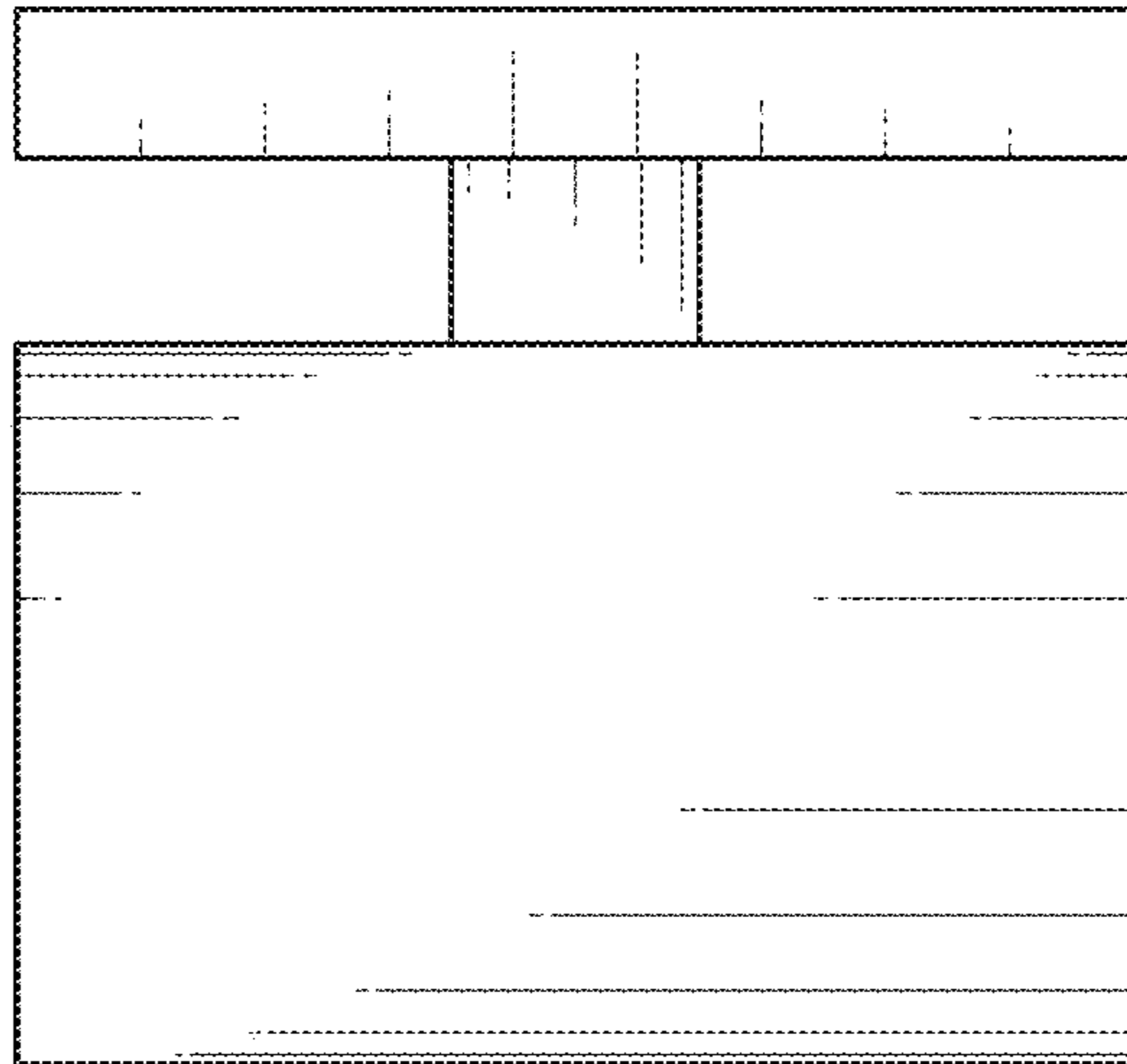


FIG. 6