

US00D966831S

(12) **United States Design Patent** (10) **Patent No.:** **US D966,831 S**  
**Anderson** (45) **Date of Patent:** **\*\* Oct. 18, 2022**

- (54) **SERRATED MULTI-PURPOSE CHEF KNIFE**
- (71) Applicant: **Jonathan Anderson**, Sylmar, CA (US)
- (72) Inventor: **Jonathan Anderson**, Sylmar, CA (US)
- (73) Assignee: **Jonathan Anderson**, Sylmar, CA (US)
- (\*\*) Term: **15 Years**
- (21) Appl. No.: **29/771,131**
- (22) Filed: **Feb. 19, 2021**
- (51) **LOC (13) Cl.** ..... **07-03**
- (52) **U.S. Cl.**  
USPC ..... **D7/649**
- (58) **Field of Classification Search**  
USPC ..... D7/401.2, 642, 649, 650, 693; D8/12,  
D8/20, 93, 98, 99, 101, 105; D22/118,  
D22/149  
CPC . A47G 21/14; A47J 43/28; B24B 3/54; B24B  
3/36; B24B 3/52; B26B 3/00; B26B 3/02;  
B26B 9/00; B26B 9/02; B26B 11/006;  
B26B 29/02; B26B 29/063  
See application file for complete search history.

(56) **References Cited**

U.S. PATENT DOCUMENTS

718,847 A *	1/1903	Kelley	.....	B26B 3/00 30/314
2,836,886 A *	6/1958	Marulli	.....	A47J 17/04 D7/693
3,241,236 A *	3/1966	Capps	.....	B26B 3/00 30/294
D236,793 S *	9/1975	Benktzon et al.	.....	D7/650
4,117,593 A *	10/1978	Piligrino	.....	B26B 3/03 D7/649
4,198,751 A *	4/1980	Egbert	.....	A22B 5/168 30/294
D262,731 S *	1/1982	Austin	.....	D7/693
D291,171 S *	8/1987	Ygfors	.....	D7/649

D296,577 S *	7/1988	Schandua	.....	D22/118
D318,208 S *	7/1991	Cosio	.....	D7/693
D332,383 S *	1/1993	Hagler	.....	D8/98
D362,375 S *	9/1995	Kramer	.....	D7/693
D379,914 S *	6/1997	Bloch	.....	D8/98
D392,016 S *	3/1998	Balolia	.....	D22/118
D461,689 S *	8/2002	Lothe	.....	D7/649
D461,998 S *	8/2002	Sylva	.....	D7/650
D501,126 S *	1/2005	Addis	.....	B26B 5/00 D8/98
D518,349 S *	4/2006	Francois	.....	D8/98
D561,295 S *	2/2008	Taylor	.....	D22/118
D701,093 S *	3/2014	Follmer	.....	D7/649
D720,035 S *	12/2014	Mills	.....	D22/118
D749,921 S *	2/2016	Sanchez	.....	B26B 9/00 D8/7

(Continued)

*Primary Examiner* — Joseph Kukella  
*Assistant Examiner* — Darryl J Dardenne  
(74) *Attorney, Agent, or Firm* — Andrew S. Rapacke

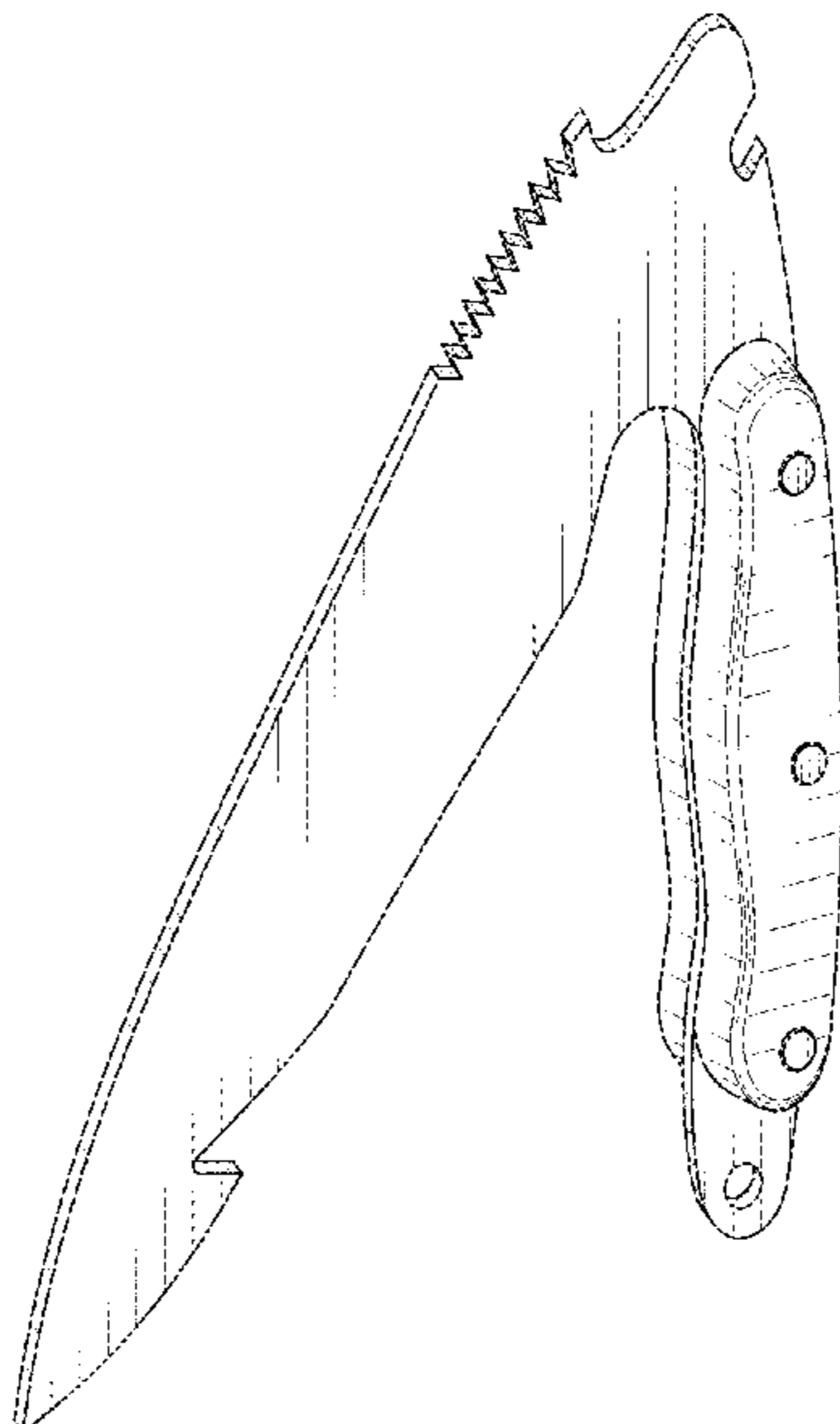
(57) **CLAIM**

The ornamental design for a serrated multi-purpose chef knife, as shown and described.

**DESCRIPTION**

FIG. 1 is a perspective view of the serrated multi-purpose chef knife, showing the new design;  
FIG. 2 is a front elevational view of the serrated multi-purpose chef knife thereof;  
FIG. 3 is a rear elevational view of the serrated multi-purpose chef knife thereof;  
FIG. 4 is a left side elevational view of the serrated multi-purpose chef knife thereof;  
FIG. 5 is a right side elevational view of the serrated multi-purpose chef knife thereof;  
FIG. 6 is a top plan view of the serrated multi-purpose chef knife thereof; and,  
FIG. 7 is a bottom plan view of the serrated multi-purpose chef knife thereof.

**1 Claim, 4 Drawing Sheets**



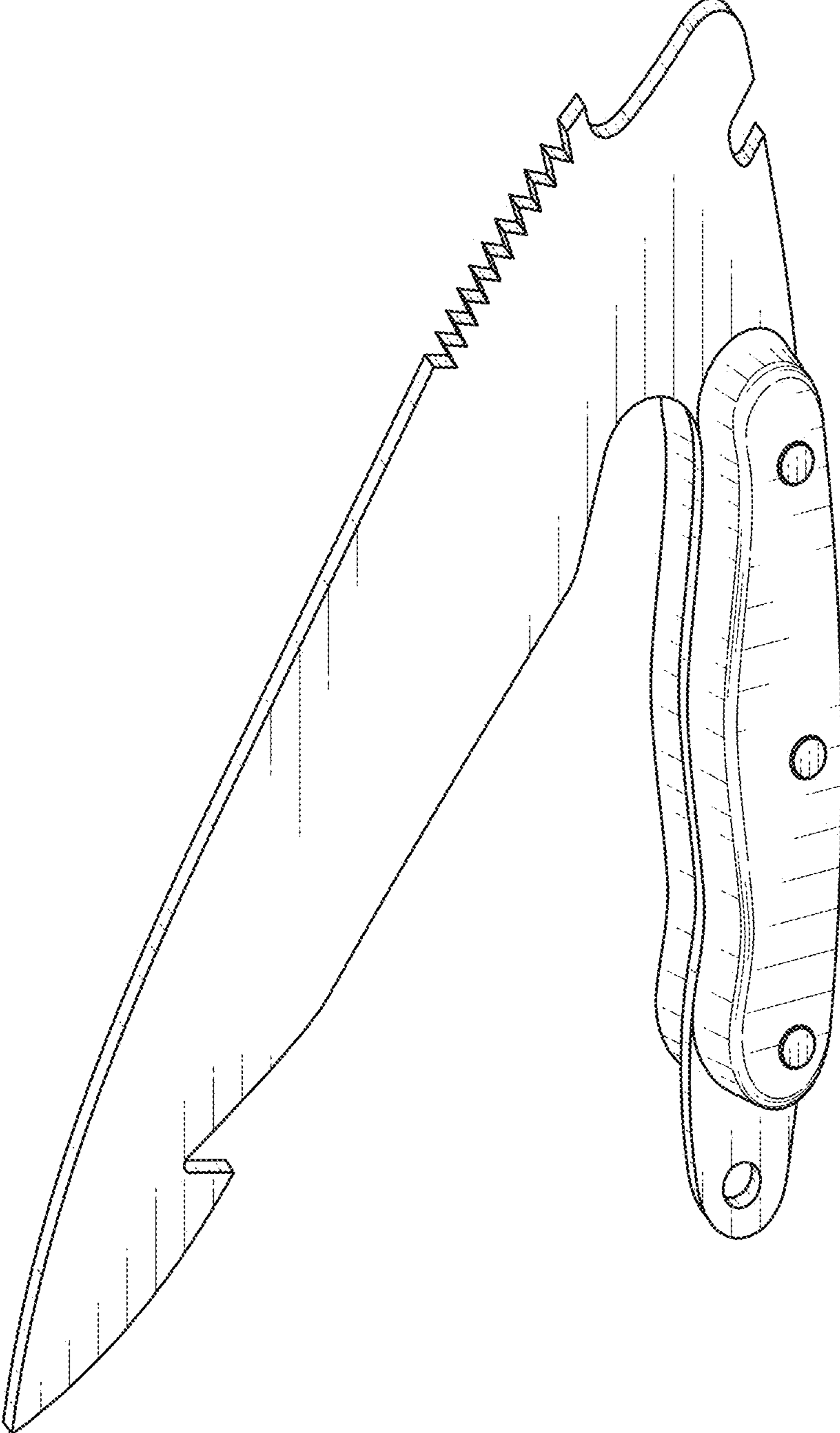
(56)

**References Cited**

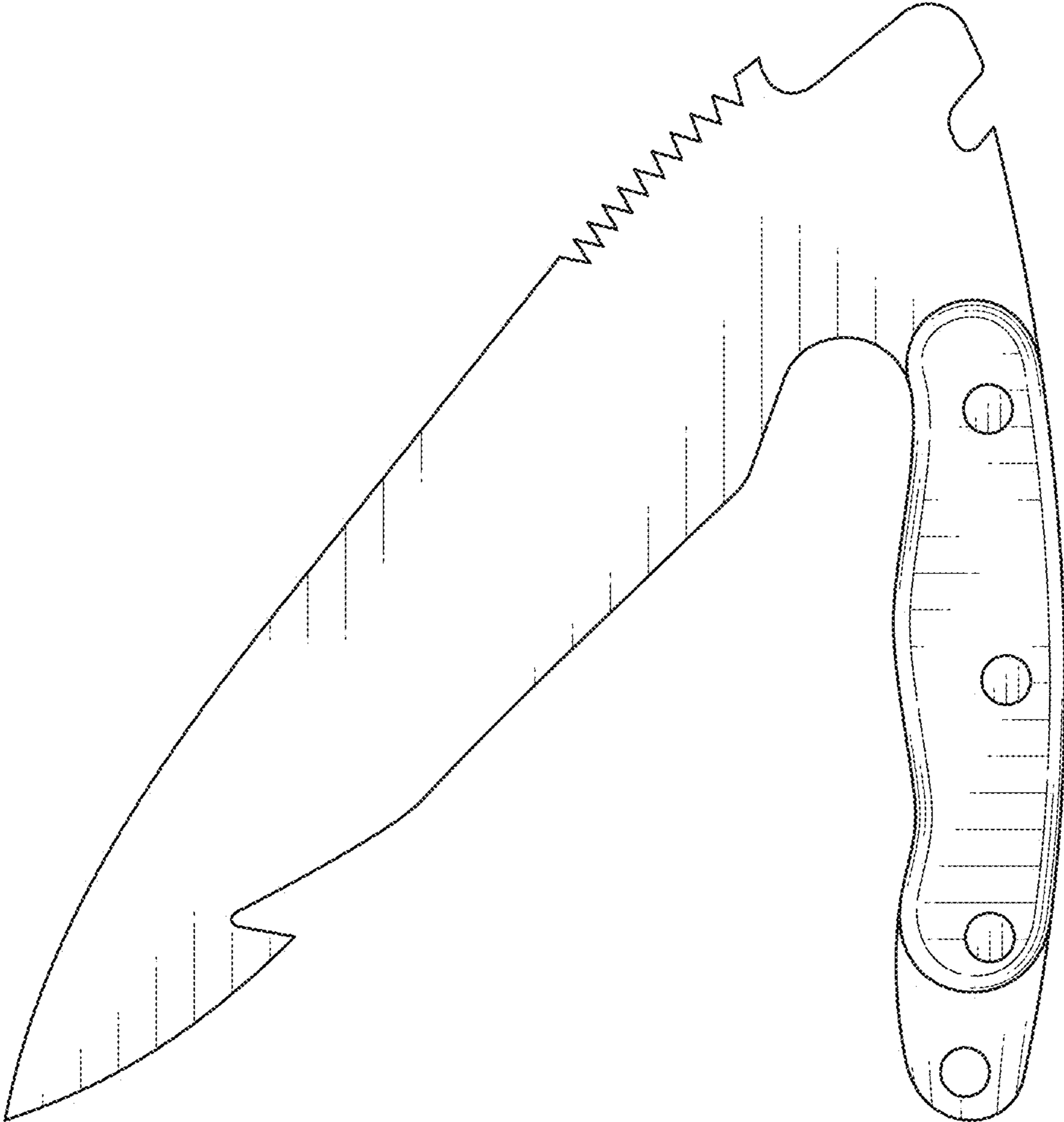
U.S. PATENT DOCUMENTS

D868,200 S	*	11/2019	Mojica .....	B26B 5/00
				D22/118
D955,188 S	*	6/2022	Salvador .....	B26B 9/00
				D7/649

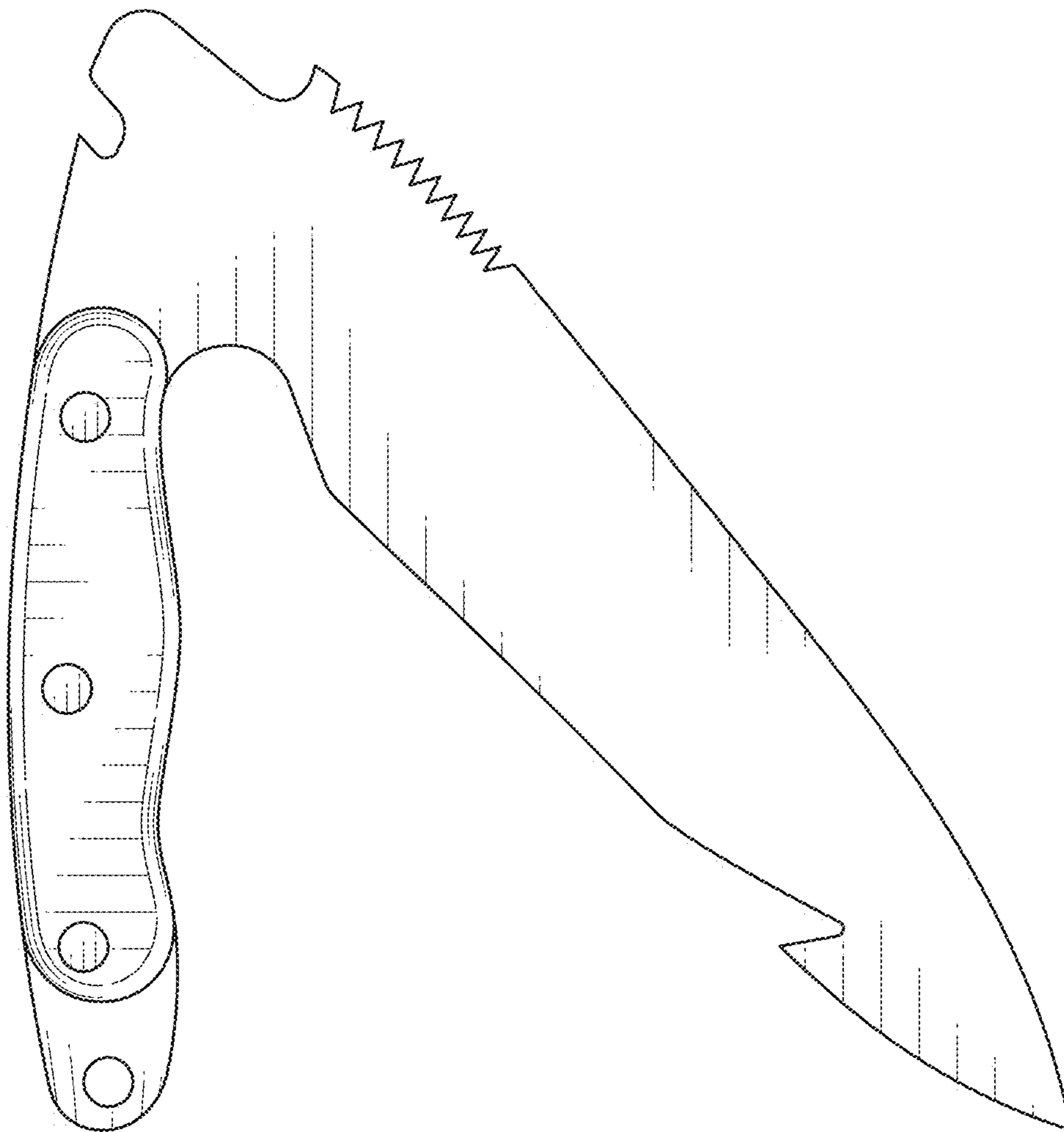
\* cited by examiner



**FIG. 1**



**FIG. 2**



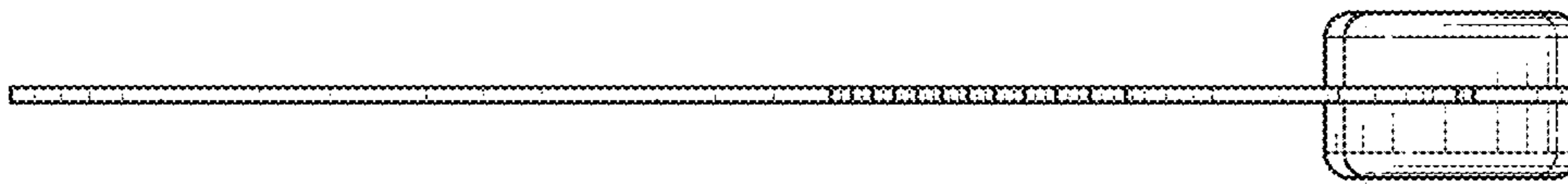
*FIG. 3*




*FIG. 4*



*FIG. 5*



*FIG. 6*



*FIG. 7*