



US00D966826S

(12) **United States Design Patent**
Ings

(10) **Patent No.:** **US D966,826 S**

(45) **Date of Patent:** **** Oct. 18, 2022**

- (54) **CUP HOLDER FOR DRINKS**
- (71) Applicant: **DRINKFINGER LIMITED**,
Haslemere (GB)
- (72) Inventor: **William Ings**, Haslemere (GB)
- (73) Assignee: **Drinkfinger Limited**, Haslemere (GB)
- (**) Term: **15 Years**
- (21) Appl. No.: **29/752,907**
- (22) Filed: **Sep. 29, 2020**
- (30) **Foreign Application Priority Data**
Apr. 14, 2020 (EM) 007808787
- (51) **LOC (13) Cl.** **07-09**
- (52) **U.S. Cl.**
USPC **D7/619.1**
- (58) **Field of Classification Search**
USPC D7/300, 313, 316, 392.1, 392.2, 504,
D7/507, 509, 510, 511, 532, 533, 536,
D7/551.1, 601, 602, 605, 606, 607, 608,
D7/619.1, 620, 622, 624.2, 701;
D12/114, 411, 415, 417, 419, 420, 436
CPC A45F 3/16; A45F 2200/0583; A47G
19/2205; A47G 23/16; A47G 19/2272;
A47G 19/2288; A47G 19/23; A47J 41/00;
A47J 43/00; A47J 47/00; A47J 47/02;
A47J 47/08; B65D 1/265; B65D 81/3865;
B65D 81/3453; B65D 3/22
See application file for complete search history.

- (56) **References Cited**
U.S. PATENT DOCUMENTS
D298,296 S * 11/1988 Washburn A63B 63/08
D7/553.6
D317,998 S * 7/1991 Sanford D7/701

- D380,156 S * 6/1997 Zelenski D9/434
- D488,684 S * 4/2004 Zudal D7/702
- D506,145 S * 6/2005 Sabey A47G 19/065
D9/752
- D614,926 S * 5/2010 Cox D7/708
- 8,919,625 B1 * 12/2014 Pope B62J 11/00
224/419
- D731,247 S * 6/2015 Kamei D7/550.1
- D749,381 S * 2/2016 Magri B65D 71/40
D7/552.2
- D770,870 S * 11/2016 Nash A47G 23/0641
D7/551.1
- D776,485 S * 1/2017 Bradley D7/550.1
- D789,756 S * 6/2017 MacDonald D7/701
- D855,405 S * 8/2019 Ings A47G 23/06
D7/551.1
- D855,406 S 8/2019 Ings
- D865,451 S * 11/2019 Thompson D7/551.1
- D907,963 S * 1/2021 Ings D7/552.1
- D923,414 S * 6/2021 Luciano D7/553.4
- D923,415 S * 6/2021 Luciano D7/553.4

(Continued)

Primary Examiner — Joseph Kukella
Assistant Examiner — Darryl J Dardenne
(74) *Attorney, Agent, or Firm* — Fay Sharpe LLP

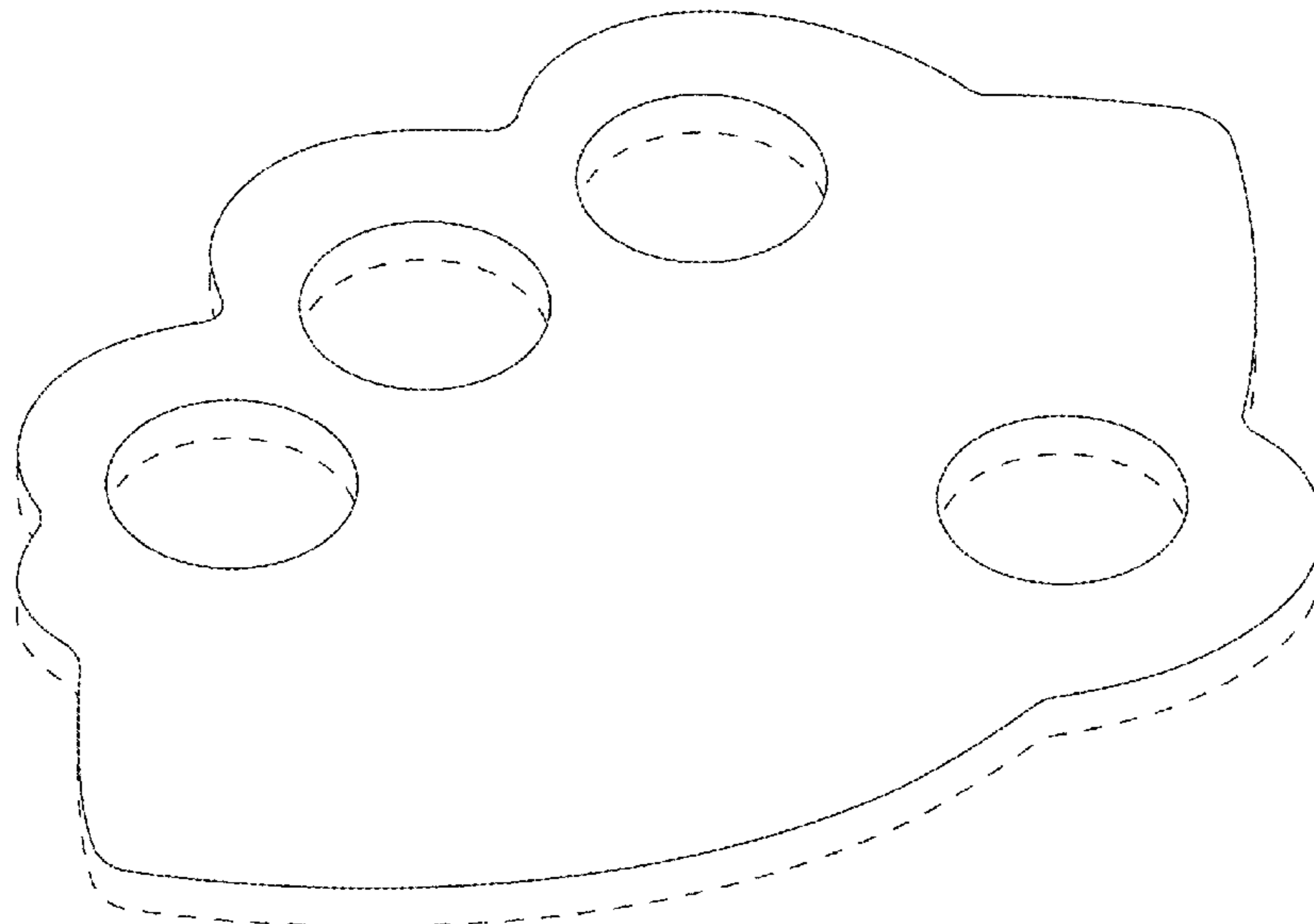
(57) **CLAIM**

The ornamental design for cup holder for drinks, as shown and described.

DESCRIPTION

FIG. 1 is a perspective view of a cup holder for drinks of the present application;
FIG. 2 is a front view thereof;
FIG. 3 is a right side view thereof;
FIG. 4 is a left side view thereof;
FIG. 5 is a top view thereof;
FIG. 6 is a bottom view thereof; and,
FIG. 7 is a rear view thereof.
In the drawings, the broken lines depict portions of the article that form no part of the claimed design.

1 Claim, 7 Drawing Sheets



(56)

References Cited

U.S. PATENT DOCUMENTS

D923,416 S * 6/2021 Luciano D7/553.4
2005/0029747 A1* 2/2005 Grayson A63B 63/08
273/342
2008/0128440 A1* 6/2008 Braams A47G 23/0641
220/737
2013/0284616 A1* 10/2013 Anderson B65D 71/40
493/56
2014/0263365 A1* 9/2014 Tollen A47G 19/065
220/575

* cited by examiner

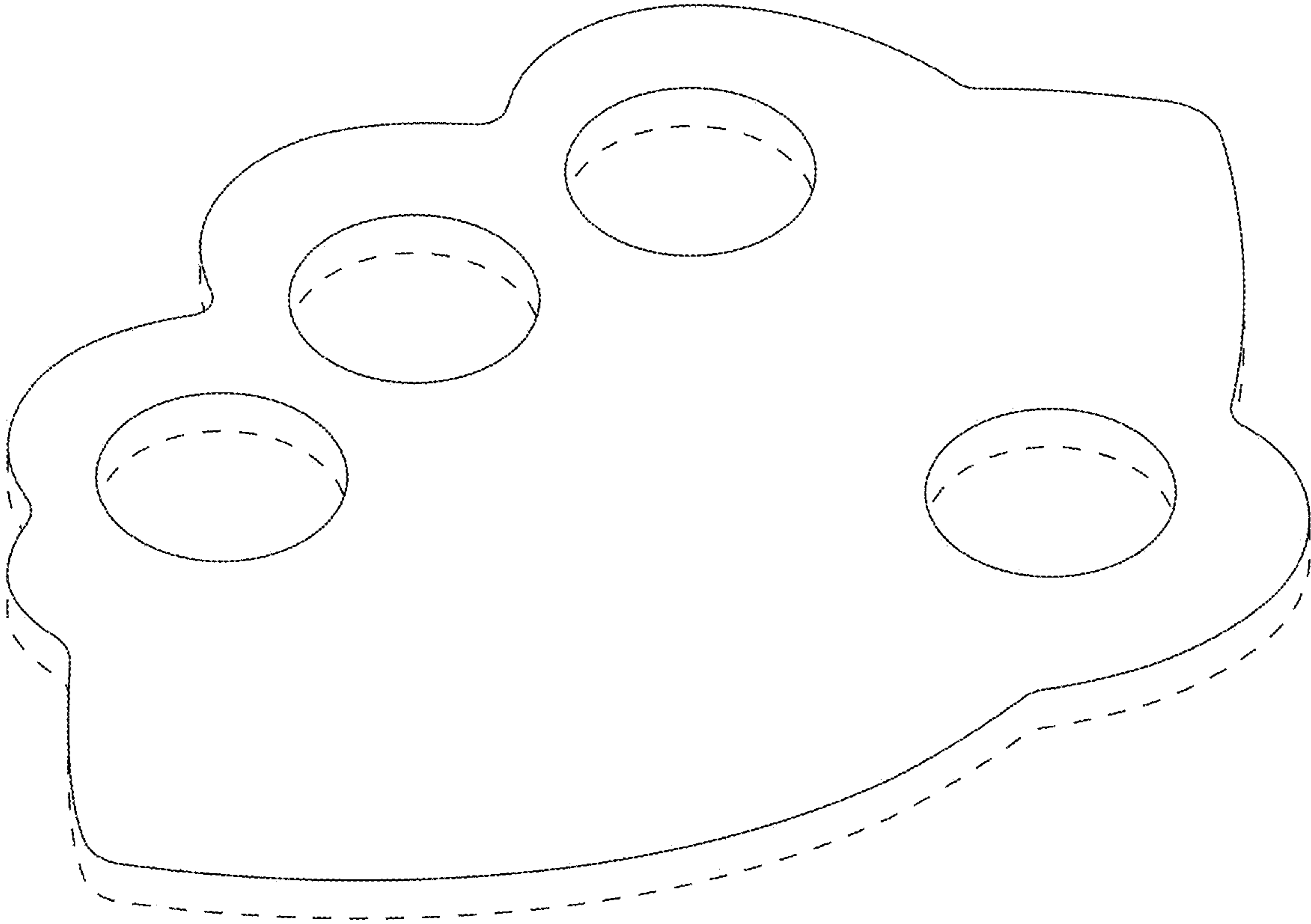


FIG. 1

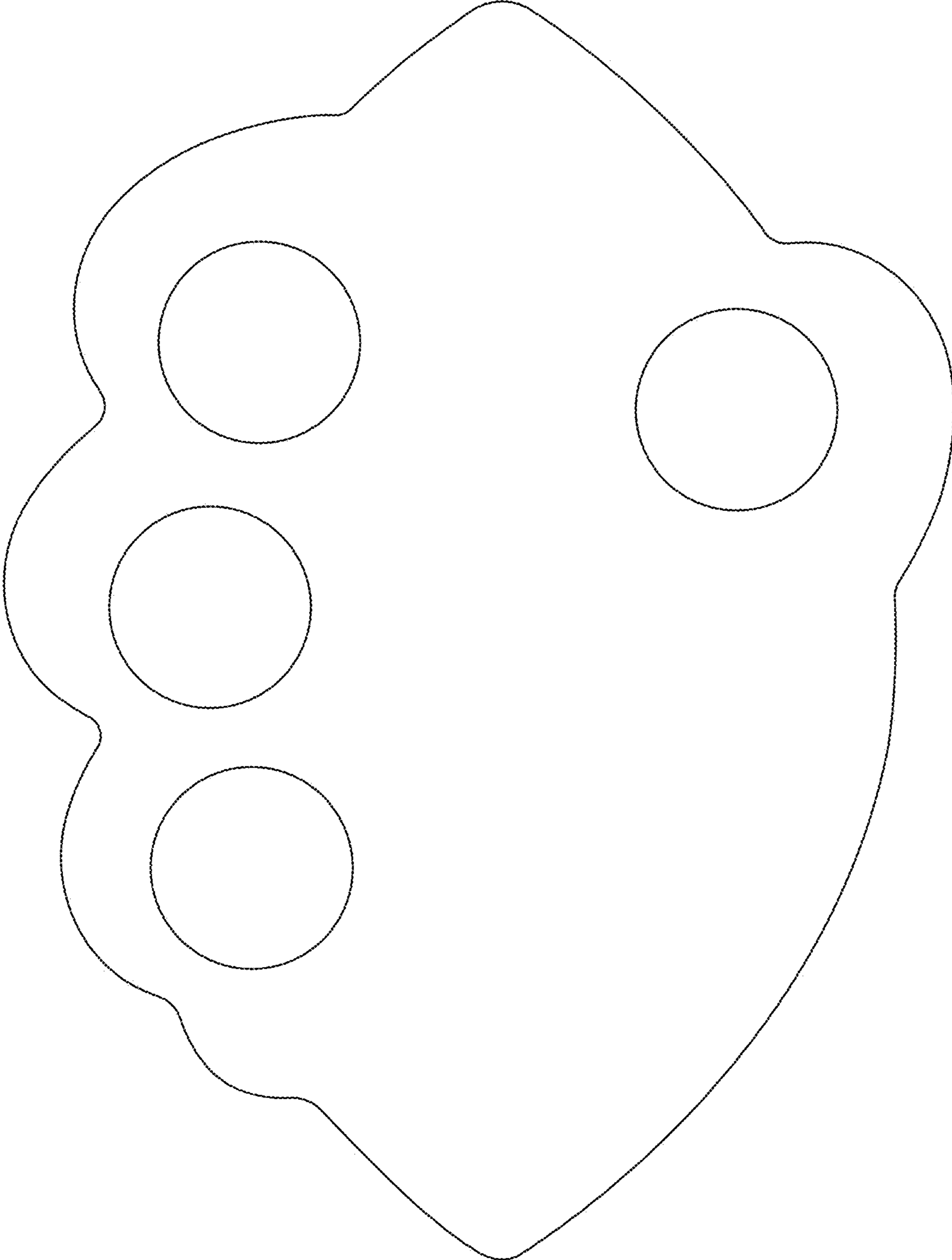


FIG. 2

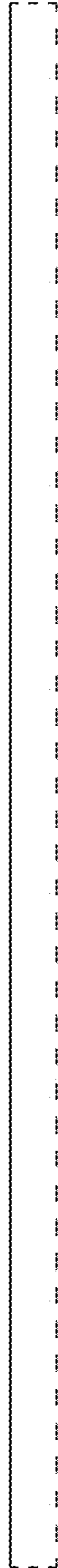


FIG. 3

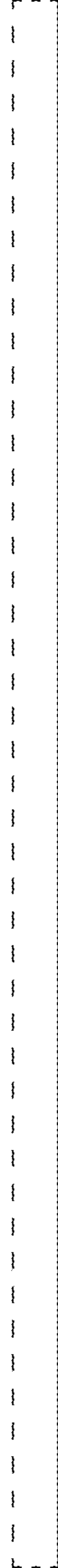


FIG. 4



FIG. 5



FIG. 6

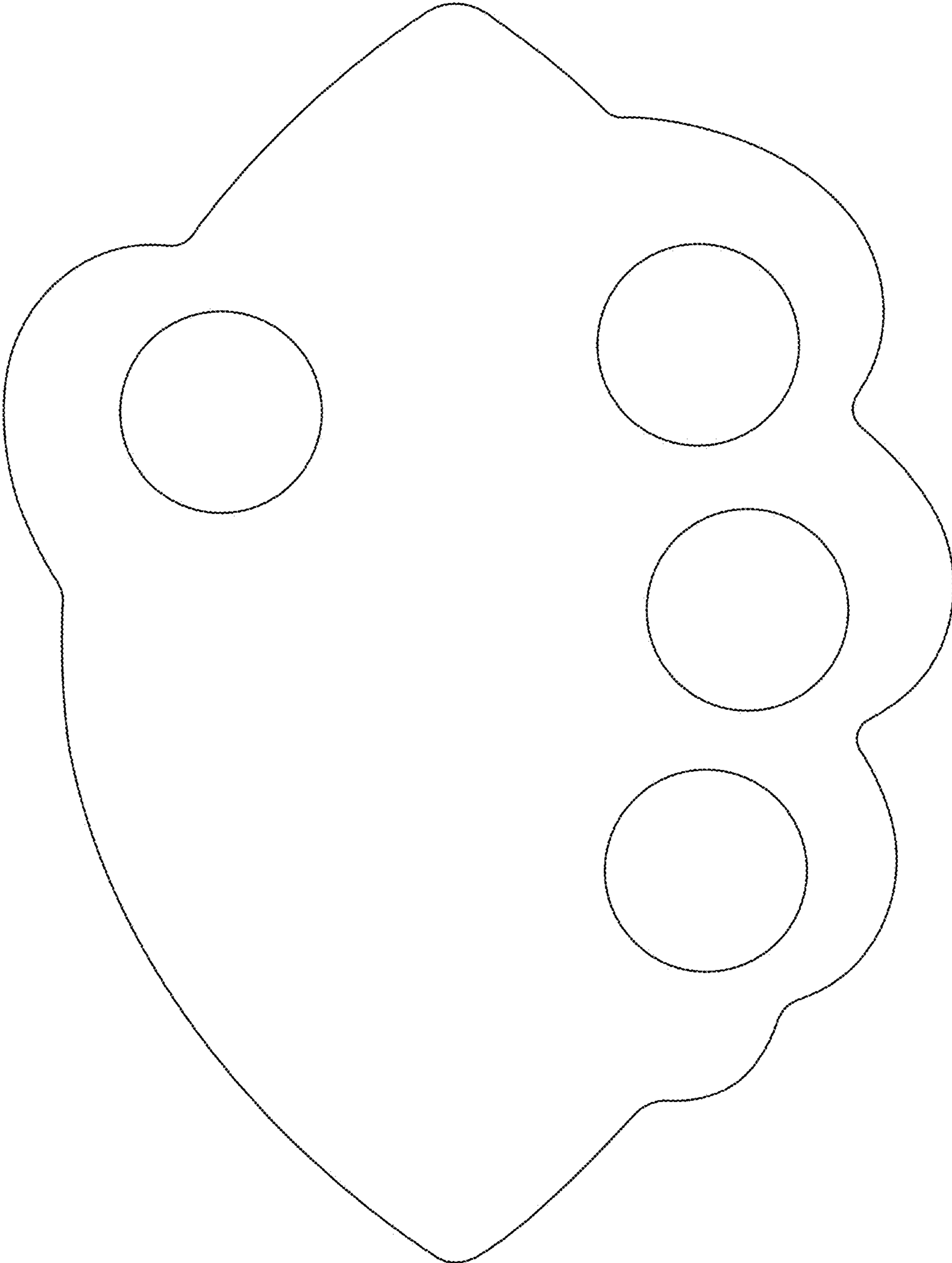


FIG. 7