

US00D966816S

(12) **United States Design Patent**  
**Huang**

(10) **Patent No.:** **US D966,816 S**  
(45) **Date of Patent:** **\*\* Oct. 18, 2022**

- (54) **CUP**
- (71) Applicant: **Heng Huang**, Yongzhou (CN)
- (72) Inventor: **Heng Huang**, Yongzhou (CN)
- (\*\*) Term: **15 Years**
- (21) Appl. No.: **29/836,988**
- (22) Filed: **Apr. 29, 2022**
- (51) **LOC (13) Cl.** ..... **07-01**
- (52) **U.S. Cl.**  
USPC ..... **D7/510; D7/529**
- (58) **Field of Classification Search**  
USPC ..... D7/507, 509, 510, 511, 523, 531, 532,  
D7/392.1, 396.2, 624.1, 624.2, 519, 514,  
D7/515; D9/500, 501, 516, 519, 562,  
D9/531, 559, 564, 503, 504; D3/202  
CPC ..... A47G 19/22; A47G 19/2205; A47G  
19/2288; A47J 41/02; A47J 41/0077;  
A47J 43/27; A45F 3/16  
See application file for complete search history.

D810,511 S 2/2018 Harrington, III et al.  
D851,455 S \* 6/2019 Lee ..... D7/529  
D859,920 S \* 9/2019 Barber ..... D7/511  
D862,977 S \* 10/2019 Bohman ..... D7/392.1

OTHER PUBLICATIONS

[https://www.amazon.com/Arctic-Zone-Stainless-Protection-Stackable/dp/B08T21RZWZ/ref=sr\\_1\\_58?crd=10Q1ERB7SKAOA&keywords=tumbler%2Bwith%2Bspout%2Bcover&qid=1660762952&prefix=tumbler%2Bwith%2Bspout%2Bcove%2Caps%2C154&sr=8-58&th=1](https://www.amazon.com/Arctic-Zone-Stainless-Protection-Stackable/dp/B08T21RZWZ/ref=sr_1_58?crd=10Q1ERB7SKAOA&keywords=tumbler%2Bwith%2Bspout%2Bcover&qid=1660762952&prefix=tumbler%2Bwith%2Bspout%2Bcove%2Caps%2C154&sr=8-58&th=1) Jun. 8, 2021 (Year: 2021).\*

\* cited by examiner

Primary Examiner — Jae Liang  
(74) Attorney, Agent, or Firm — Georgi Korobanov

(57) **CLAIM**

The ornamental design for a cup, as shown and described.

**DESCRIPTION**

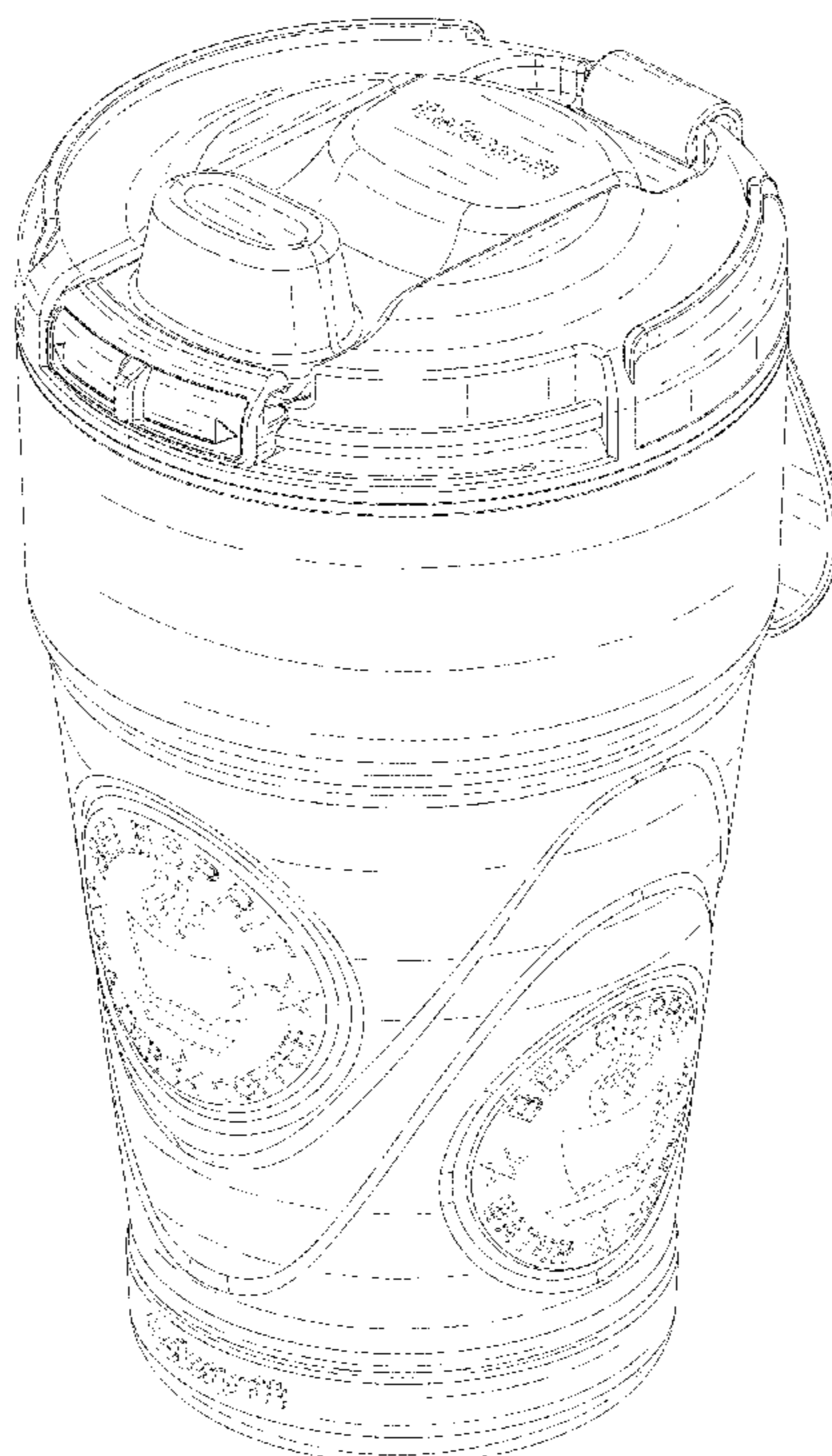
FIG. 1 is a perspective view of a cup, showing my new design;  
FIG. 2 is a perspective view with the lid open thereof;  
FIG. 3 is another perspective view thereof;  
FIG. 4 is a front view thereof;  
FIG. 5 is a rear view thereof;  
FIG. 6 is a left side view thereof;  
FIG. 7 is a right side view thereof;  
FIG. 8 is a top plan view thereof; and,  
FIG. 9 is a bottom plan view thereof.  
The broken line showing of the cup is for the purpose of illustrating article and forms no part of the claimed design.

(56) **References Cited**

U.S. PATENT DOCUMENTS

D620,755 S \* 8/2010 Haskell ..... D7/510  
D688,523 S 8/2013 Lees  
D727,684 S \* 4/2015 Forsyth ..... D7/510  
D740,610 S \* 10/2015 Eyal ..... D7/529  
D767,335 S \* 9/2016 Khubani ..... D7/507  
D772,651 S \* 11/2016 Leonard ..... D7/532  
D784,079 S \* 4/2017 Szymanski ..... D7/529  
D784,080 S \* 4/2017 Szymanski ..... D7/529  
D790,278 S \* 6/2017 Szymanski ..... D7/532  
D807,702 S \* 1/2018 Szymanski ..... D7/532

**1 Claim, 9 Drawing Sheets**



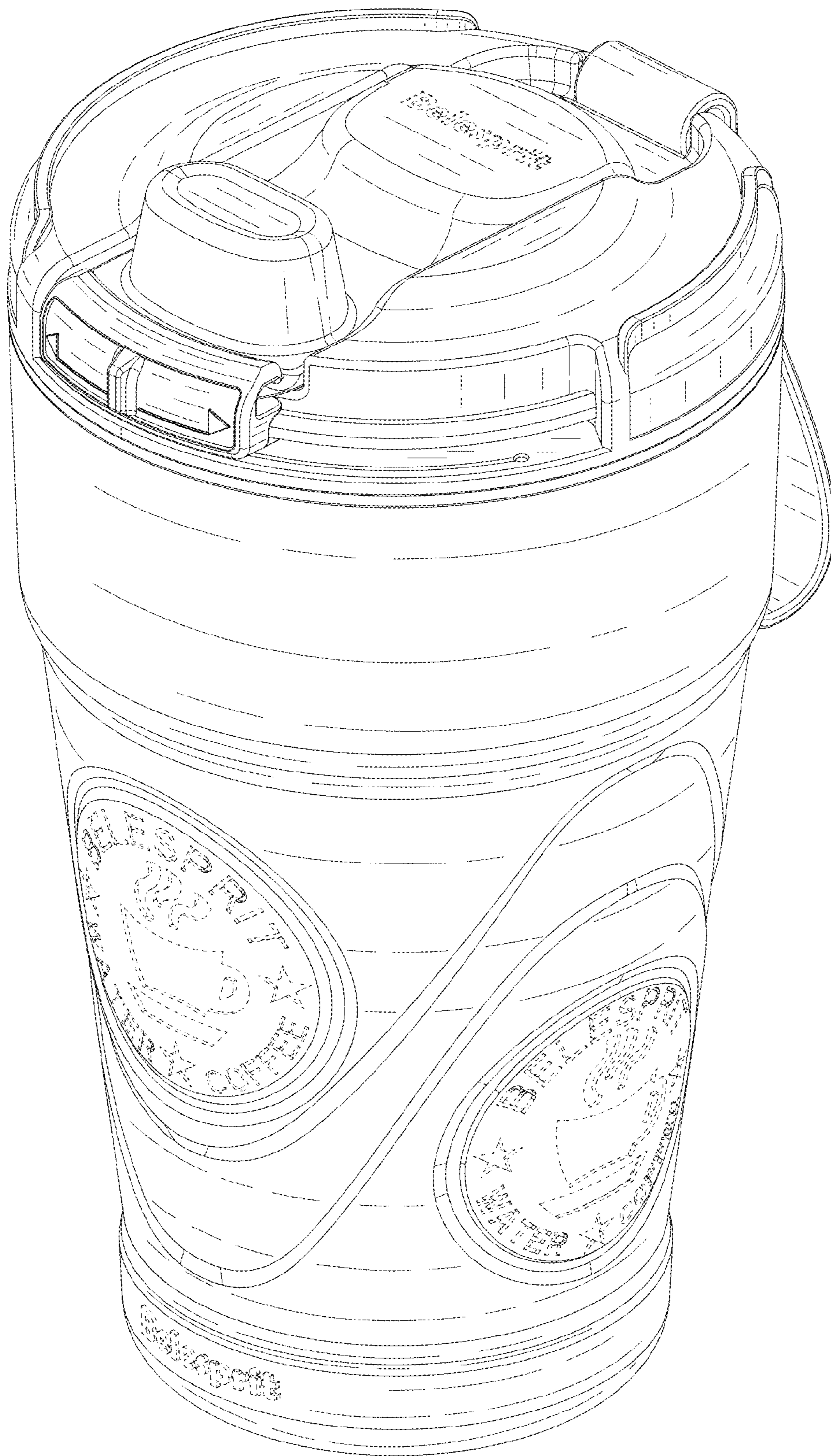


FIG. 1



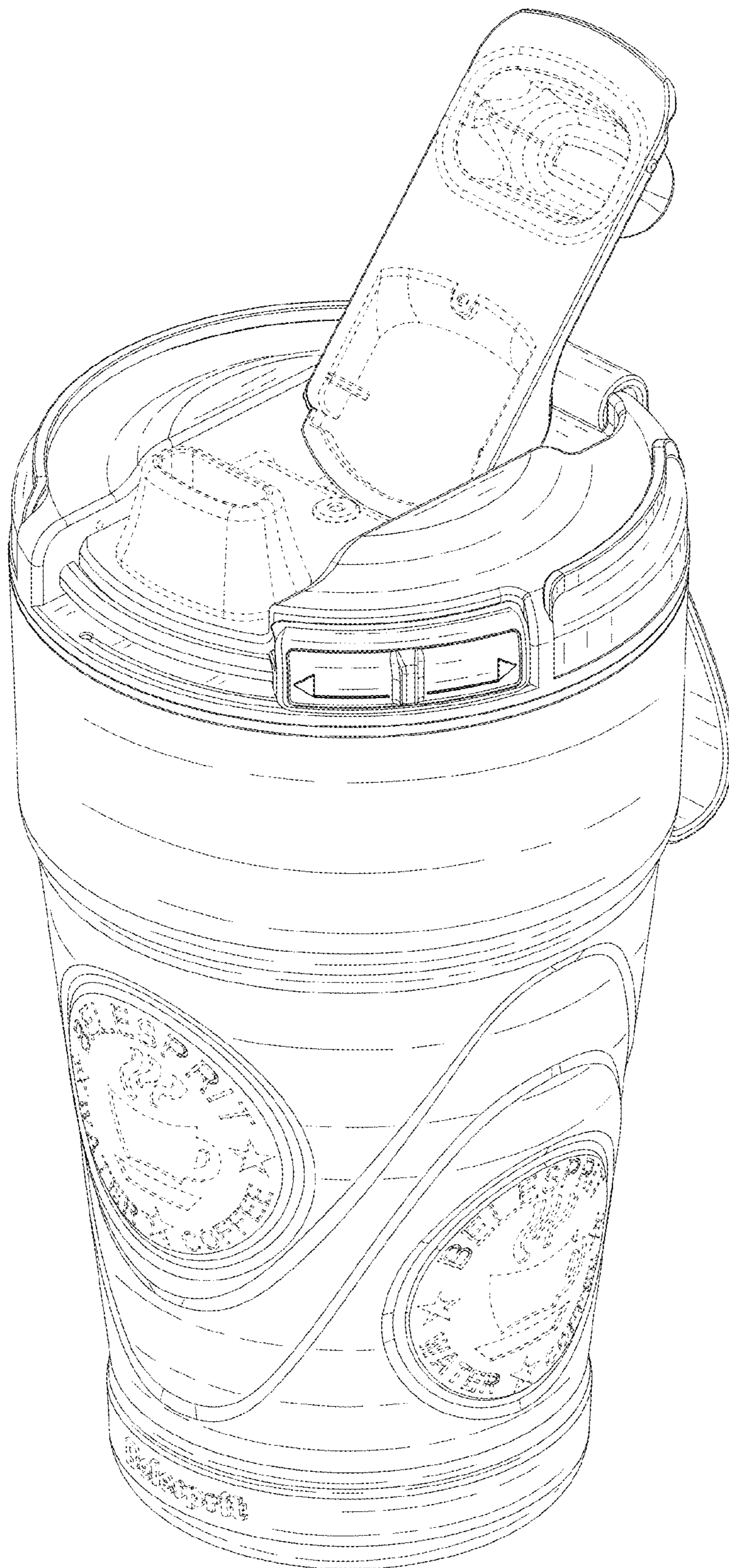


FIG. 2

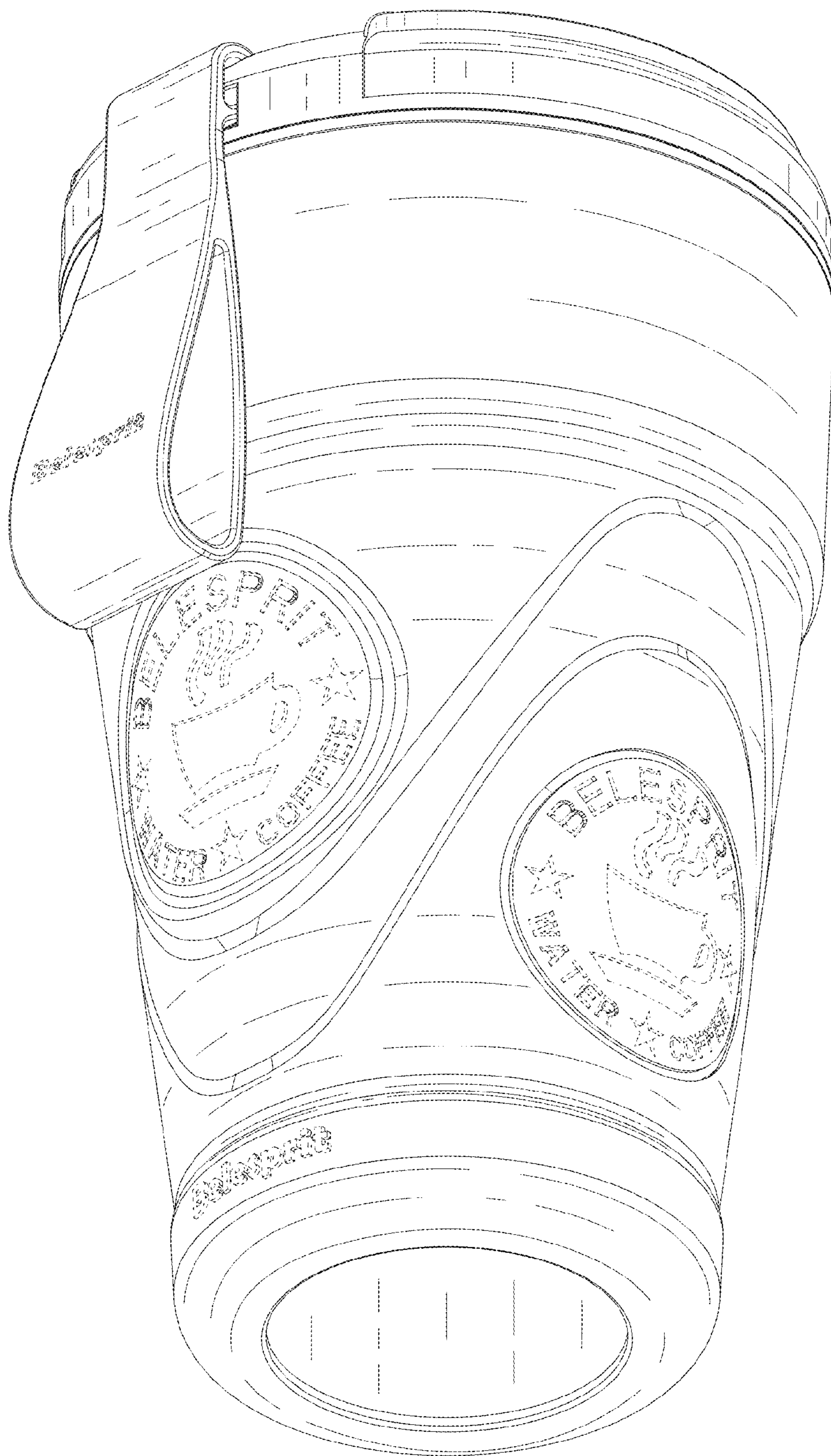


FIG. 3




FIG. 4






FIG. 5




FIG. 6




FIG. 7



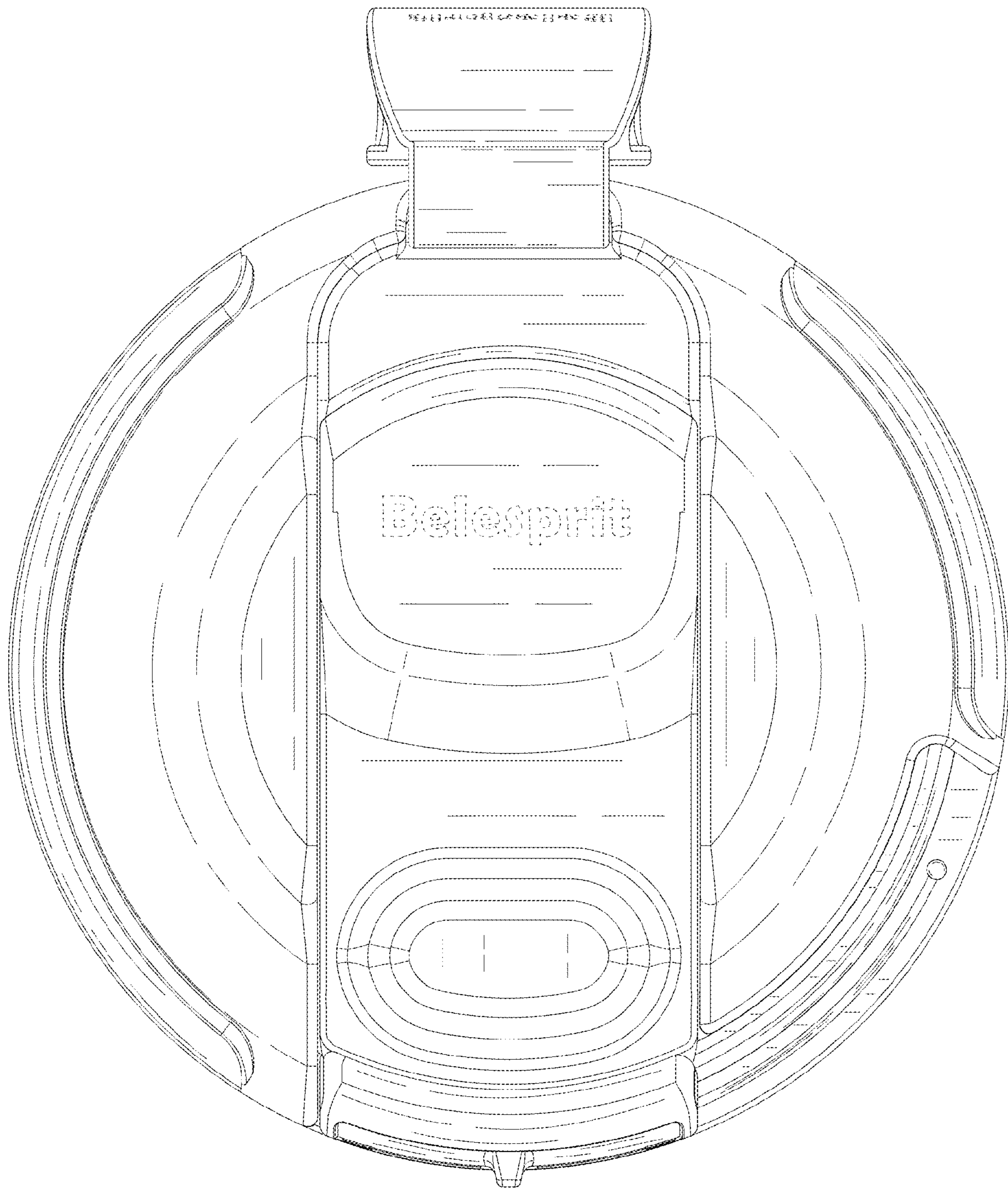


FIG. 8

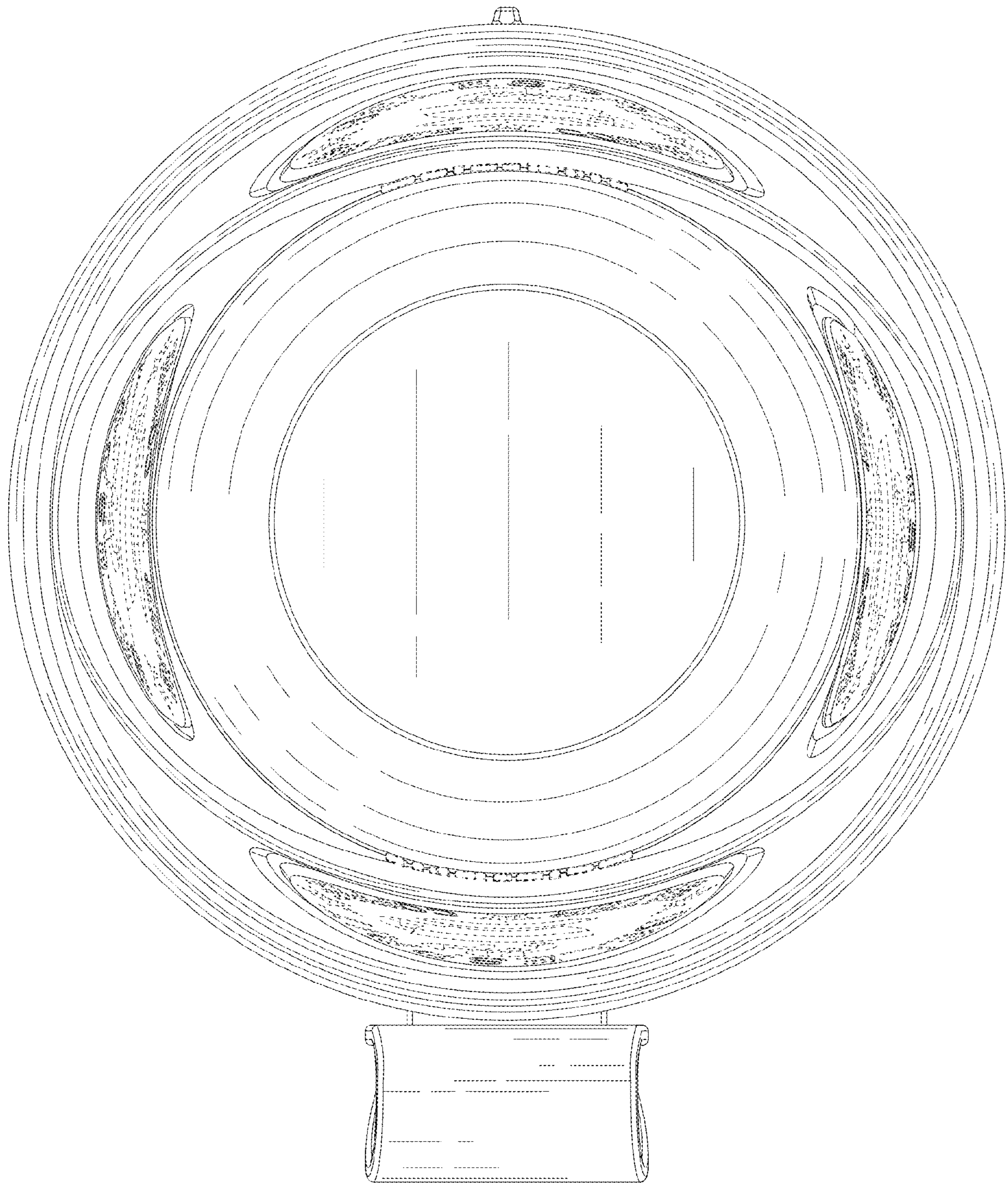


FIG. 9